



US00D531495S

(12) **United States Design Patent**
Hardy et al.

(10) **Patent No.:** **US D531,495 S**

(45) **Date of Patent:** **** Nov. 7, 2006**

(54) **PACKAGING CASE**

(75) Inventors: **Craig Julian Hardy**, Cheshire (GB);
Andrew Darby, Staffordshire (GB)

(73) Assignee: **MedTrade Products Limited** (GB)

(**) Term: **14 Years**

(21) Appl. No.: **29/234,397**

(22) Filed: **Jul. 18, 2005**

Related U.S. Application Data

(63) Continuation of application No. 29/221,619, filed on Jan. 17, 2005, now abandoned.

(51) **LOC (8) Cl.** **09-03**

(52) **U.S. Cl.** **D9/415**

(58) **Field of Classification Search** D9/415,
D9/422, 423; 206/461-471, 495, 806
See application file for complete search history.

(56) **References Cited**

U.S. PATENT DOCUMENTS

D281,580 S * 12/1985 Stevens D9/415
D283,488 S * 4/1986 Stevens D9/415
4,687,129 A * 8/1987 Cugley 220/315

D375,620 S * 11/1996 Chan D3/20
D401,765 S * 12/1998 Soutullo D4/199
6,330,945 B1 * 12/2001 Reimer 206/470
D484,542 S * 12/2003 Hassell D19/75

* cited by examiner

Primary Examiner—Stella Reid

Assistant Examiner—Derrick Holland

(74) *Attorney, Agent, or Firm*—McGuinness & Manaras LLP

(57) **CLAIM**

The ornamental design for a packaging case, as shown and described.

DESCRIPTION

FIG. 1 is a top plan view of a packaging case, showing my new design in an open position;

FIG. 2 is a side view thereof, the opposite side being a mirror image thereof;

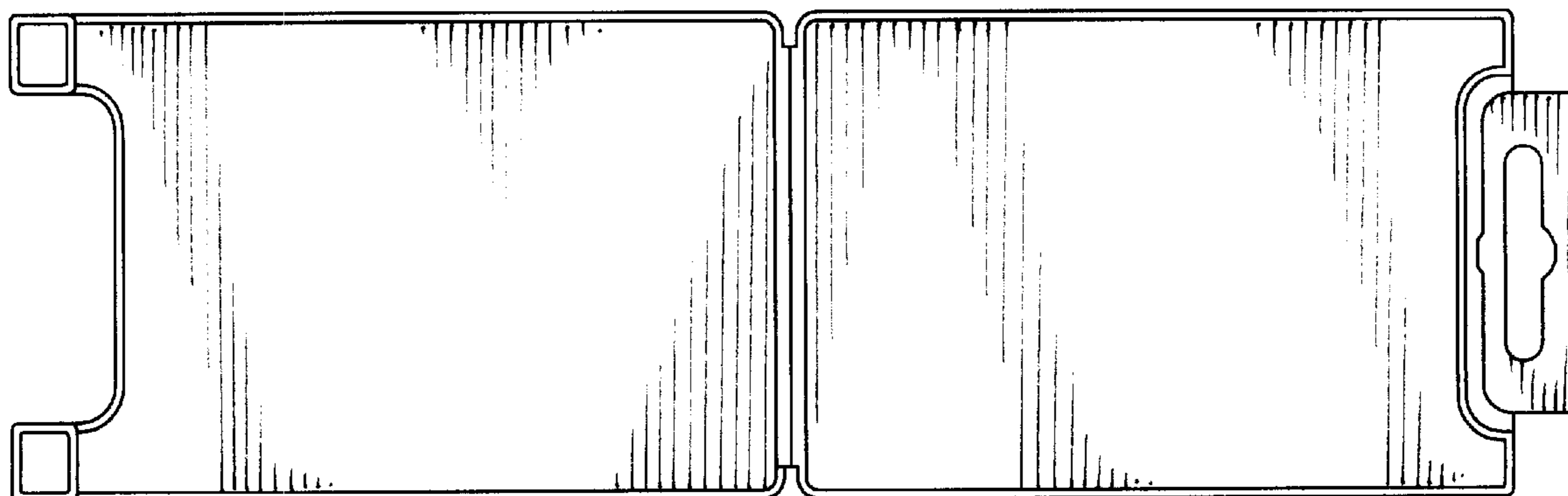
FIG. 3 is a side view thereof in a closed position, the opposite side being a mirror image thereof;

FIG. 4 is a front view thereof, in a closed position; and,

FIG. 5 is a perspective view thereof, in a closed position.

The portions shown in broken lines are included for illustrative purposes and form no part of the claimed design.

1 Claim, 3 Drawing Sheets



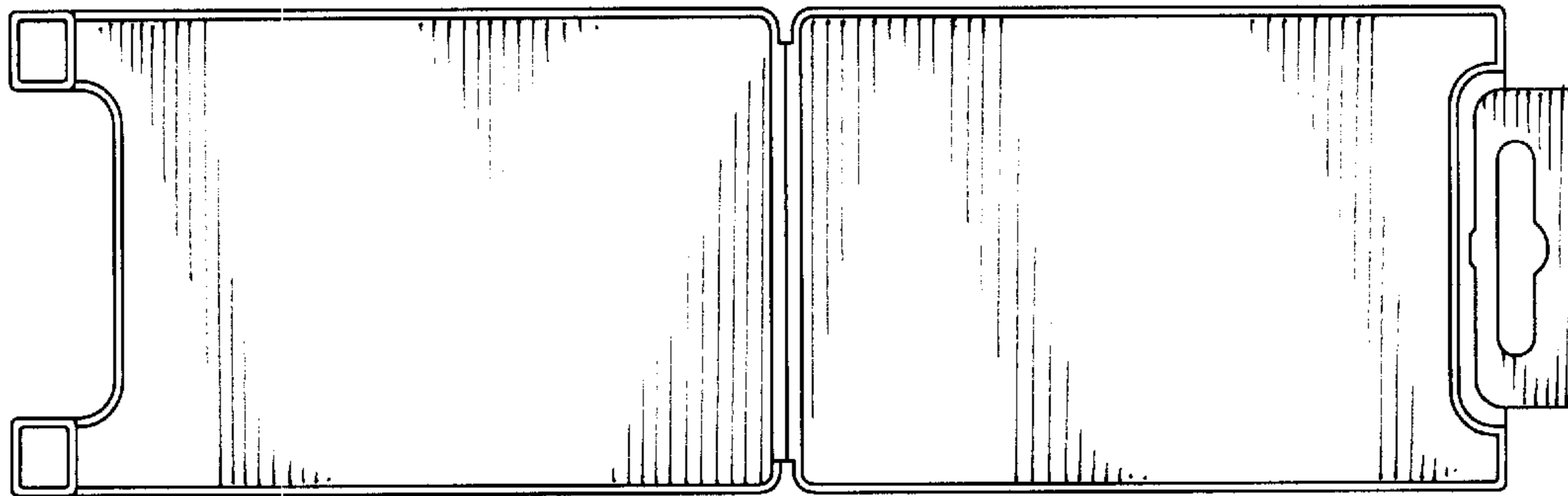


FIG. 1

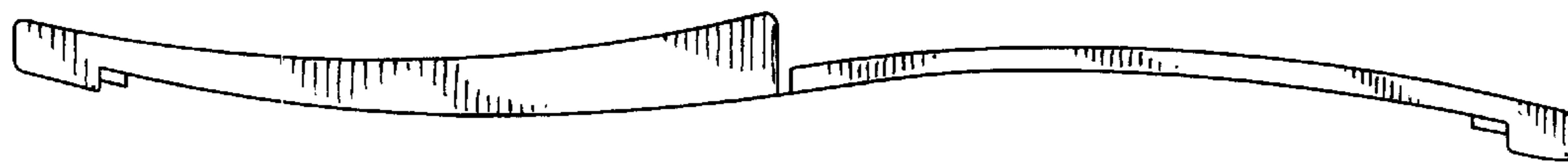


FIG. 2

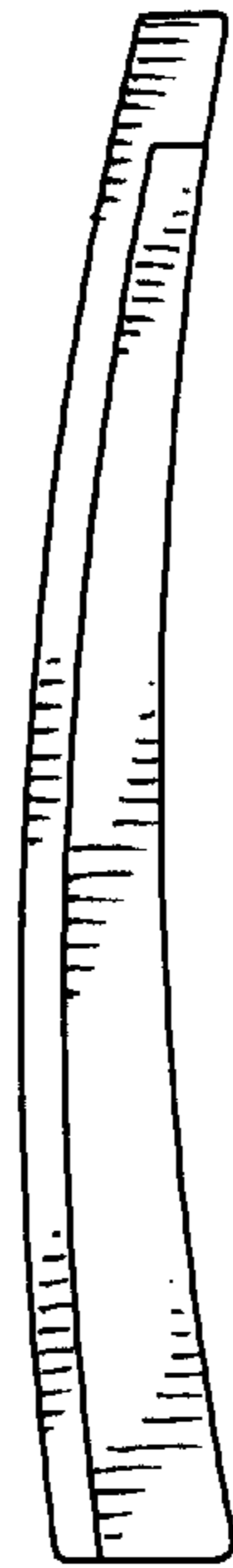


FIG. 3




FIG. 4

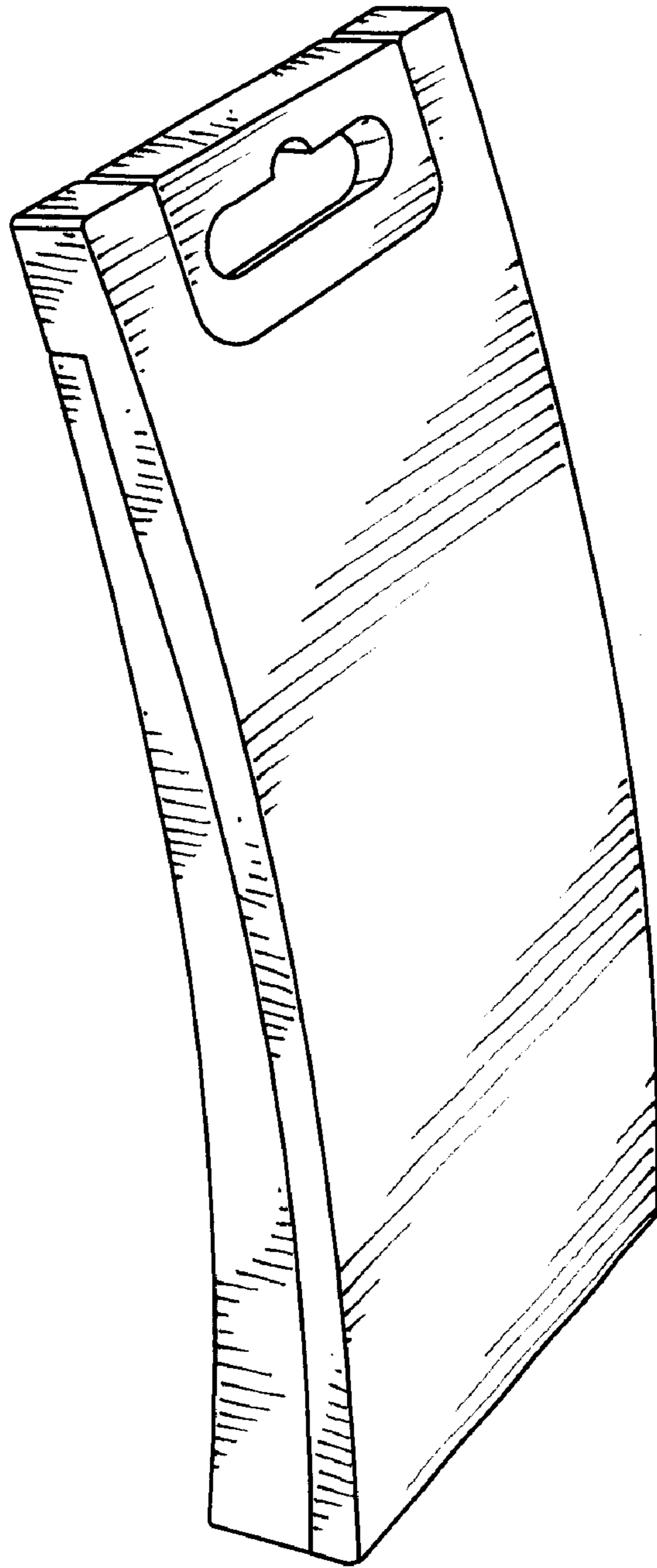


FIG. 5