



US00D531494S

(12) **United States Design Patent**
Papiri

(10) **Patent No.:** **US D531,494 S**

(45) **Date of Patent:** **** Nov. 7, 2006**

(54) **SNACK PACKAGE**

(75) **Inventor:** **Joseph M. Papiri**, Whittier, CA (US)

(73) **Assignee:** **Snak King Corp.**, City of Industry, CA (US)

(**) **Term:** **14 Years**

(21) **Appl. No.:** **29/211,215**

(22) **Filed:** **Aug. 12, 2004**

(51) **LOC (8) Cl.** **09-03**

(52) **U.S. Cl.** **D9/415**

(58) **Field of Classification Search** D9/415,
D9/302, 305, 416, 423, 424; D3/227, 252,
D3/303; 206/214, 424

See application file for complete search history.

(56) **References Cited**

U.S. PATENT DOCUMENTS

2,757,957	A	*	8/1956	Samann	239/53
3,339,825	A	*	9/1967	Grelich	383/9
D311,488	S	*	10/1990	Regenscheid	D9/707
5,267,643	A	*	12/1993	Scribner	383/17
5,323,553	A	*	6/1994	Candido	40/537

D356,732	S		3/1995	Levin		
D378,685	S	*	4/1997	French et al.	D19/33
D453,679	S	*	2/2002	Blackburn	D9/709
6,390,714	B1	*	5/2002	Bradley et al.	402/79

* cited by examiner

Primary Examiner—Stella Reid
Assistant Examiner—Derrick Holland

(74) *Attorney, Agent, or Firm*—Klarquist Sparkman, LLP

(57) **CLAIM**

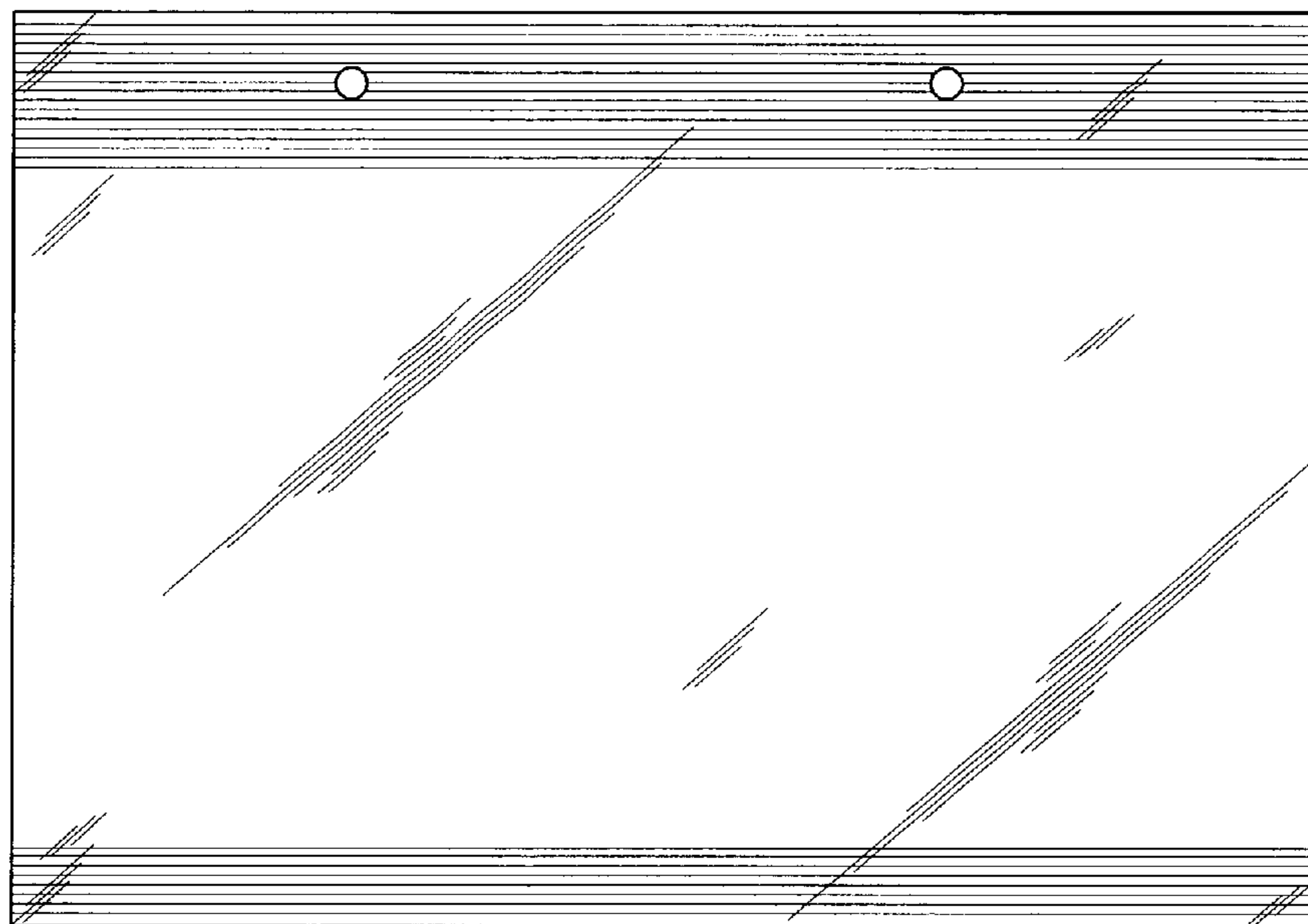
The ornamental design for a snack package, as shown and described.

DESCRIPTION

FIG. 1 is a front or back elevational view of a snack package embodying the design of the present invention; FIG. 2 is a right or left side elevational view thereof; FIG. 3 is a top or bottom plan view thereof; and, FIG. 4 is a sample environmental view illustrating two snack packages embodying the present design, each containing a snack and hanging on a rack.

The broken line showing of a snack package is for illustrative purposes only and forms no part of the claimed design.

1 Claim, 2 Drawing Sheets



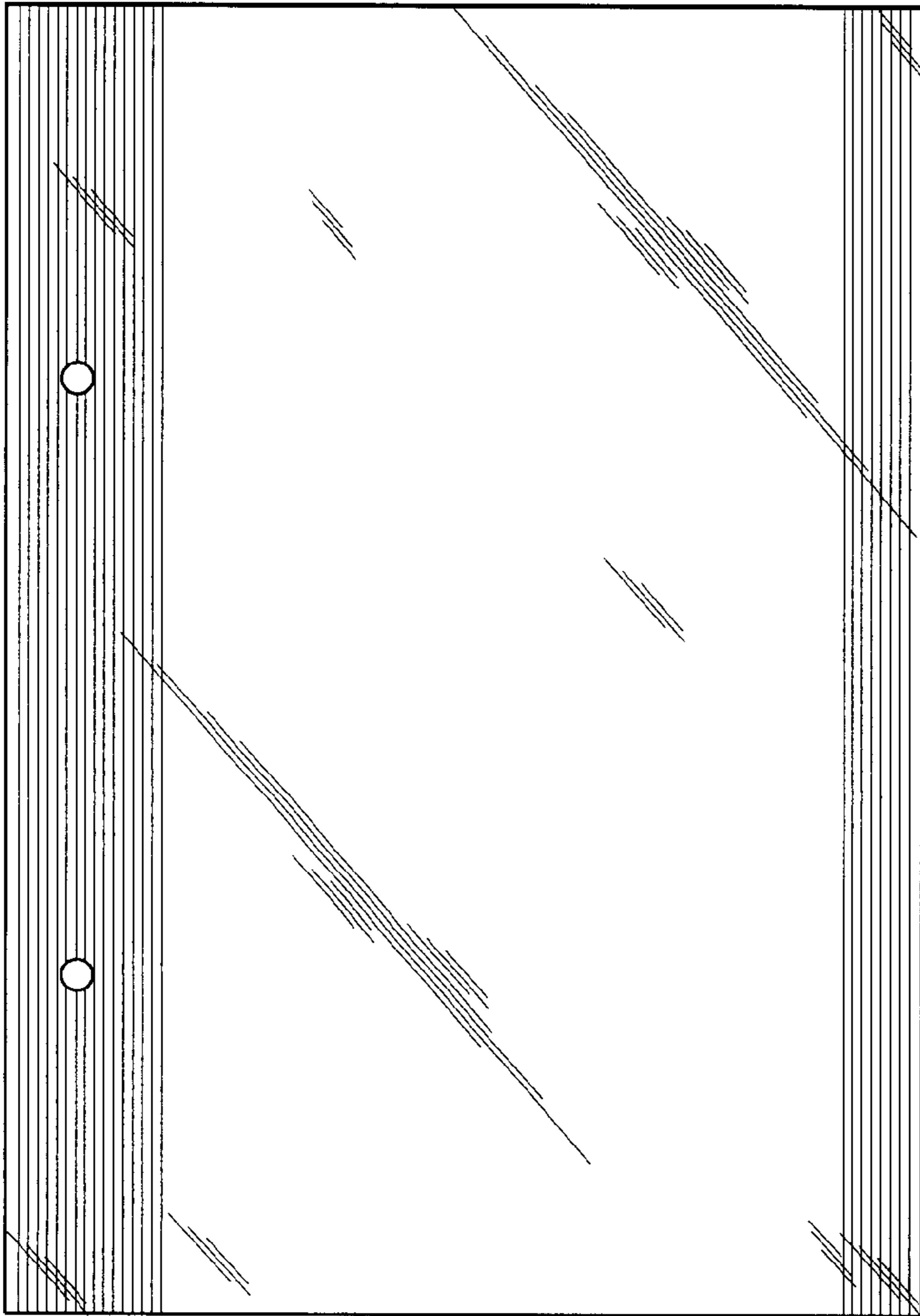


Fig. 1.




Fig. 2.



Fig. 3.

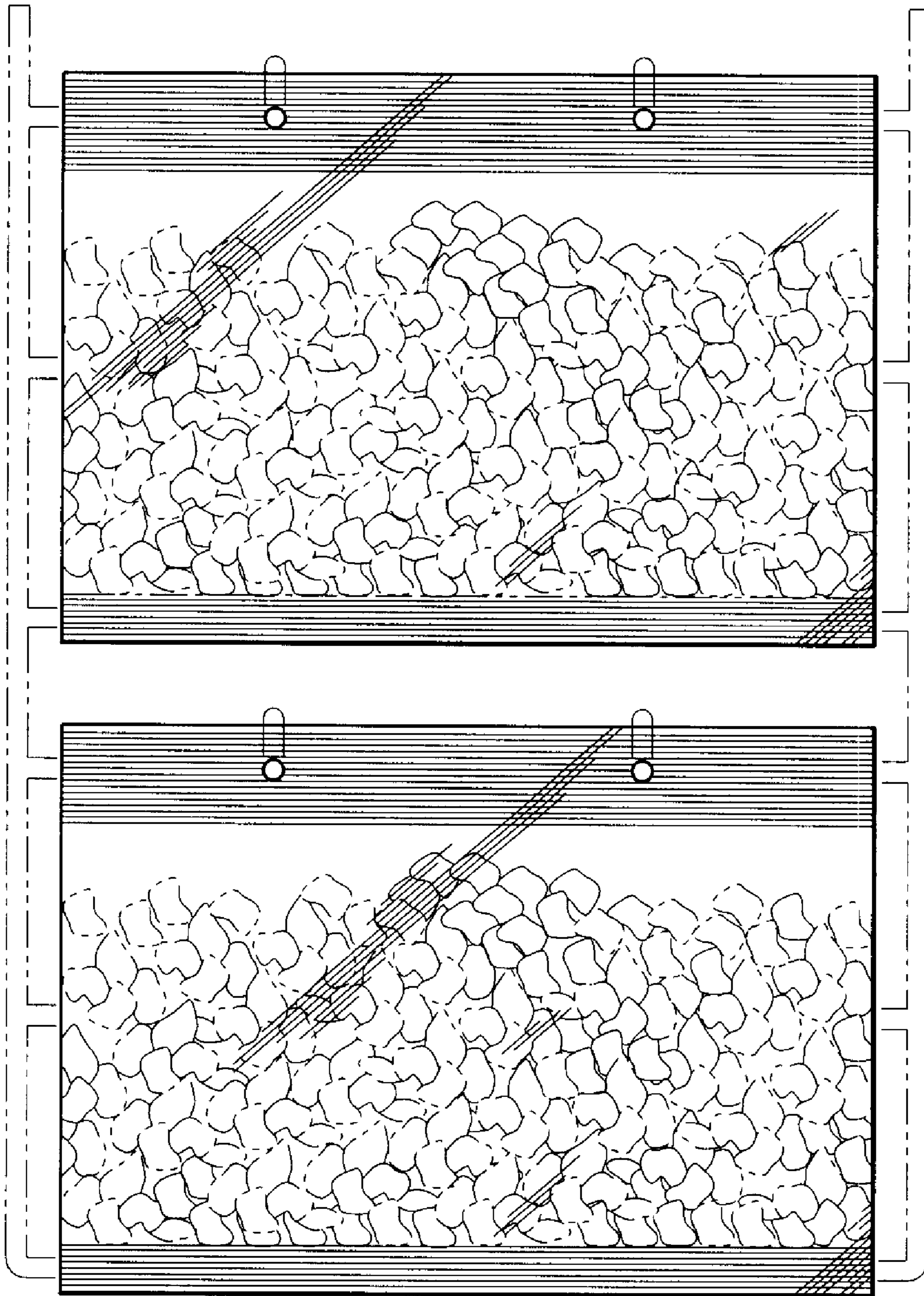


Fig. 4.