



US00D531487S

(12) **United States Design Patent** (10) **Patent No.:** **US D531,487 S**  
**Dretzka** (45) **Date of Patent:** **\*\* Nov. 7, 2006**

(54) **ADHESIVE HOOK**

OTHER PUBLICATIONS

(75) Inventor: **Philip C. Dretzka**, Cleveland Heights, OH (US)

*2002 bath housewares storage*, pp. 10, 31 & 39, InterDesign, Inc. product brochure, 2002 (with front and back covers).

(73) Assignee: **InterDesign, Inc.**, Solon, OH (US)

\* cited by examiner

(\*\*) Term: **14 Years**

*Primary Examiner*—Holly Baynham

(21) Appl. No.: **29/218,834**

(74) *Attorney, Agent, or Firm*—D. Peter Hochberg; Sean Mellino

(22) Filed: **Dec. 7, 2004**

(51) **LOC (8) Cl.** ..... **08-05**

(52) **U.S. Cl.** ..... **D8/367**

(58) **Field of Classification Search** ..... D8/373,  
D8/367; 248/301, 304, 215

See application file for complete search history.

(57) **CLAIM**

The ornamental design for an adhesive hook, as shown and described.

**DESCRIPTION**

(56) **References Cited**

U.S. PATENT DOCUMENTS

2,679,998	A	*	6/1954	Keller	.....	248/205.3
D321,794	S	*	11/1991	Chap et al.	.....	D6/323
D339,058	S	*	9/1993	Greenhut et al.	.....	D8/367
D346,950	S	*	5/1994	Dunn et al.	.....	D8/367
D359,441	S	*	6/1995	Miller	.....	D8/367
D374,602	S	*	10/1996	Protz, Jr.	.....	D8/367
D397,256	S	*	8/1998	Moore et al.	.....	D6/323
D446,443	S		8/2001	Snell		
D449,191	S		10/2001	Snell		
D480,625	S	*	10/2003	Snell	.....	D8/367
D482,600	S		11/2003	Dretzka		
D486,962	S		2/2004	Snell		
D492,493	S		7/2004	Dretzka		
D496,257	S	*	9/2004	Fields	.....	D8/367

FIG. 1 is a perspective view of the adhesive hook according to the invention;

FIG. 2 is a top view of the adhesive hook as shown in FIG. 1;

FIG. 3 is a front view of the adhesive hook as shown in FIG. 1;


FIG. 4 is a side view of the adhesive hook as shown in FIG. 1;

FIG. 5 is a rear view of the adhesive hook as shown in FIG. 1;

FIG. 6 is a side view of the adhesive hook as shown in FIG. 1, shown from the opposite side as that shown in FIG. 4; and,

FIG. 7 is a bottom view of the adhesive hook as shown in FIG. 1.

**1 Claim, 3 Drawing Sheets**






FIG-1

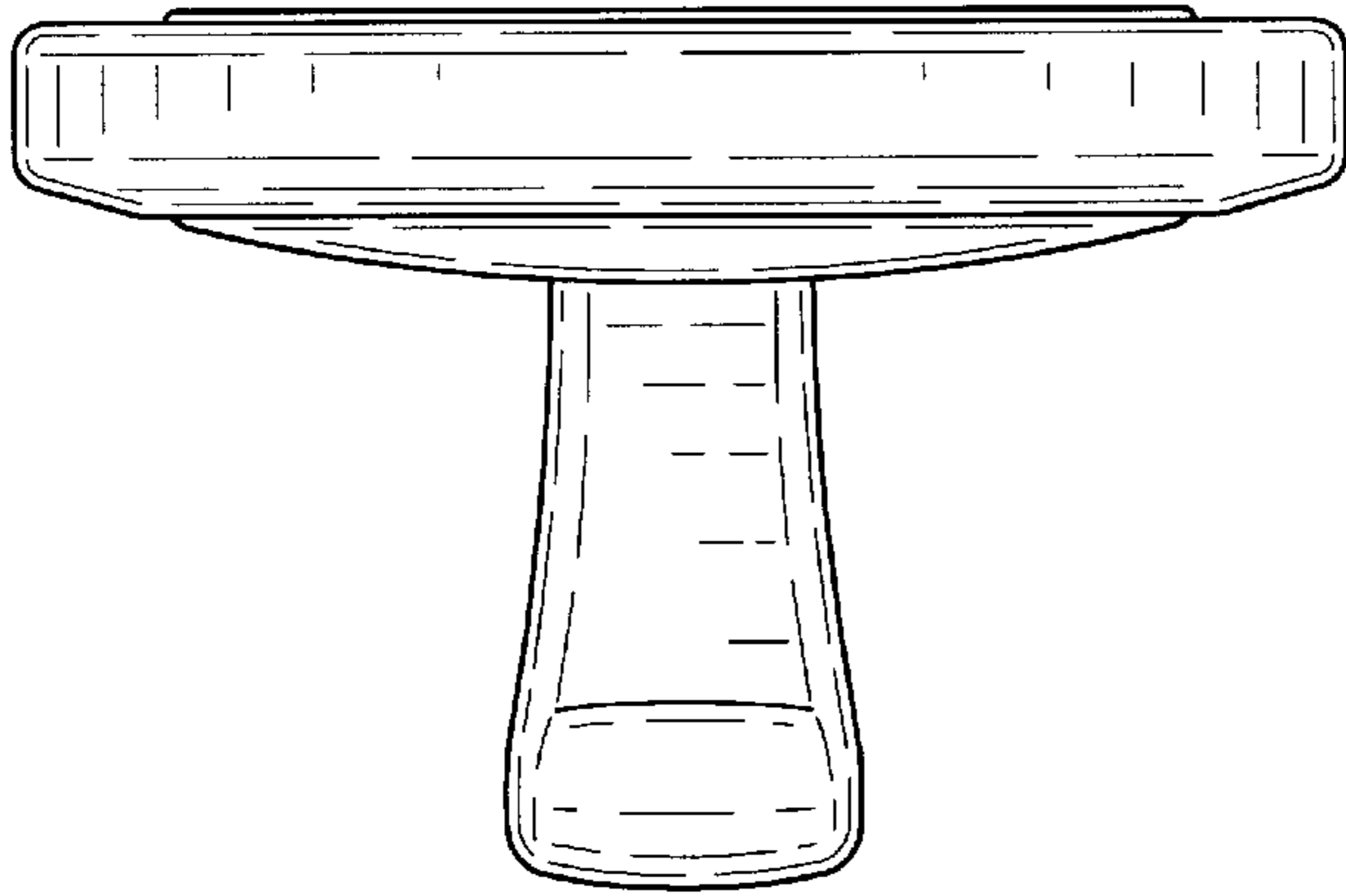


FIG-2




FIG-3

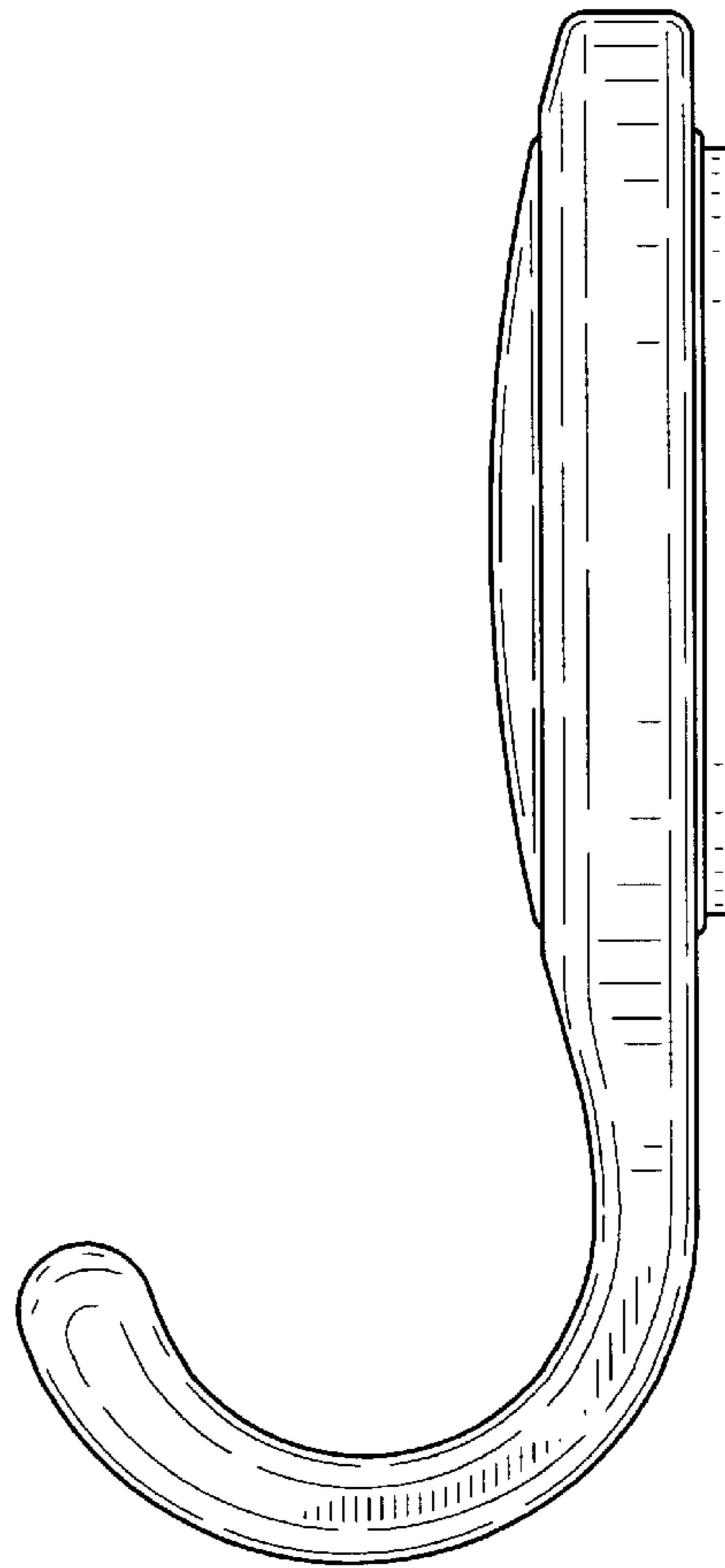


FIG-4




FIG-5

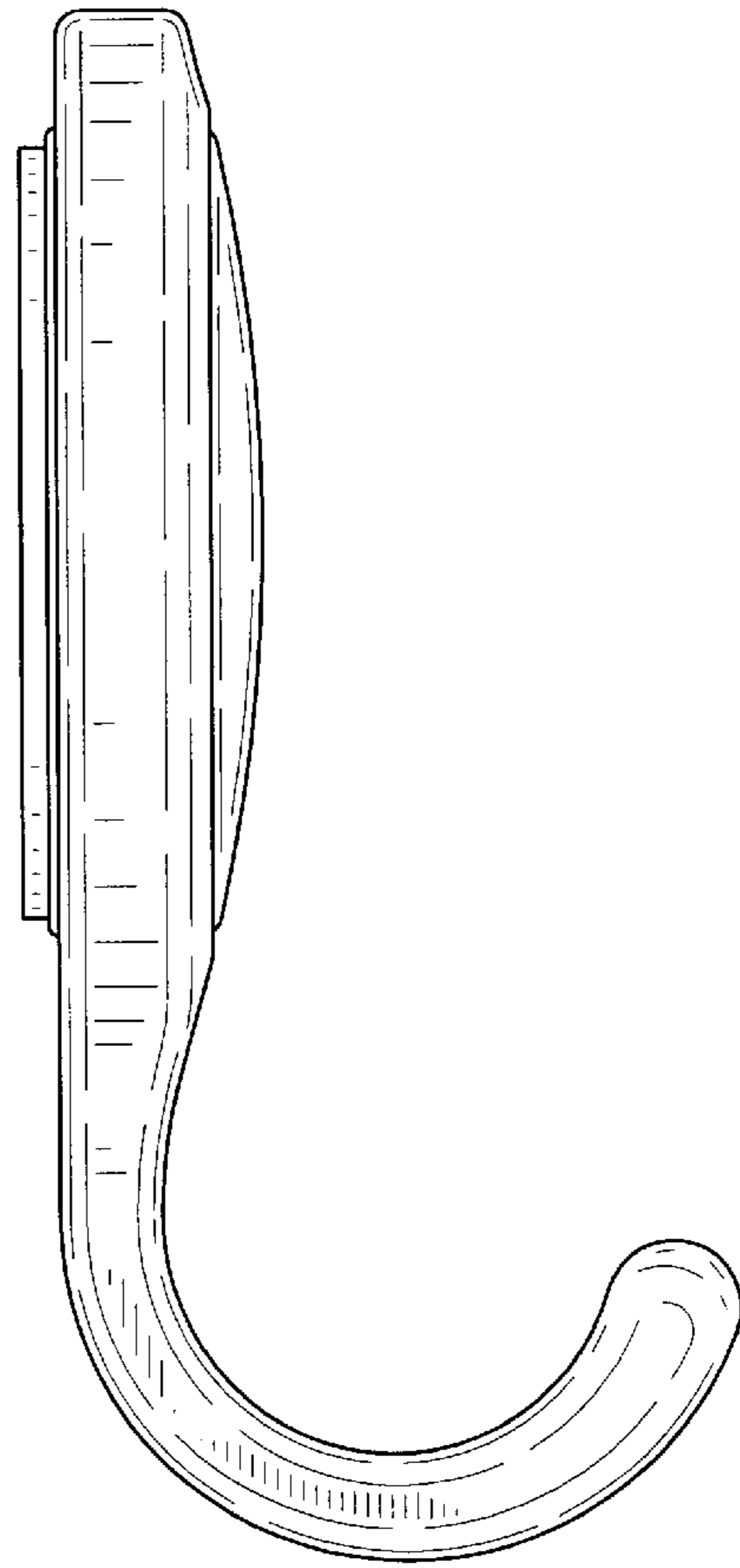


FIG-6




FIG-7