



US00D531481S

(12) **United States Design Patent**
Liu

(10) **Patent No.:** **US D531,481 S**

(45) **Date of Patent:** **** Nov. 7, 2006**

(54) **HANDLE DEVICE**

(75) Inventor: **Te Yuan Liu**, Taipei Hsien (TW)

(73) Assignee: **Image & Shapetek Co., Ltd.**, Taipei Hsien (TW)

(**) Term: **14 Years**

(21) Appl. No.: **29/242,789**

(22) Filed: **Nov. 15, 2005**

(51) **LOC (8) Cl.** **08-06**

(52) **U.S. Cl.** **D8/301**

(58) **Field of Classification Search** D8/300,
D8/301, 308, 315, 316, 320, DIG. 1, DIG. 5,
D8/DIG. 9; 16/412, 414, 402; 70/210, 452;
292/336.3, 357; 312/332.1, 333; 361/683,
361/726, 754, 798; 439/372

See application file for complete search history.

(56) **References Cited**

U.S. PATENT DOCUMENTS

3,140,905 A * 7/1964 Trotter et al. 312/332.1
3,313,586 A * 4/1967 McClintock 312/332.1

3,575,482 A * 4/1971 MacMaster et al. 312/332.1
5,914,854 A * 6/1999 Holt 361/683
5,947,572 A * 9/1999 Chang 312/332.1
D488,983 S * 4/2004 Linares D8/301
6,963,485 B1 * 11/2005 Hong 361/683

* cited by examiner

Primary Examiner—Paula A. Greene

(74) *Attorney, Agent, or Firm*—Charles E. Baxley

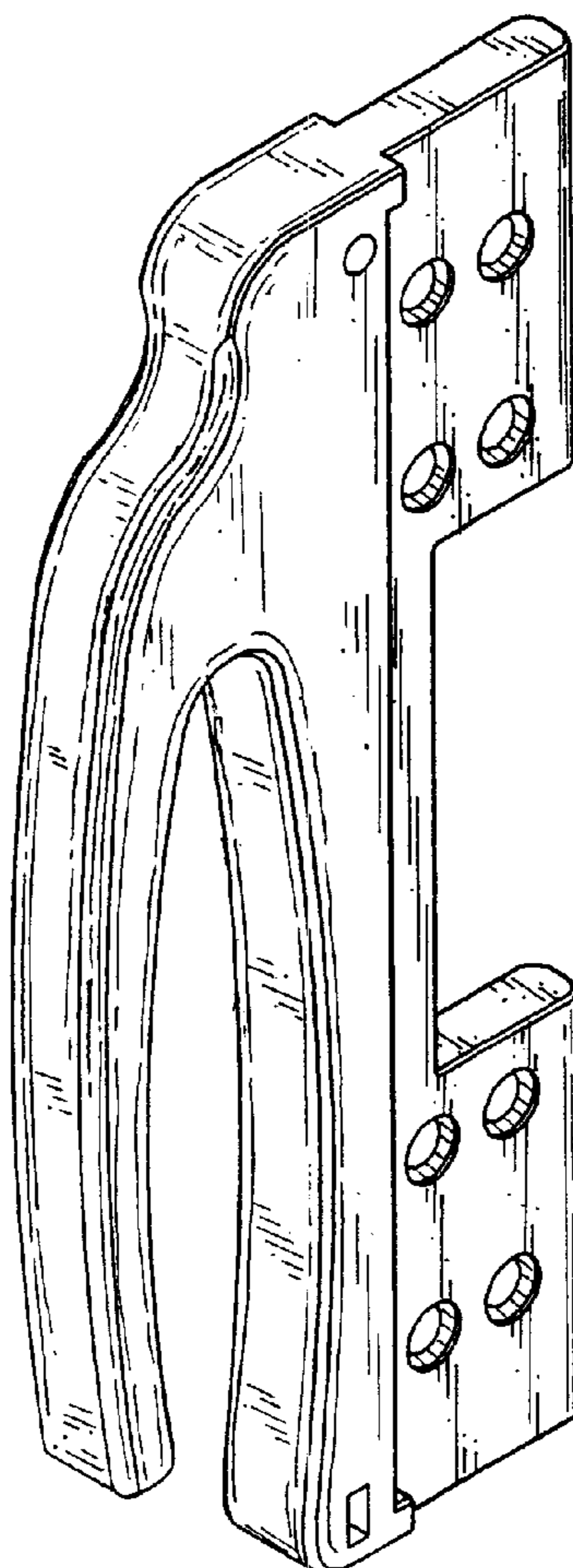
(57) **CLAIM**

The ornamental design for a handle device, as shown and described.

DESCRIPTION

FIG. 1 is a front perspective view of a handle device showing my new design;
FIG. 2 is a front elevational view thereof;
FIG. 3 is a rear elevational view thereof;
FIG. 4 is a top plan view thereof;
FIG. 5 is a bottom plan view thereof;
FIG. 6 is a left side elevational view thereof;
FIG. 7 is a right side elevational view thereof; and,
FIG. 8 is a rear perspective view thereof.

1 Claim, 3 Drawing Sheets



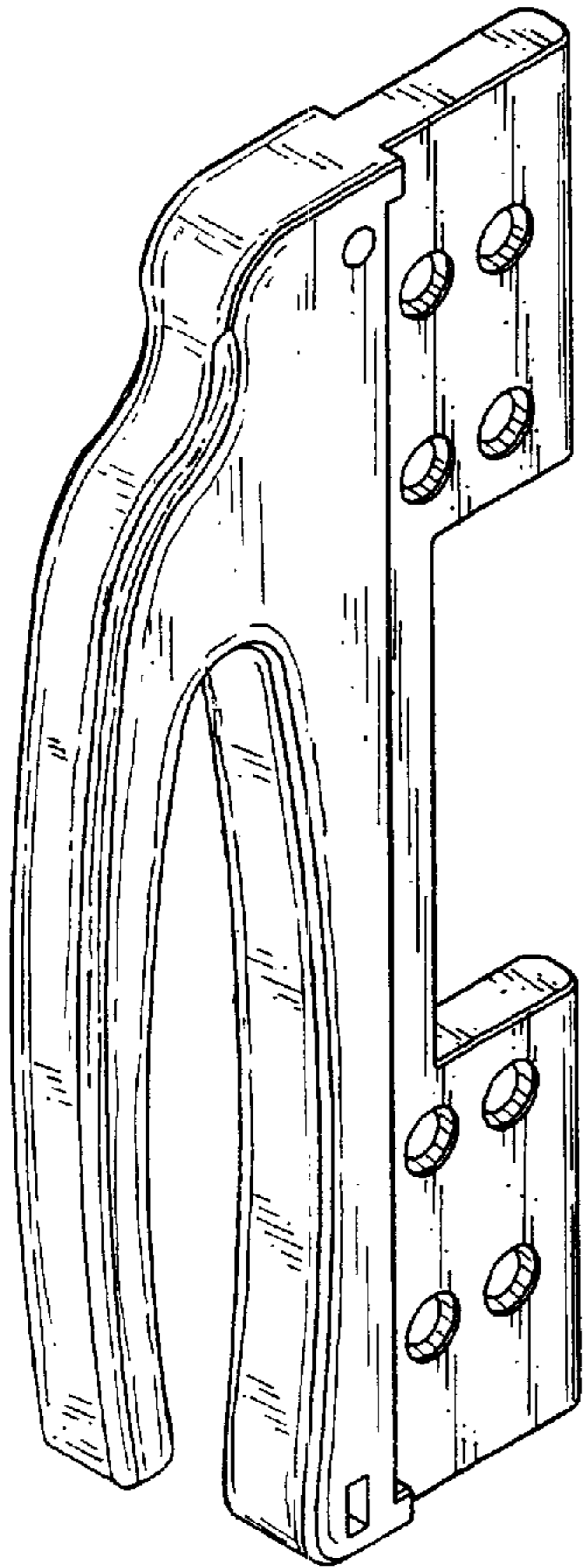


FIG. 1

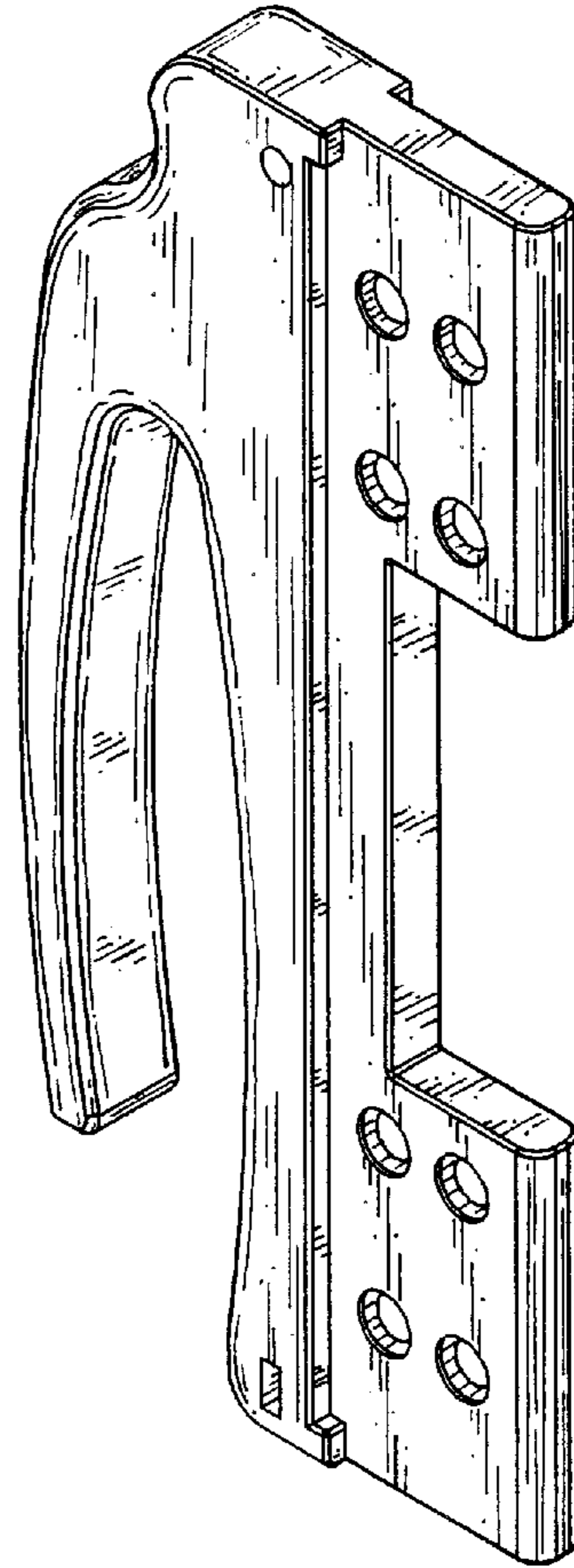


FIG. 8

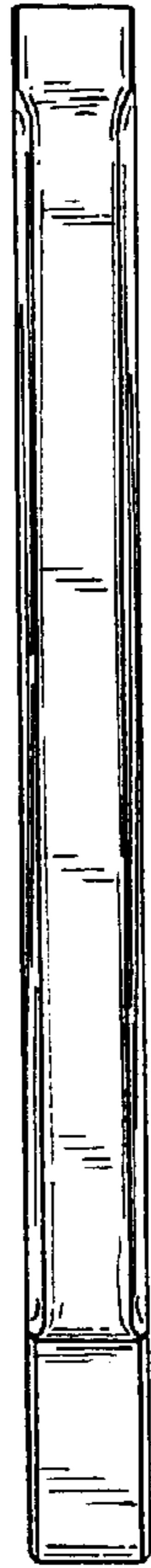


FIG. 2

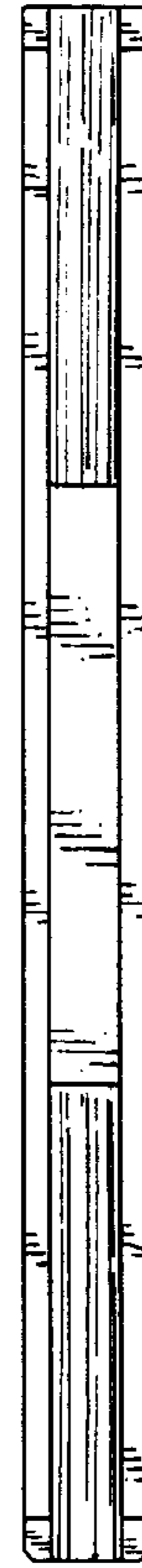


FIG. 3



FIG. 5



FIG. 4

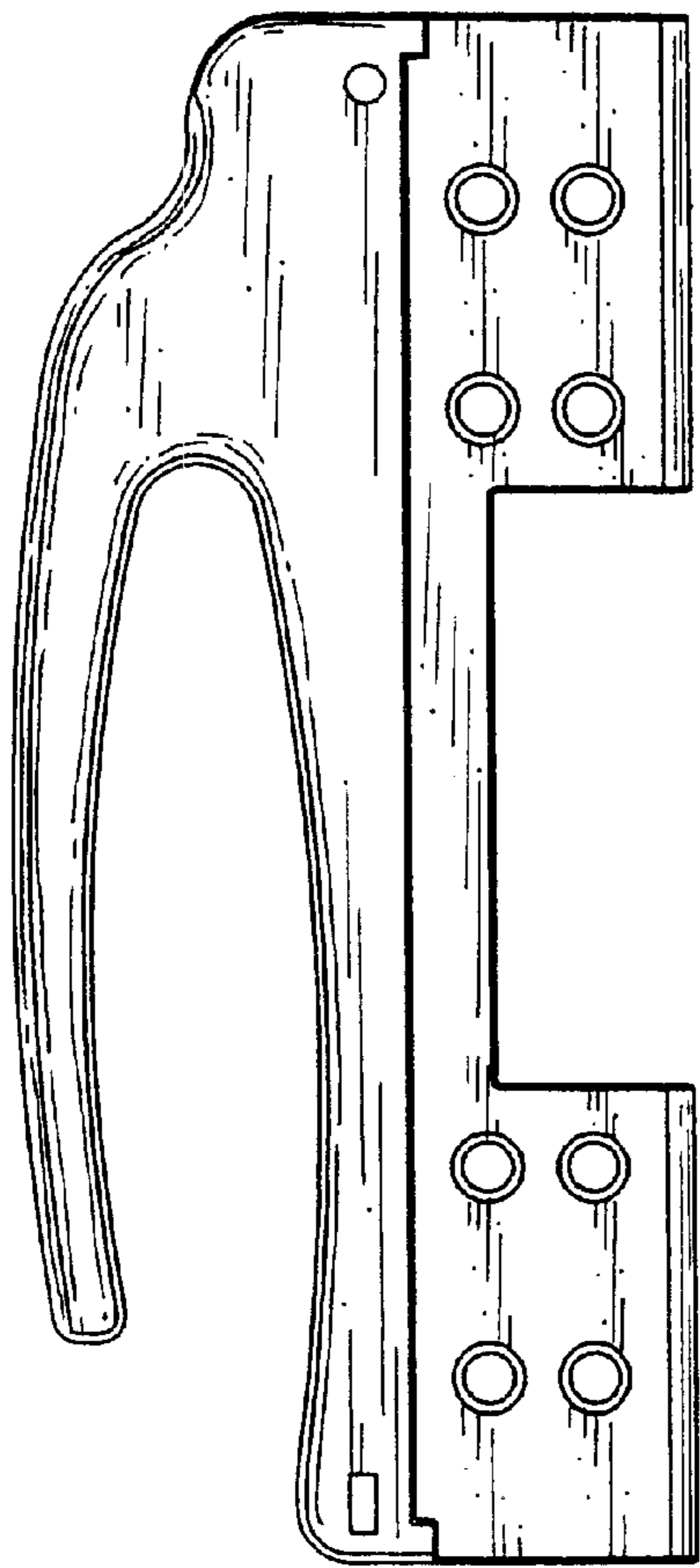


FIG. 7

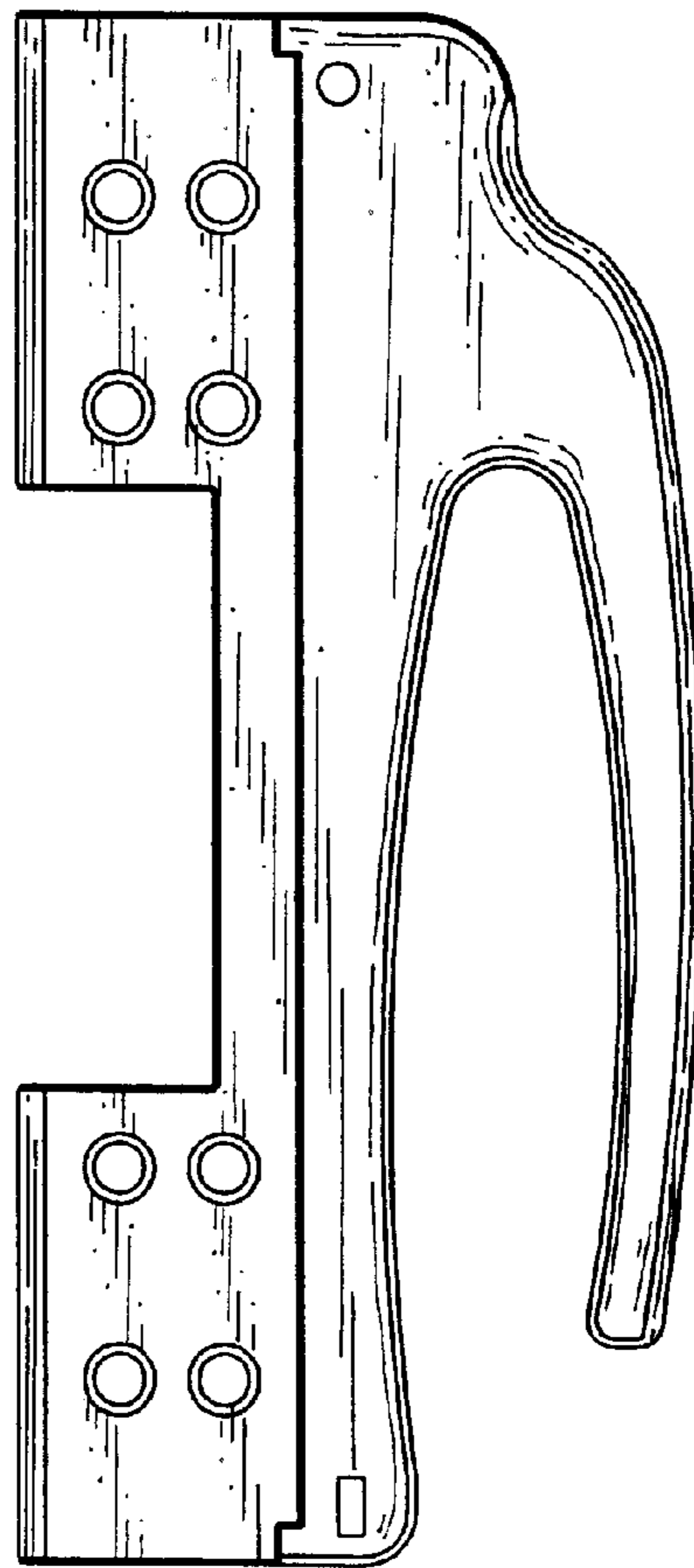


FIG. 6