



US00D531479S

(12) **United States Design Patent**  
**Davis**

(10) **Patent No.:** **US D531,479 S**  
(45) **Date of Patent:** **\*\* Nov. 7, 2006**

(54) **HAMMER HANDLE WITH BUTT END**  
(75) Inventor: **Robert Davis**, Westmount (CA)  
(73) Assignee: **Wavex Tool Corp.**, Pointe-Claire (CA)  
(\*\*) Term: **14 Years**

D432,381 S \* 10/2000 Khachatoorian ..... D8/80  
6,170,362 B1 \* 1/2001 Chen ..... 81/22  
D444,689 S \* 7/2001 Staton et al. .... D8/80  
D452,126 S \* 12/2001 Hung ..... D8/75  
D478,267 S \* 8/2003 Chen ..... D8/80  
D481,292 S \* 10/2003 Chen ..... D8/107  
D494,444 S \* 8/2004 Hung ..... D8/107

(21) Appl. No.: **29/218,808**  
(22) Filed: **Dec. 8, 2004**  
(30) **Foreign Application Priority Data**

Aug. 17, 2004 (CA) ..... 108083  
(51) **LOC (8) Cl.** ..... **08-02**  
(52) **U.S. Cl.** ..... **D8/80**  
(58) **Field of Classification Search** ..... D8/75,  
D8/76, 77, 78, 79, 80, 107; 81/19, 20, 21,  
81/22, 23, 489, 177.1; 16/110.1  
See application file for complete search history.

\* cited by examiner

*Primary Examiner*—Philip S. Hyder  
(74) *Attorney, Agent, or Firm*—Ogilvy Renault LLP; Guy J. Houle

(56) **References Cited**

**U.S. PATENT DOCUMENTS**

4,723,582 A \* 2/1988 Caspall ..... 144/358  
D324,473 S \* 3/1992 Chen ..... D8/80  
D329,796 S \* 9/1992 Olson et al. .... D8/80  
D376,089 S \* 12/1996 Allen ..... D8/80  
D407,000 S \* 3/1999 Jacoff ..... D8/80  
5,926,911 A \* 7/1999 Chen ..... 16/111.1  
D422,869 S \* 4/2000 Chen ..... D8/80  
D424,903 S \* 5/2000 Hreha et al. .... D8/80

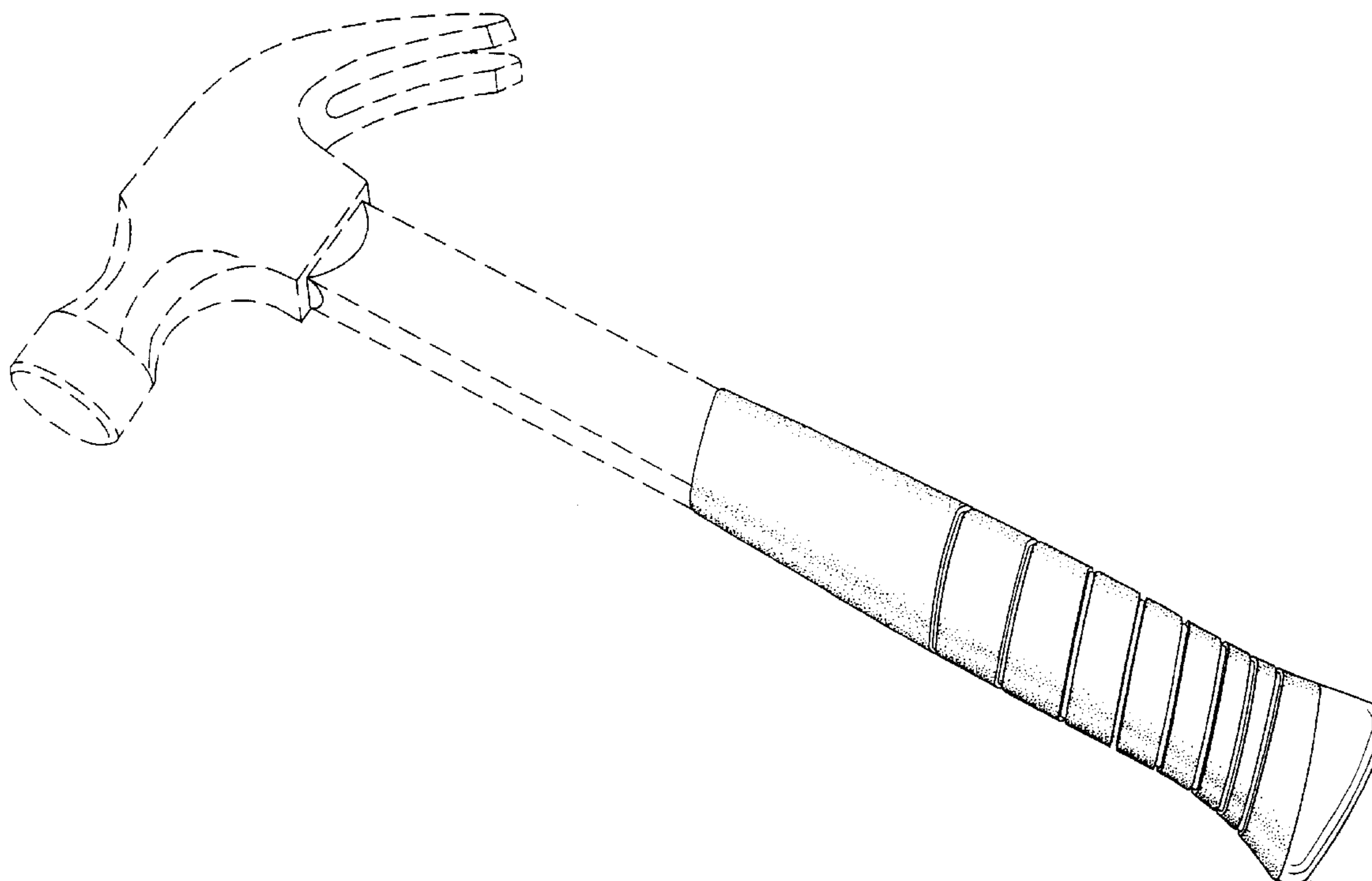
(57) **CLAIM**

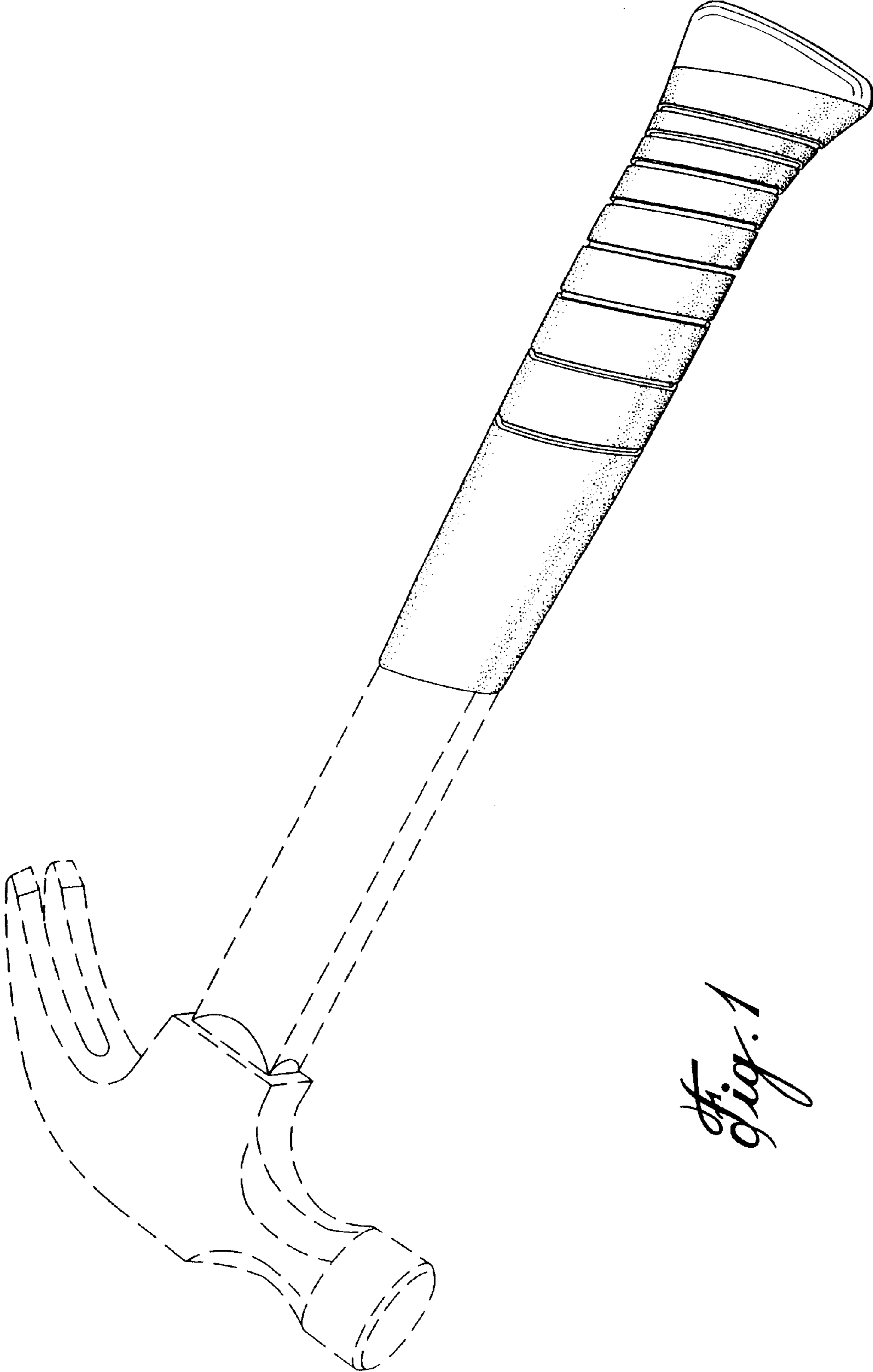
The ornamental design for a hammer handle with butt end, as shown and described.

**DESCRIPTION**

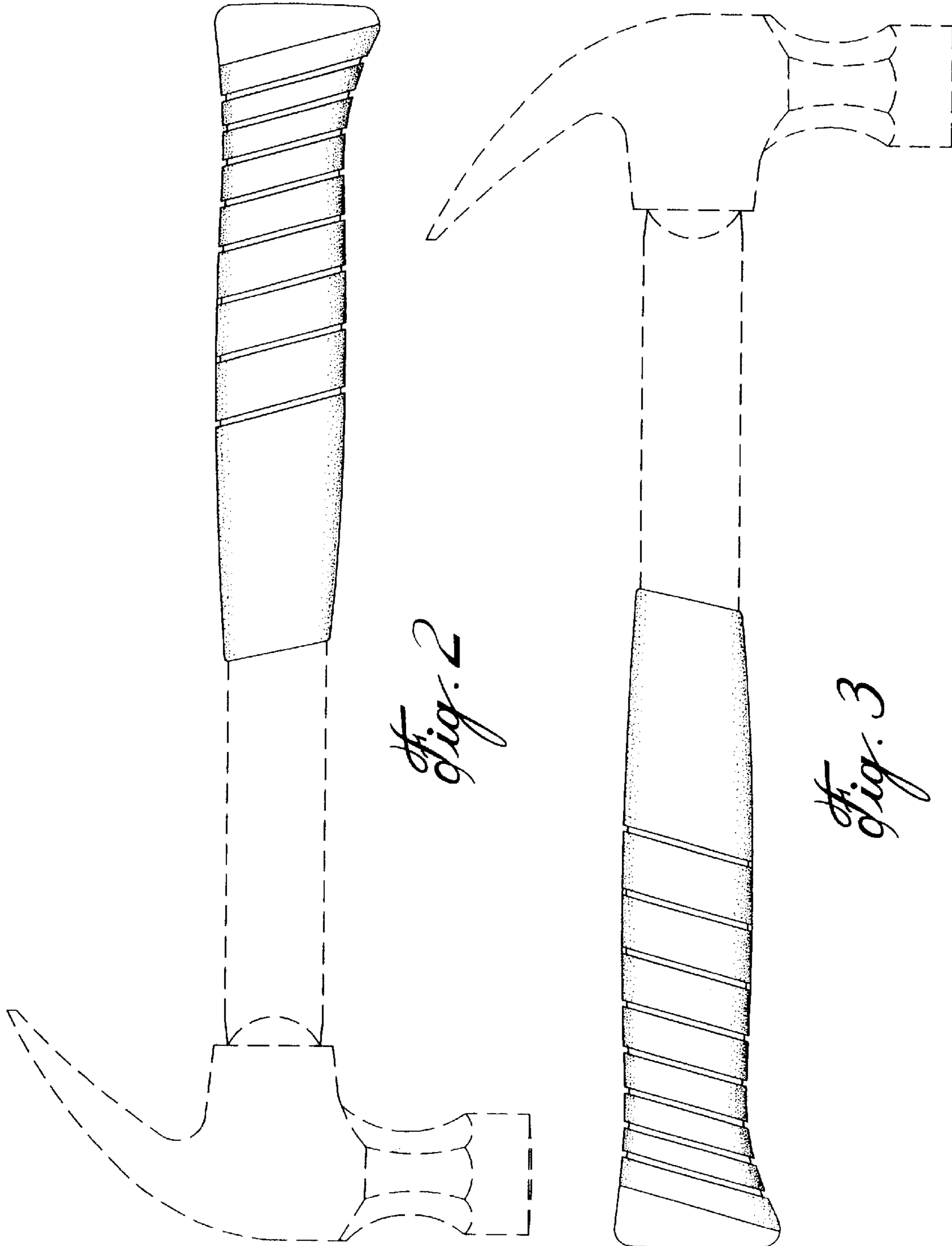
FIG. 1 is a perspective view of a hammer handle with butt end showing my new design;  
FIG. 2 is a side elevation view thereof;  
FIG. 3 is an opposed side elevation view thereof;  
FIG. 4 is a rear elevation view thereof;  
FIG. 5 is a front elevation view thereof;  
FIG. 6 is a top plan view thereof; and,  
FIG. 7 is a bottom plan view thereof.  
The broken line showings of the head and shaft are for illustrative purposes only and form no part of the claimed design.

**1 Claim, 4 Drawing Sheets**



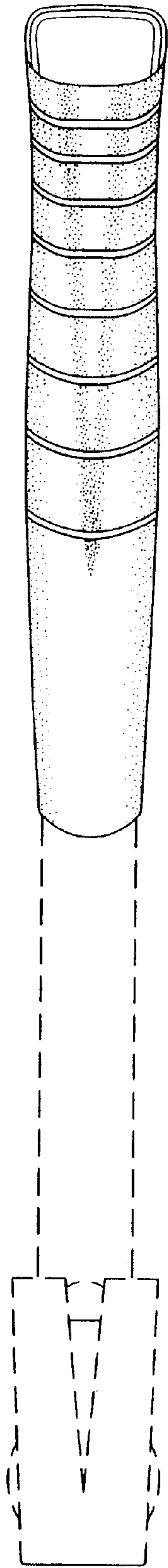


*Fig. 1*

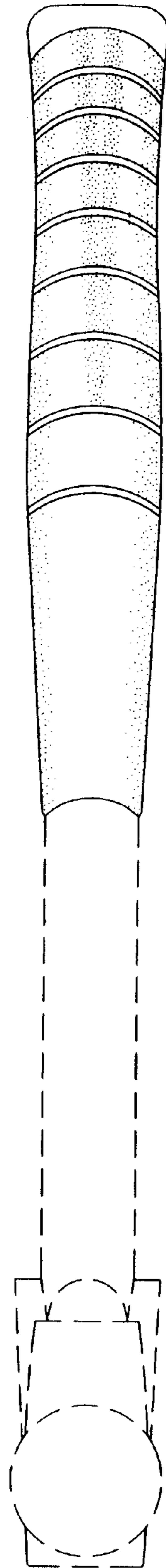


*Fig. 2*

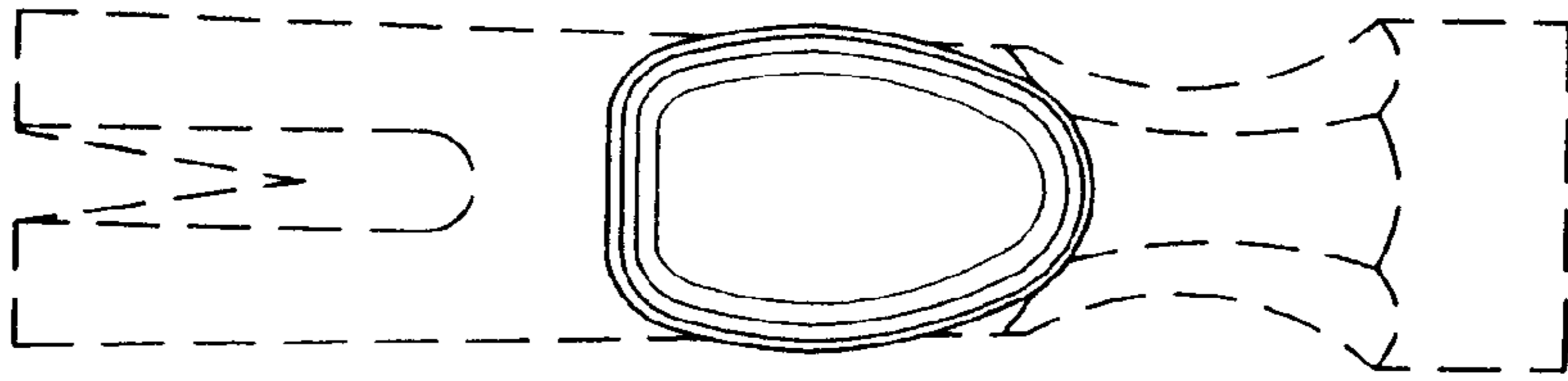
*Fig. 3*



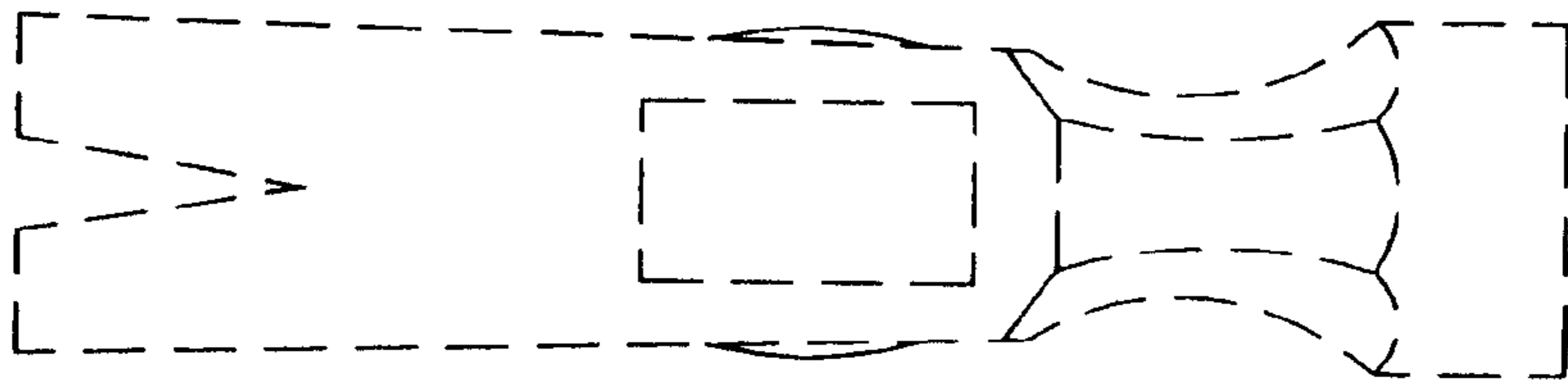
*Fig. 4*



*Fig. 5*



*Fig. 7*



*Fig. 6*