

US00D531470S

(12) **United States Design Patent**  
**Kirby et al.**

(10) **Patent No.:** **US D531,470 S**  
(45) **Date of Patent:** **\*\* Nov. 7, 2006**

(54) **STAPLER**

(75) Inventors: **David W. Kirby**, Lemont, IL (US);  
**Bikramjeet S. Sohi**, Buffalo Grove, IL  
(US); **Stephen J. Gaynes**, McHenry, IL  
(US); **Richard J. Page**, Lake Villa, IL  
(US); **Bruce M. Sauter**, Barrington, IL  
(US); **Robert C. Coon**, Chicago, IL  
(US)

(73) Assignee: **ACCO Brands USA LLC**,  
Lincolnshire, IL (US)

(\*\*) Term: **14 Years**

(21) Appl. No.: **29/213,596**

(22) Filed: **Sep. 20, 2004**

(51) **LOC (8) Cl.** ..... **19-02**

(52) **U.S. Cl.** ..... **D8/50; D8/49**

(58) **Field of Classification Search** ..... D8/49,  
D8/50, 61; D19/72; 227/120, 127, 128, 131,  
227/132, 134, 156

See application file for complete search history.

(56) **References Cited**

**U.S. PATENT DOCUMENTS**

D179,144 S	*	11/1956	Mueller	.....	D8/50
2,832,959 A		5/1958	Pankonin		
3,056,584 A		10/1962	Pankonin		
3,563,513 A		2/1971	Rubin et al.		
3,672,635 A		6/1972	Munson et al.		
D233,306 S		10/1974	Power		
D243,148 S		1/1977	Levin		
D244,253 S		5/1977	Power et al.		
D248,920 S		8/1978	Jalk et al.		
D251,962 S		5/1979	Power		
D277,162 S		1/1985	Power et al.		
4,727,610 A		3/1988	Lin		
D297,300 S		8/1988	McDermott et al.		
4,838,470 A		6/1989	Chang		
D305,398 S		1/1990	Olesen		
D320,539 S		10/1991	Leff et al.		
5,183,196 A		2/1993	Miyashita		
5,184,765 A		2/1993	Orozco		

D340,847 S		11/1993	Bain et al.		
D369,729 S		5/1996	Herbst et al.		
D369,730 S		5/1996	Herbst et al.		
5,513,833 A		5/1996	Kirk		
D371,495 S		7/1996	Herbst et al.		
5,562,681 A		10/1996	Crainich		
D383,783 S		9/1997	Jeter et al.		
D392,858 S	*	3/1998	Jacquet	.....	D8/50
D401,825 S		12/1998	Parsey et al.		
D411,423 S	*	6/1999	Huang	.....	D8/50
D414,091 S	*	9/1999	Rellinger	.....	D8/50

(Continued)

**OTHER PUBLICATIONS**

ACCO Brands, Inc., Fact Book 2001, Feb. 1, 2001, pp. 178–186.

ACCO Brands, Inc., Fact Book 2003, Feb. 1, 2003, pp. 98–107.

*Primary Examiner*—Cathron C. Brooks

*Assistant Examiner*—Austin Murphy

(74) *Attorney, Agent, or Firm*—Michael Best & Friedrich LLP

(57) **CLAIM**

We claim the ornamental design for a stapler, as shown and described.

**DESCRIPTION**

FIG. 1 is a left-side perspective view, taken from the front, of a stapler embodying the present invention.

FIG. 2 is a right-side perspective view taken from the front of the stapler.

FIG. 3 is a left-side perspective view taken from the rear of the stapler.

FIG. 4 is a left side view of the stapler.

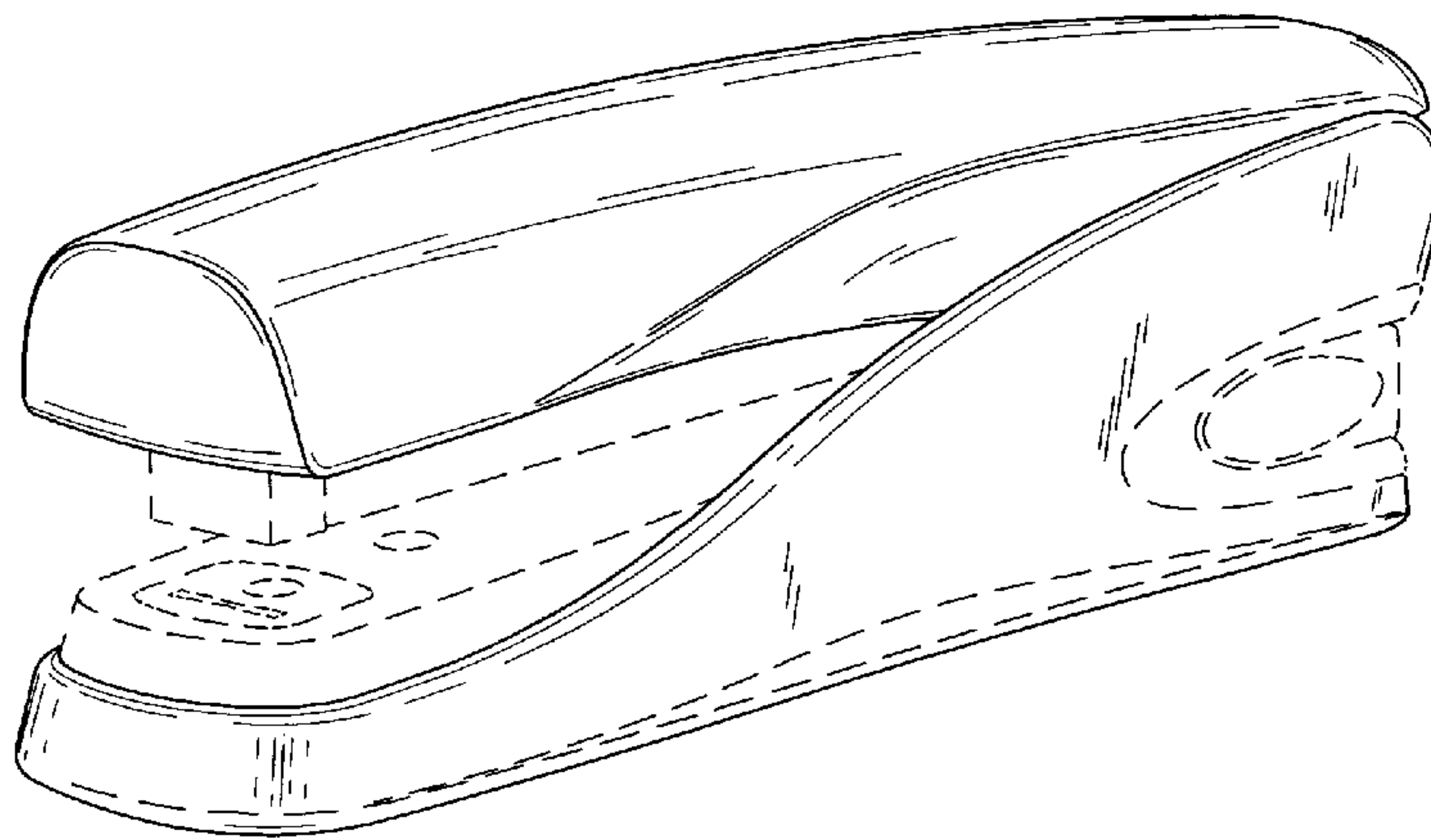
FIG. 5 is a front view of the stapler.

FIG. 6 is a top view of the stapler; and,

FIG. 7 is a rear view of the stapler.

The portions of the stapler shown in broken lines are for illustrative purposes only and form no part of the claimed design. The side view opposite FIG. 4 is a mirror image of FIG. 4 and is not shown.

**1 Claim, 4 Drawing Sheets**



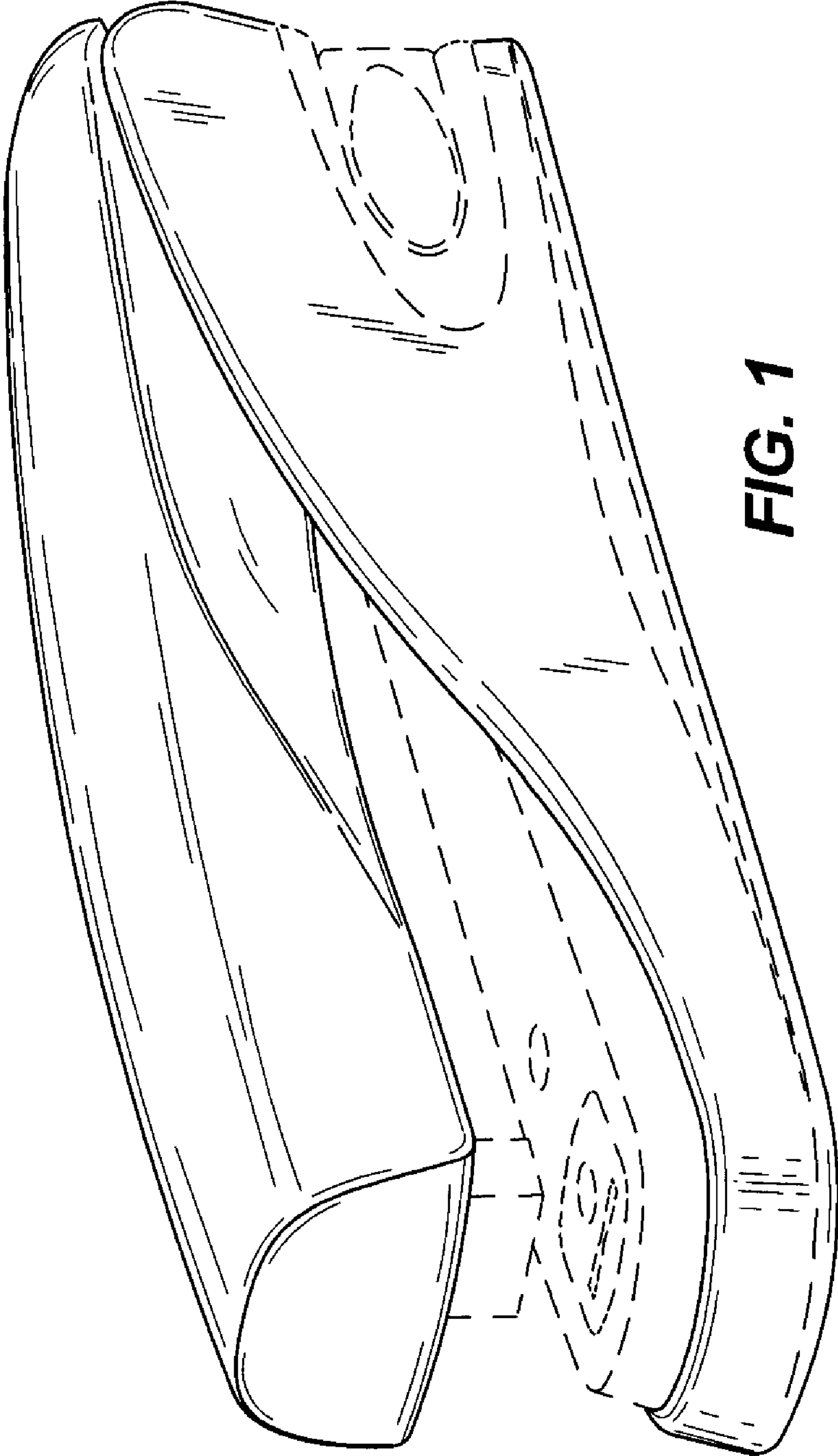
# US D531,470 S

Page 2

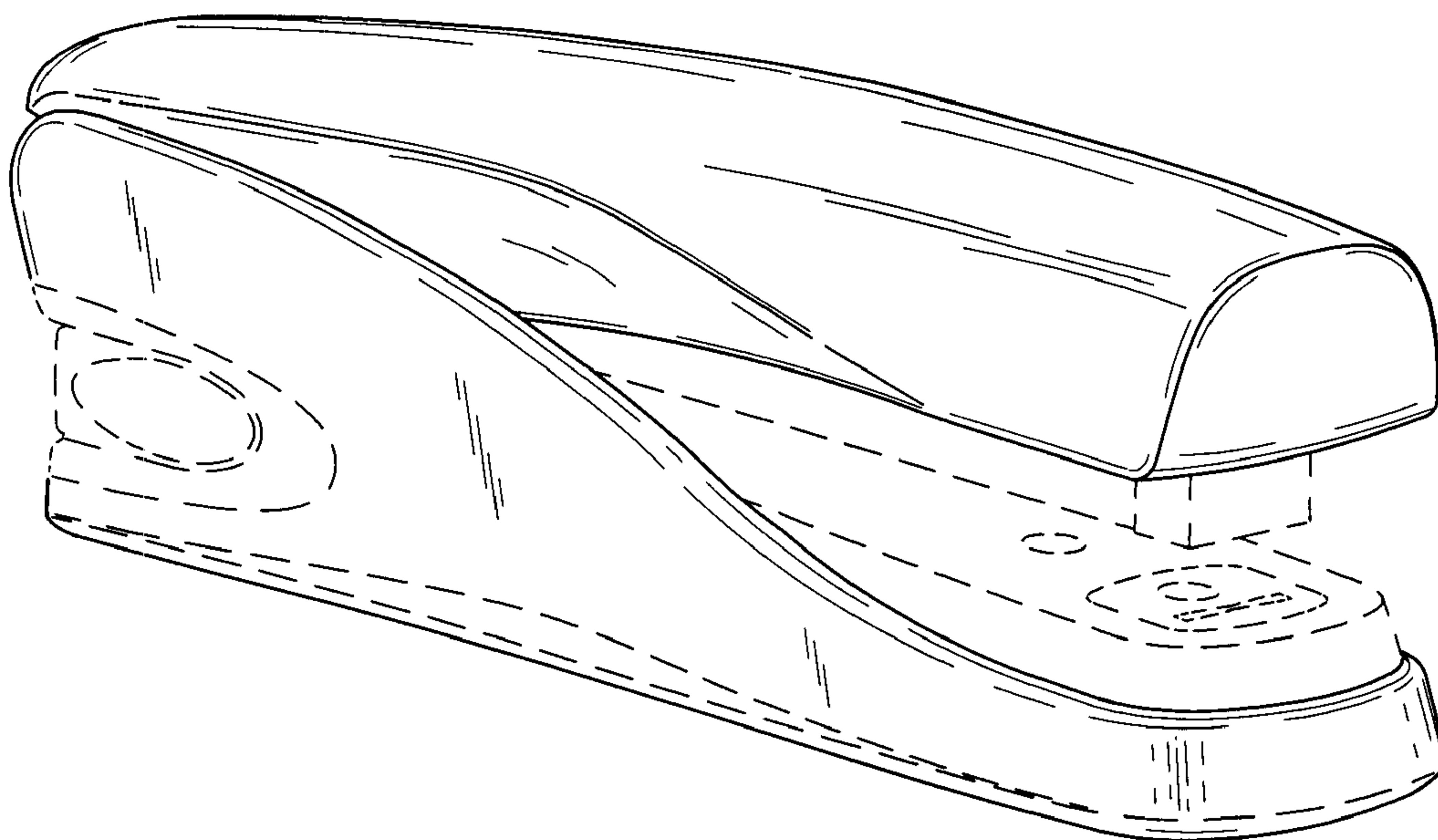
---

U.S. PATENT DOCUMENTS								
5,979,734	A	11/1999	Chang	D466,774	S	12/2002	Lee	
D420,266	S	2/2000	Berry et al.	D470,025	S	2/2003	Joss et al.	
D424,898	S	5/2000	Wilson et al.	D475,905	S	6/2003	Kröger	
6,062,456	A	5/2000	Patti et al.	D478,485	S	8/2003	Huang	
6,089,435	A	7/2000	Malek	D478,486	S	8/2003	Scola et al.	
D429,453	S	8/2000	Imboden et al.	D492,174	S	6/2004	Huang	
D436,010	S	1/2001	Nakamura	D502,850	S	* 3/2005	Sauter et al.	..... D8/50
6,244,489	B1	6/2001	Laurie	D502,851	S	* 3/2005	Sauter et al.	..... D8/50
D446,430	S	* 8/2001	Arns ..... D8/50	D511,283	S	* 11/2005	Sauter et al.	..... D8/50
D447,676	S	9/2001	Wilson et al.	D511,665	S	* 11/2005	Sauter et al.	..... D8/50
6,371,349	B1	4/2002	Laurie	D514,904	S	* 2/2006	Sauter et al.	..... D8/50
D465,139	S	11/2002	Robillard	2003/0047581	A1	3/2003	Tanaka et al.	

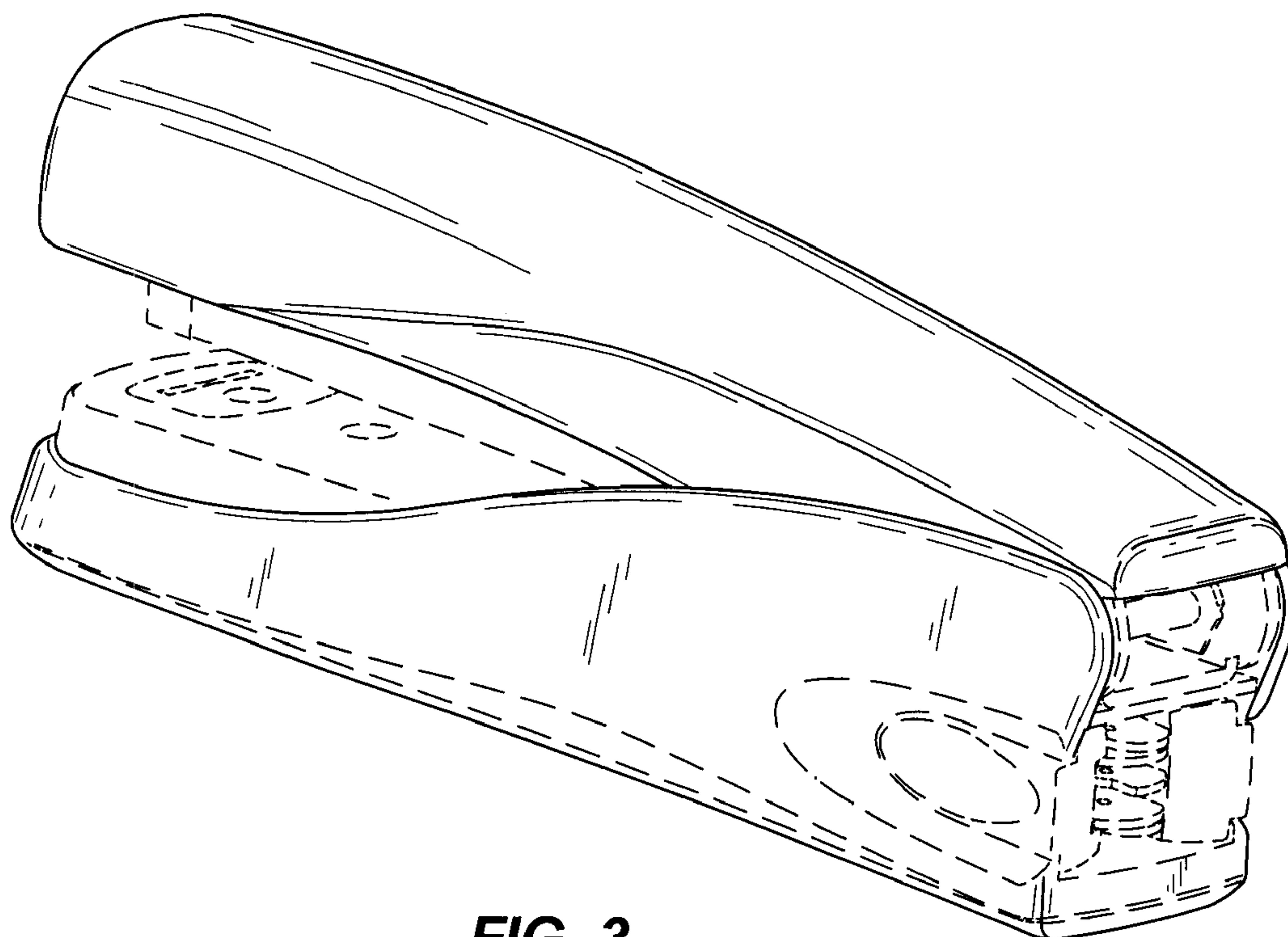
\* cited by examiner



**FIG. 1**



**FIG. 2**



**FIG. 3**




FIG. 4

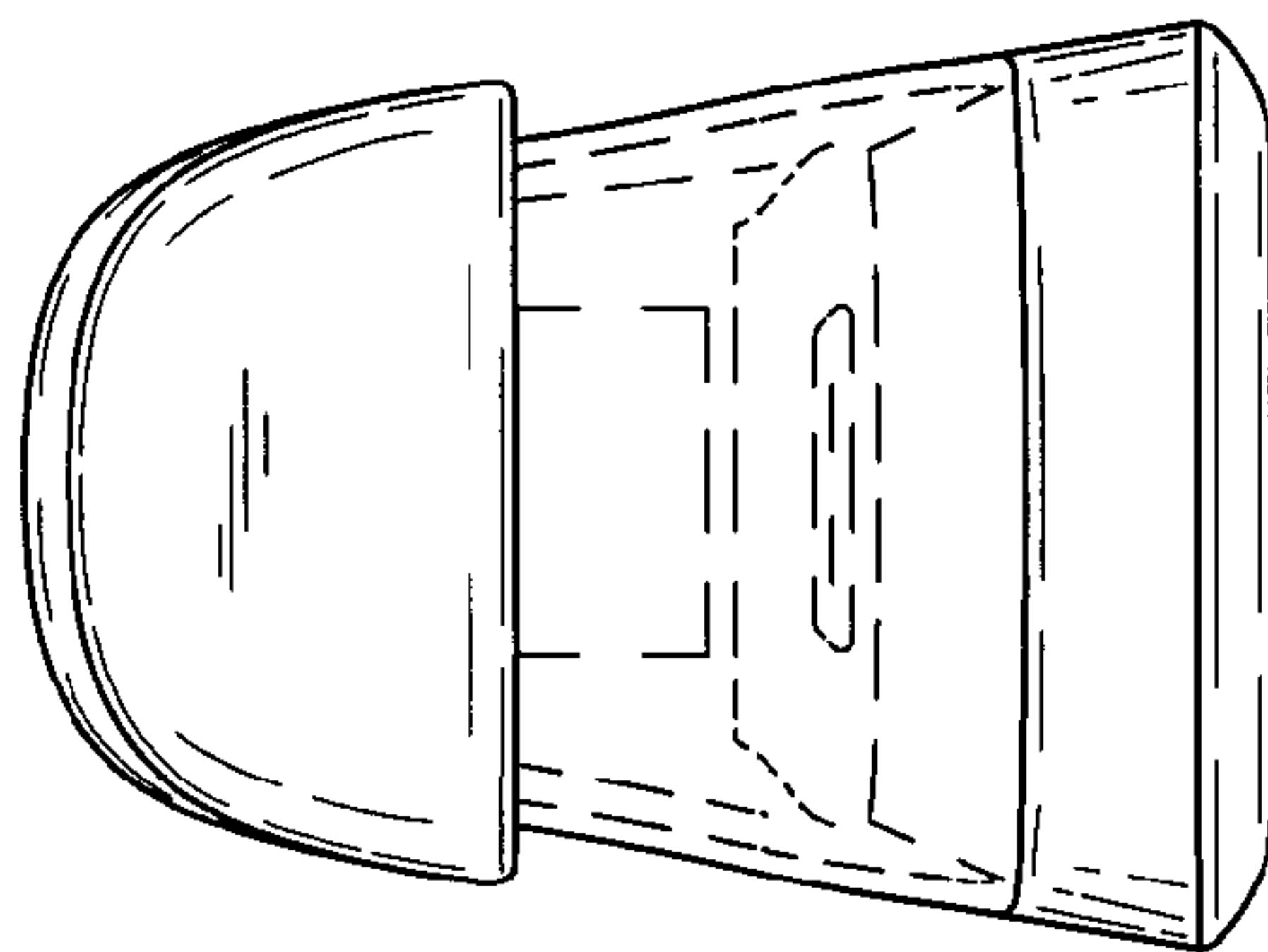


FIG. 5



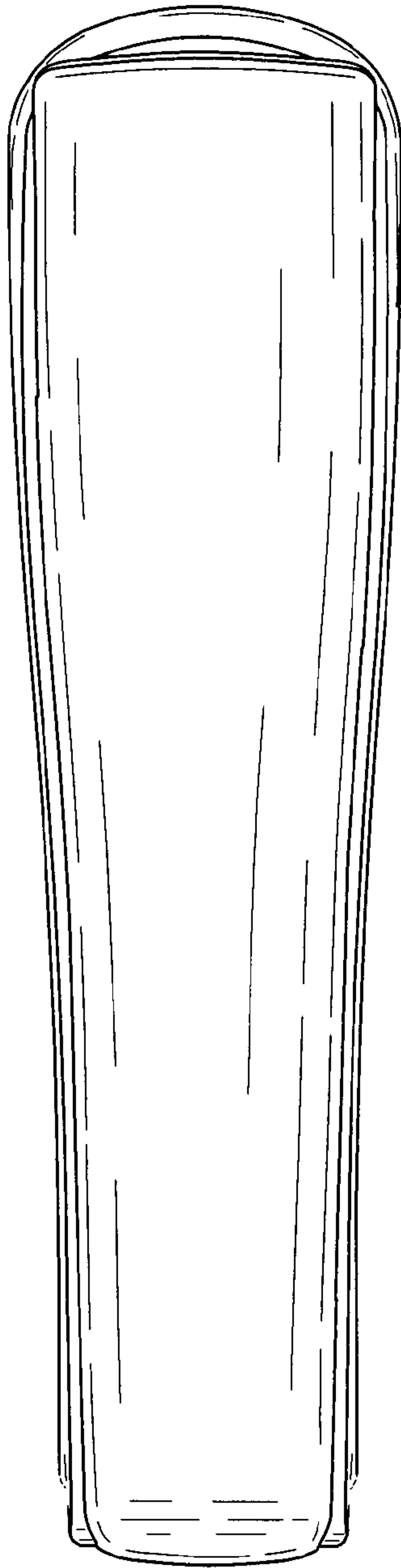


FIG. 6

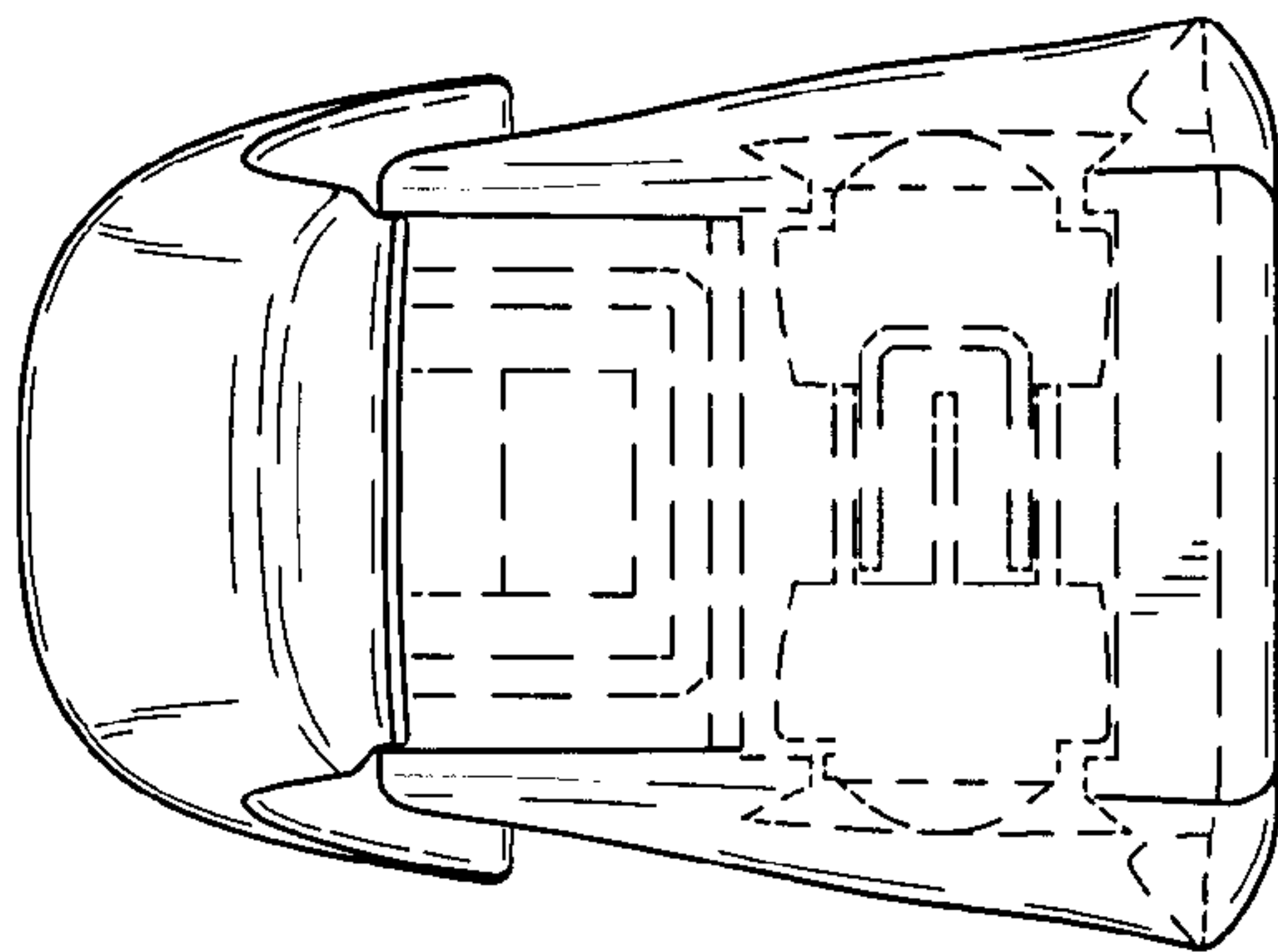


FIG. 7