



US00D531469S

(12) **United States Design Patent**
Osberg et al.

(10) **Patent No.:** **US D531,469 S**

(45) **Date of Patent:** **** Nov. 7, 2006**

(54) **STAPLE GUN**

(75) Inventors: **Kenneth C. Osberg**, West Bend, WI (US); **Patrick J. Radle**, Mequon, WI (US); **Austin R. Braganza**, Milwaukee, WI (US); **Micah L. Maraia**, Menomonie, WI (US); **Chris L. Peterson**, Chippewa Falls, WI (US)

(73) Assignee: **Actuant Corporation**, Glendale, WI (US)

(**) Term: **14 Years**

(21) Appl. No.: **29/244,585**

(22) Filed: **Dec. 12, 2005**

(51) **LOC (8) Cl.** **08-01**

(52) **U.S. Cl.** **D8/49**

(58) **Field of Classification Search** D8/49,
D8/50, 61; D19/72; 227/120, 127, 128, 131,
227/132, 134, 156

See application file for complete search history.

(56) **References Cited**

U.S. PATENT DOCUMENTS

2,657,384 A * 11/1953 **Boroughs** 227/132
4,643,345 A * 2/1987 **Knispel et al.** 227/156
4,805,824 A * 2/1989 **Erickson** 227/120
5,505,362 A * 4/1996 **Marks** 227/120

5,702,046 A * 12/1997 **Rokita et al.** 227/110
D411,422 S * 6/1999 **Juhlin et al.** D8/49
D419,411 S * 1/2000 **Elie** D8/49
D454,289 S * 3/2002 **Huang** D8/49
6,789,719 B1 * 9/2004 **Shor** 227/132
D517,385 S * 3/2006 **Arns** D8/49
D518,695 S * 4/2006 **Hu** D8/49

* cited by examiner

Primary Examiner—Cathron C. Brooks

Assistant Examiner—Austin Murphy

(74) *Attorney, Agent, or Firm*—Quarles & Brady LLP

(57) **CLAIM**

The ornamental design for a staple gun, as shown and described.

DESCRIPTION

FIG. 1 is a perspective view of a staple gun showing my new design;

FIG. 2 is a right side elevational view thereof;

FIG. 3 is a top side elevational view thereof;

FIG. 4 is a bottom side elevational view thereof;

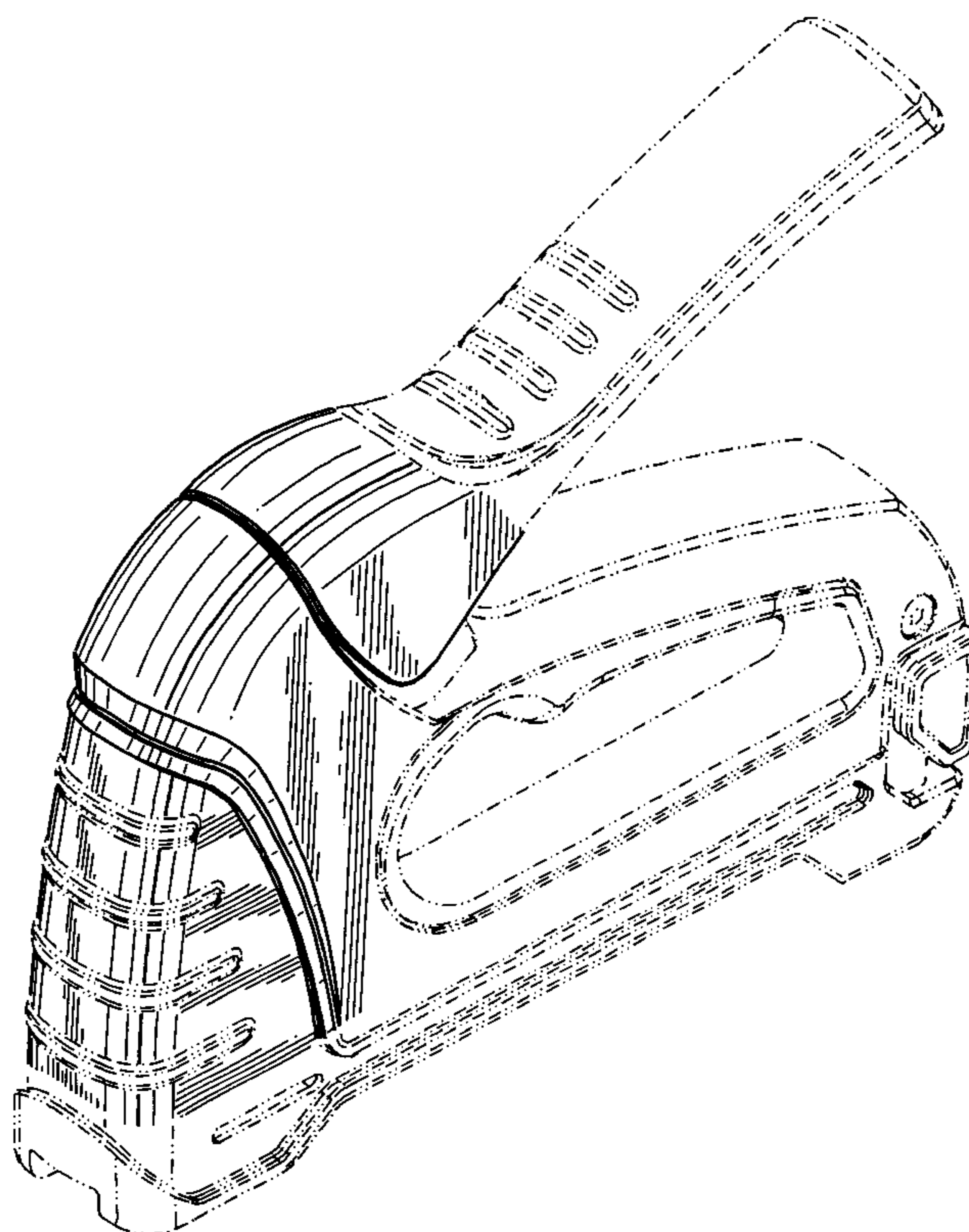
FIG. 5 is a front side elevational view thereof; and,

FIG. 6 is a rear side elevational view thereof.

The claimed portion of the staple gun is understood to be defined as those areas that are shown with surface shading.

The broken lines form no part of the claimed design.

1 Claim, 3 Drawing Sheets



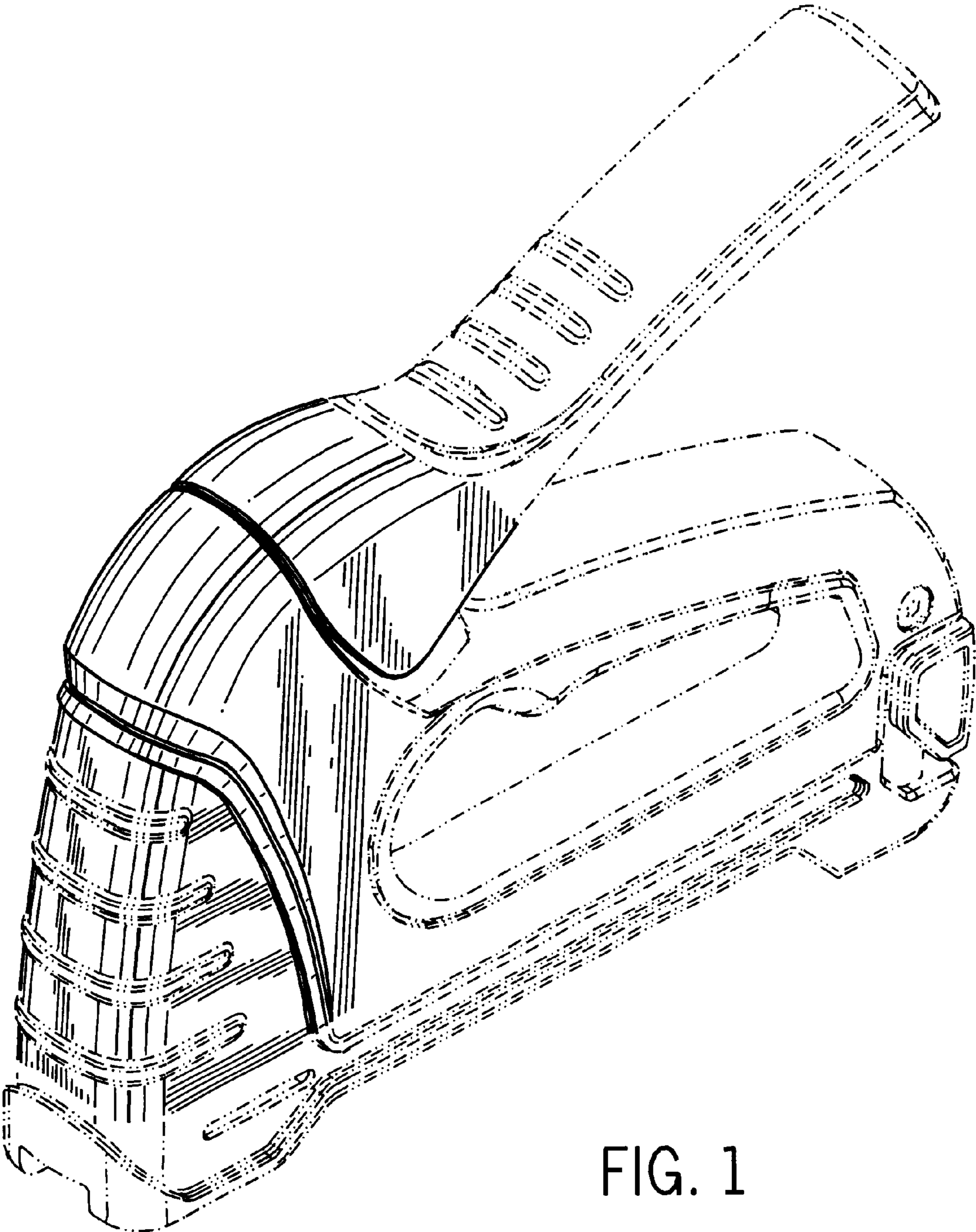


FIG. 1

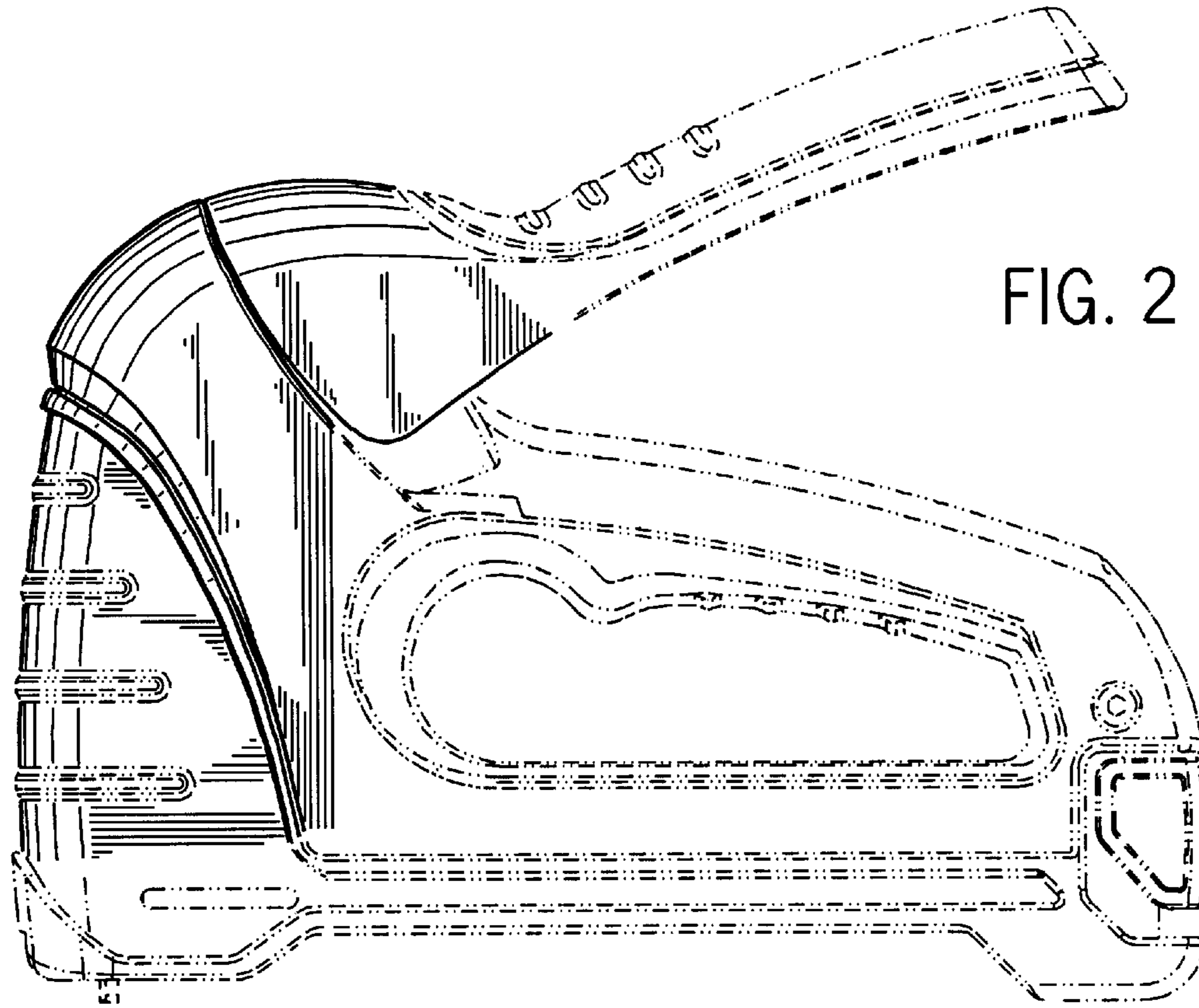


FIG. 2

FIG. 3

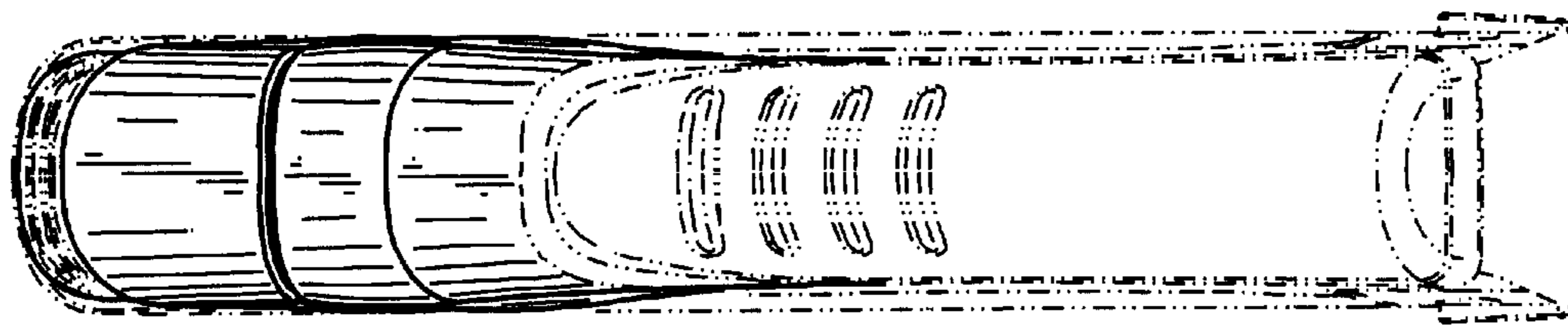



FIG. 4



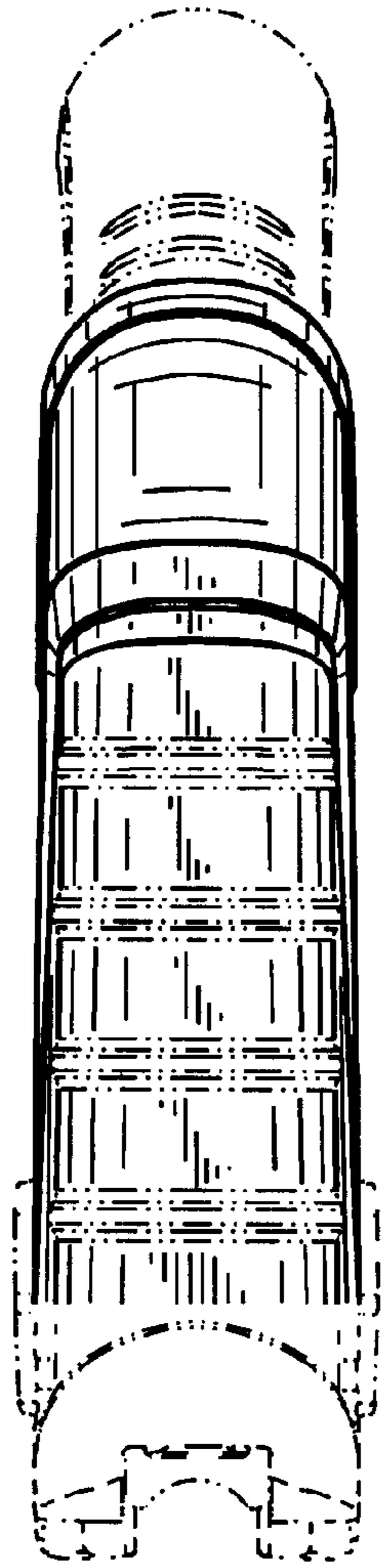


FIG. 5

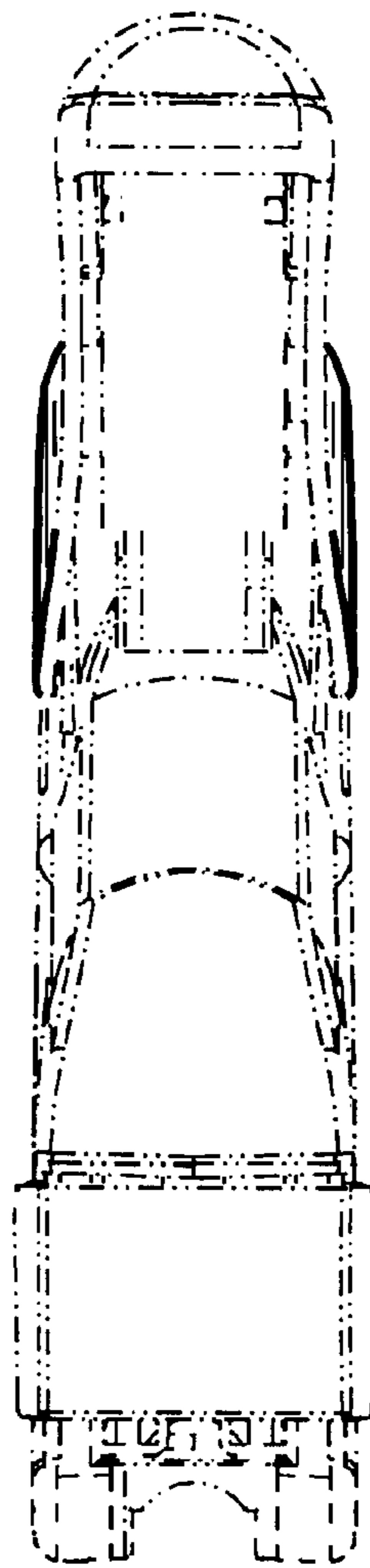


FIG. 6