



US00D531466S

(12) **United States Design Patent**
Zirbes

(10) **Patent No.:** **US D531,466 S**

(45) **Date of Patent:** **** Nov. 7, 2006**

(54) **PARER**

(75) Inventor: **Richard Zirbes**, Niederkail (DE)

(73) Assignee: **Boerner Kunststoff- und Metallwarenfabrik GmbH** (DE)

(**) Term: **14 Years**

(21) Appl. No.: **29/232,395**

(22) Filed: **Jun. 17, 2005**

(30) **Foreign Application Priority Data**

Dec. 21, 2004 (DE) 4 04 07 279

(51) **LOC (8) Cl.** **07-04**

(52) **U.S. Cl.** **D7/695; D7/678**

(58) **Field of Classification Search** D7/695,
D7/678, 393, 395; 30/120.1, 280, 123.5,
30/294, 279.6, 304; 99/584, 588, 495, 508-513;
241/92-95, 168, 169, 169.1, 273.1-273.5
See application file for complete search history.

(56) **References Cited**

U.S. PATENT DOCUMENTS

D105,849 S * 8/1937 Dutrow et al. D7/678

D112,528 S * 12/1938 Johnson D7/678
D114,672 S * 5/1939 Coughlin D7/695
2,266,278 A * 12/1941 Senkewitz 30/280
2,323,863 A * 7/1943 Feemster 30/123.5
D479,445 S * 9/2003 Chang D7/695
D488,362 S * 4/2004 Overthun et al. D7/695

* cited by examiner

Primary Examiner—Terry A. Wallace

(74) *Attorney, Agent, or Firm*—William A. Drucker

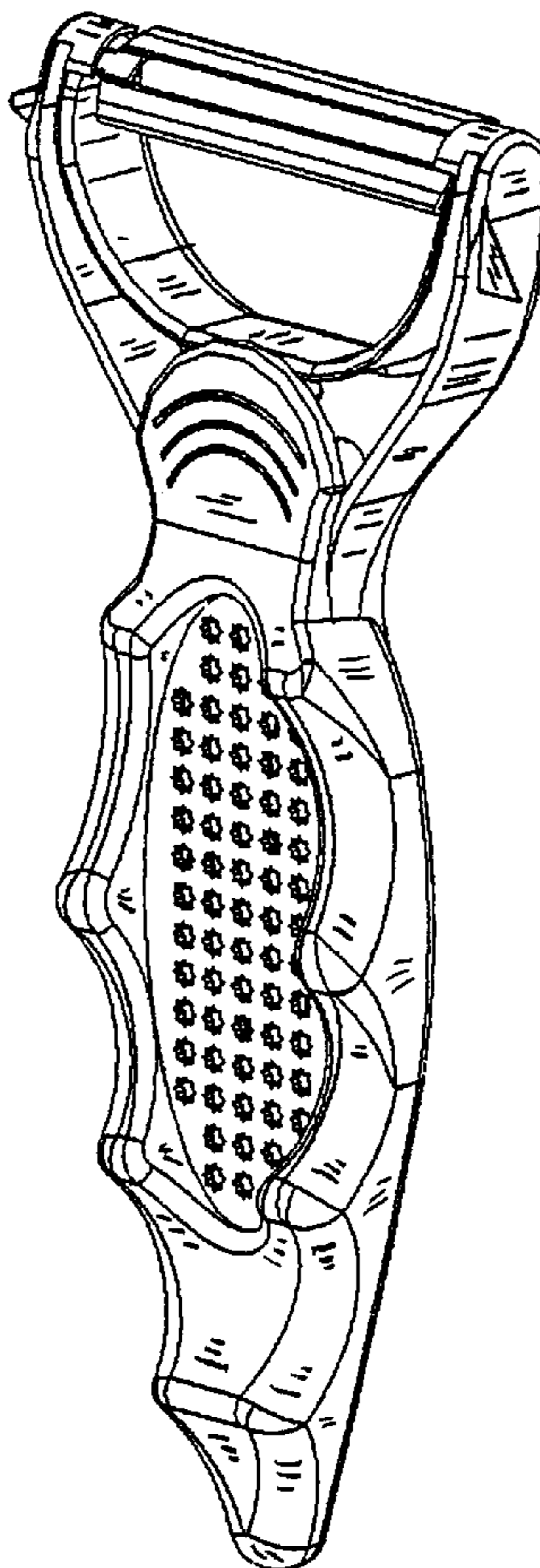
(57) **CLAIM**

The ornamental design for a parer, as shown.

DESCRIPTION

FIG. 1 is a top view of a parer;
FIG. 2 is a bottom view of a parer;
FIG. 3 is a front view of a parer;
FIG. 4 is a back view of a parer;
FIG. 5 is a left view;
FIG. 6 is a right view; and,
FIG. 7 is a bottom perspective view.

1 Claim, 7 Drawing Sheets



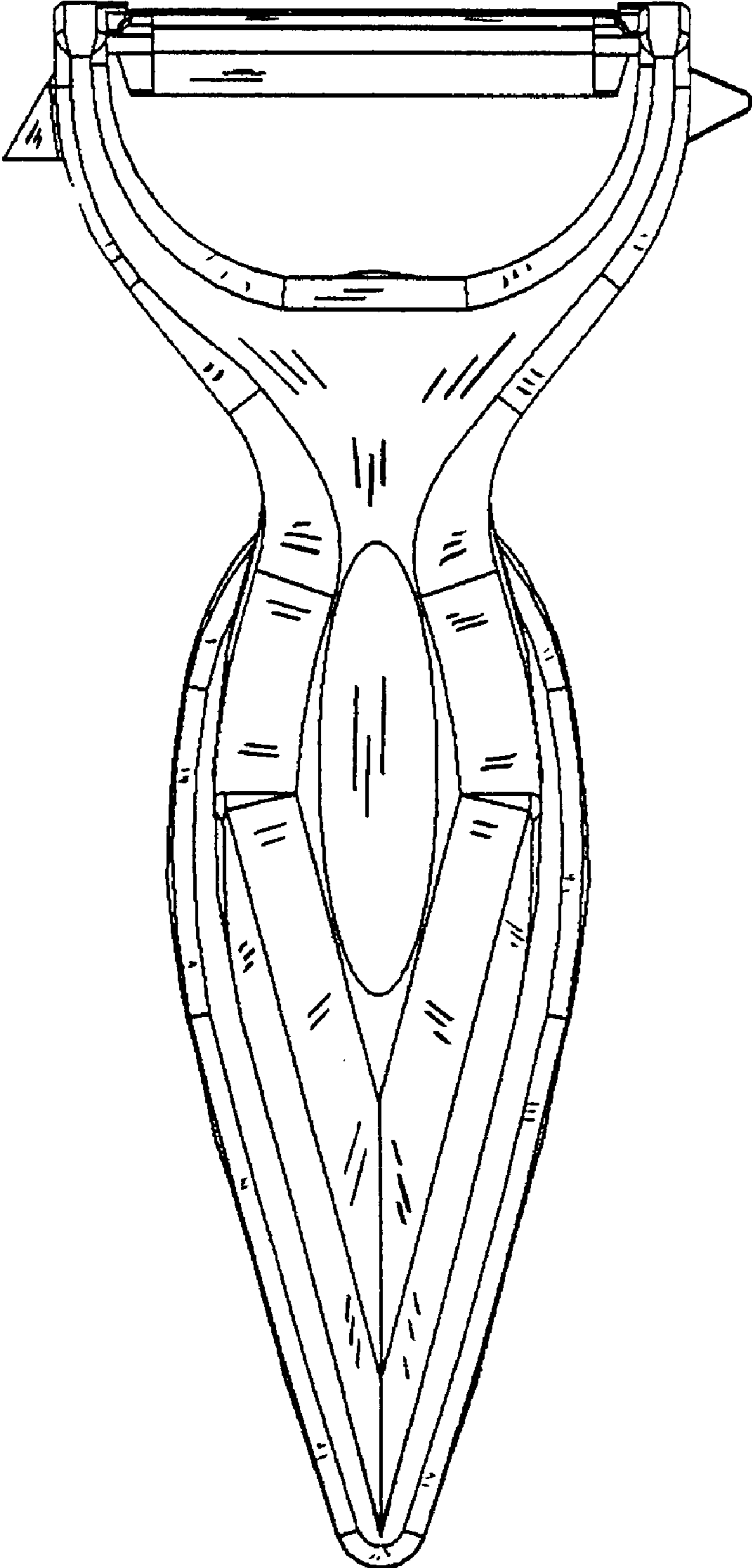


FIG. 1

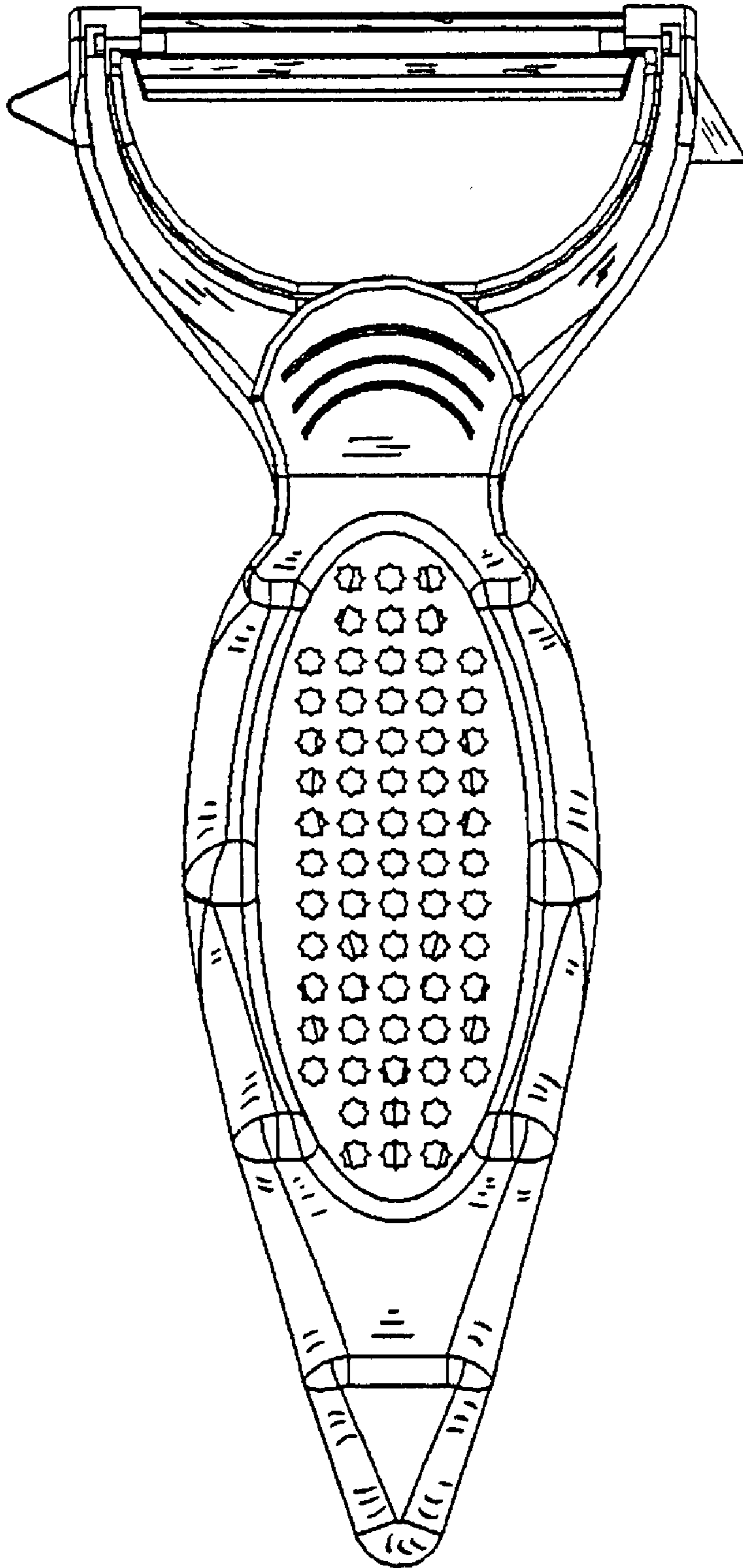


FIG. 2




FIG. 3

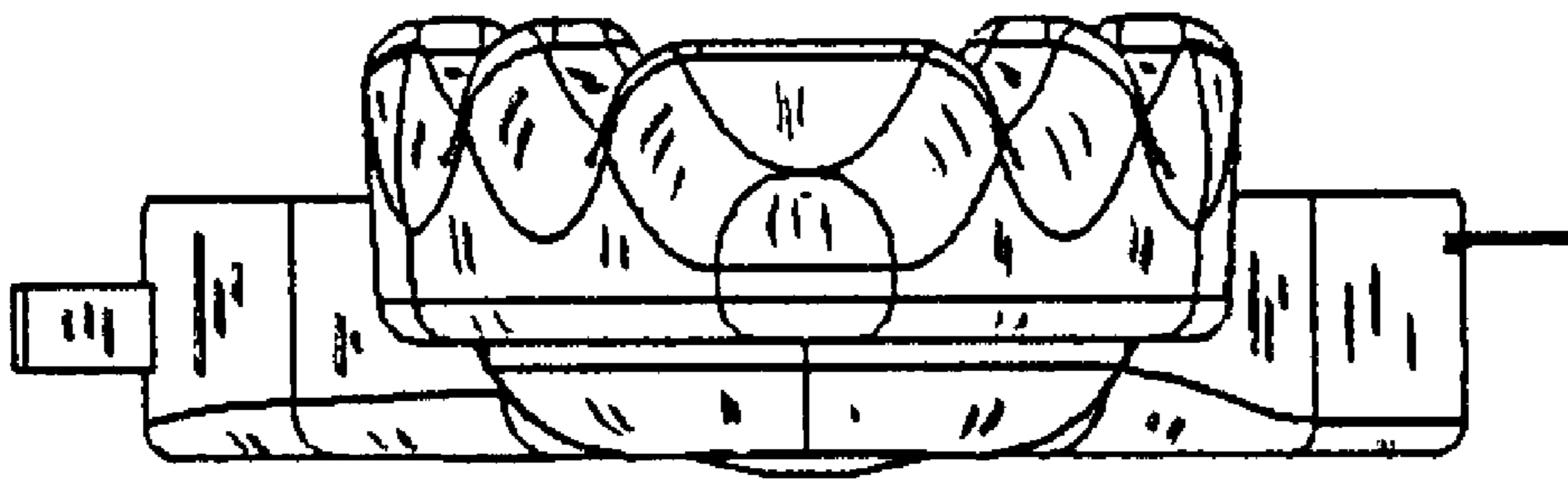


FIG. 4

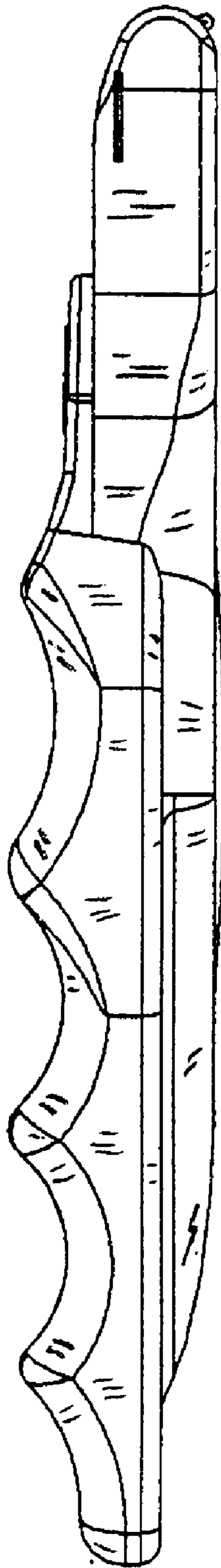


FIG. 5

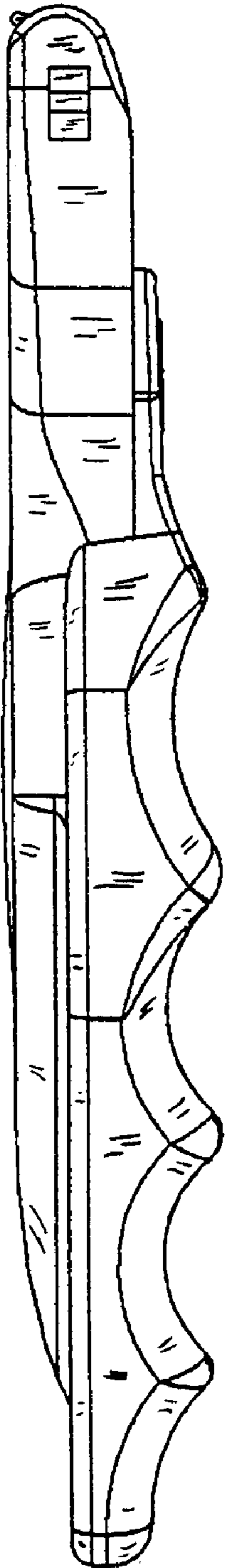


FIG. 6

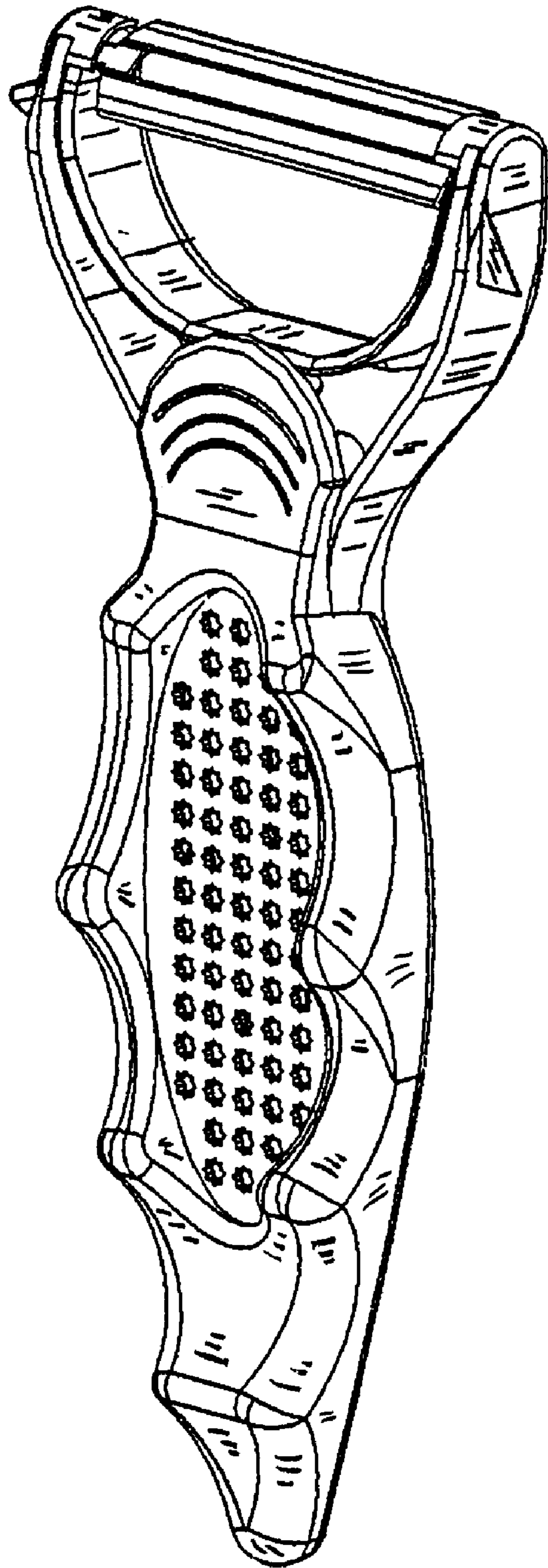


FIG. 7