



US00D531456S

(12) **United States Design Patent** (10) **Patent No.:** **US D531,456 S**  
**Davies et al.** (45) **Date of Patent:** **\*\* Nov. 7, 2006**

(54) **CUP**  
(75) Inventors: **Jonathan Neil Davies**, Cuddington (GB); **William Arthur Hinshelwood Sherman**, Acton (GB)  
(73) Assignee: **Sara Lee/DE N.V.**, Utrecht (NL)  
(\*\*) Term: **14 Years**  
(21) Appl. No.: **29/234,824**  
(22) Filed: **Jul. 22, 2005**

**Related U.S. Application Data**

(62) Division of application No. 29/207,697, filed on Jun. 17, 2004.

**(30) Foreign Application Priority Data**

Dec. 22, 2003 (EM) ..... 000118559

(51) **LOC (8) Cl.** ..... **07-01**  
(52) **U.S. Cl.** ..... **D7/536; D7/535**  
(58) **Field of Classification Search** ..... D7/511, D7/510, 536, 533, 507, 509, 587, 555, 501, D7/6, 584, 550.1, 554.2, 566, 513, 505, 535, D7/323; 215/6, 376, 398, 378, 377; 220/23.83, 220/574, 575, 710.5, 212.5, 705, 606, 603; 141/331, 363; 374/141; 219/432; 132/289; 224/483; 40/324

See application file for complete search history.

**(56) References Cited**

**U.S. PATENT DOCUMENTS**

1,120,428 A 12/1914 White et al.  
2,151,023 A 3/1939 Gibson  
2,372,872 A \* 4/1945 Wolper ..... 141/331  
3,135,118 A \* 6/1964 Zlobin ..... 374/141  
D205,534 S \* 8/1966 Gulotta ..... D7/507  
D228,273 S \* 9/1973 Refsgaard ..... D7/536  
3,890,484 A \* 6/1975 Kamins et al. .... 219/432  
D244,738 S 6/1977 Juhlin  
D253,214 S 10/1979 Wilson  
D254,463 S 3/1980 Wilson

D285,637 S 9/1986 Zieff et al.  
D286,725 S 11/1986 Zieff  
D289,955 S \* 5/1987 Buist ..... D7/507  
D299,688 S \* 2/1989 Chung ..... D7/536  
D318,980 S \* 8/1991 Unger ..... D7/536  
D319,557 S 9/1991 Unger  
D321,113 S 10/1991 Unger  
D388,508 S 12/1997 Hsiao  
D396,605 S \* 8/1998 Benson ..... D7/536  
D398,477 S 9/1998 Joergensen  
D441,256 S 5/2001 Pellegrino  
D442,829 S \* 5/2001 Trombly ..... D7/536  
D447,005 S \* 8/2001 Trombly ..... D7/536  
D451,761 S 12/2001 Poly  
D462,876 S \* 9/2002 Janky et al. .... D7/536  
D465,384 S 11/2002 Schanzer  
D470,015 S \* 2/2003 Kortleven et al. .... D7/536  
D482,239 S \* 11/2003 Bodum ..... D7/536  
D485,730 S \* 1/2004 Thun ..... D7/511  
D488,028 S \* 4/2004 Janky et al. .... D7/536  
D488,029 S 4/2004 Bodum  
D499,609 S \* 12/2004 Bodum ..... D7/536

\* cited by examiner

*Primary Examiner*—M. N. Pandozzi  
(74) *Attorney, Agent, or Firm*—Kilpatrick Stockton LLP


(57) **CLAIM**

We claim the ornamental design for a cup, as shown.

**DESCRIPTION**

FIG. 1 is a perspective view of a cup showing our new design.  
FIG. 2 is a front elevational view of the cup shown in FIG. 1.  
FIG. 3 is a rear elevational view of the cup shown in FIG. 1 and FIG. 2.  
FIG. 4 is a side elevational view of the cup shown in FIG. 1, FIG. 2, and FIG. 3.  
FIG. 5 is another side elevational view of the cup shown in FIG. 1, FIG. 2, FIG. 3, and FIG. 4.  
FIG. 6 is a top elevational view of the cup shown in FIG. 1, FIG. 2, FIG. 3, FIG. 4, and FIG. 5; and,  
FIG. 7 is a bottom elevational view of the cup shown in FIG. 1, FIG. 2, FIG. 3, FIG. 4, FIG. 5, and FIG. 6.

**1 Claim, 4 Drawing Sheets**






FIG. 1




FIG. 2




FIG. 3

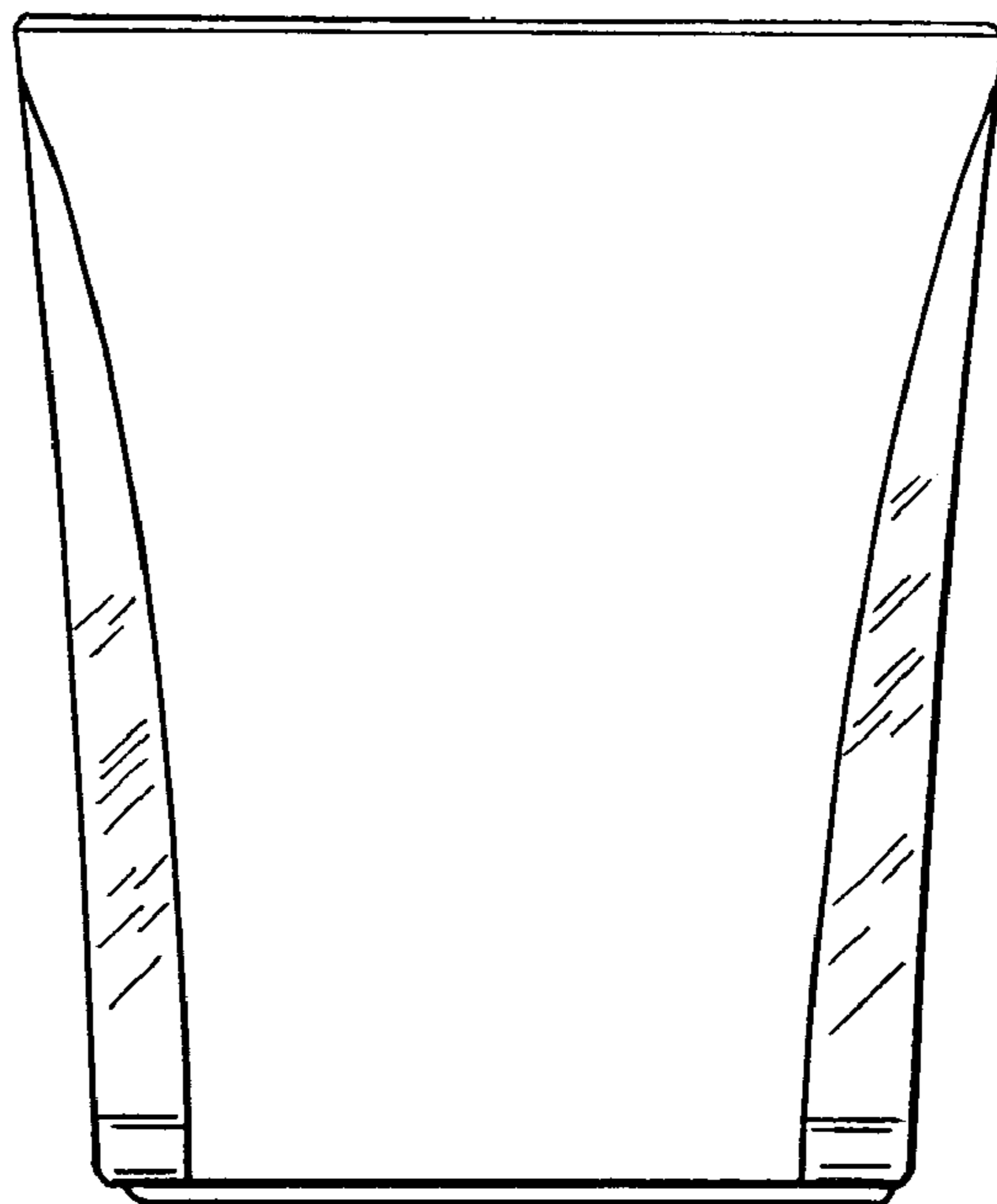


FIG. 4

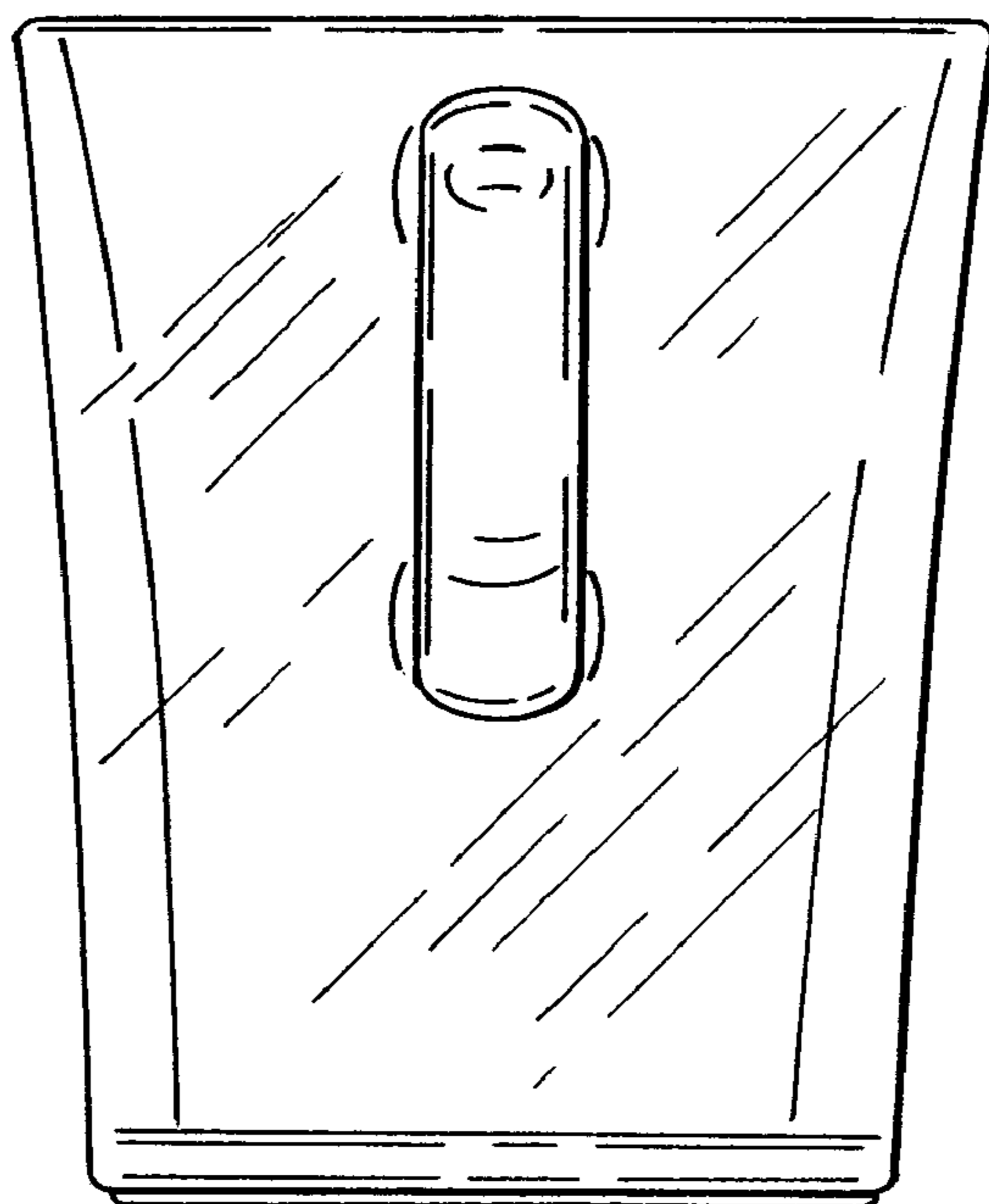


FIG. 5

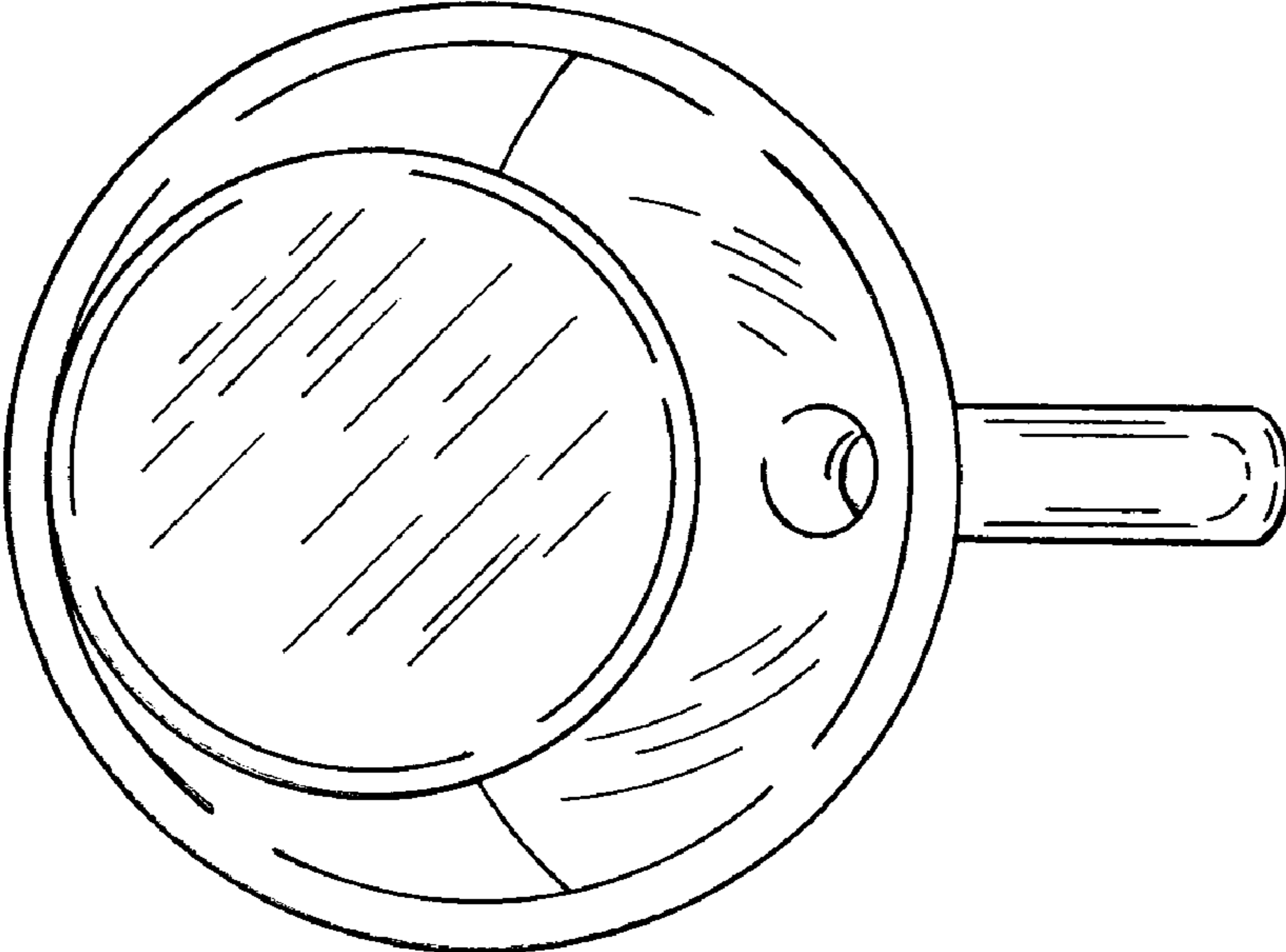


FIG. 6




FIG. 7