

US00D531451S

(12) **United States Design Patent** (10) **Patent No.:** **US D531,451 S**  
**Bin** (45) **Date of Patent:** **\*\* Nov. 7, 2006**

(54) **MUG**

(76) **Inventor:** **Jin Xue Bin**, Flat F, 5/F, Hop Hing Industrial Building, 704 Castle Peak Road, Cheung Sha Wan, Kowloon (HK)

(\*\*) **Term:** **14 Years**

(21) **Appl. No.:** **29/219,343**

(22) **Filed:** **Dec. 15, 2004**

(30) **Foreign Application Priority Data**

Jul. 14, 2004 (HK) ..... 0411540

(51) **LOC (8) Cl.** ..... **07-01**

(52) **U.S. Cl.** ..... **D7/510; D7/511**

(58) **Field of Classification Search** ..... D7/509, D7/510, 511, 529, 532, 523, 514; D9/552, D9/553, 502, 503, 565, 551, 564, 443, 504, D9/500; 220/574, 575, 4.26, 606, 605, 23.89, 220/674, 703, 713, 719, 592.16, 592.17; 215/383, 387, 395, 388, 12.1; 229/400  
See application file for complete search history.

(56) **References Cited**

**U.S. PATENT DOCUMENTS**

2,899,098 A \* 8/1959 Gits ..... 220/592.17  
D299,626 S \* 1/1989 Durand ..... D11/153  
D317,100 S \* 5/1991 Unger ..... D7/509

D321,813 S \* 11/1991 Unger ..... D7/509  
D432,865 S \* 10/2000 Cohen ..... D7/510  
D436,292 S \* 1/2001 Betras ..... D7/510  
D452,415 S \* 12/2001 McDonough et al. .... D7/510  
D476,850 S \* 7/2003 Featherston et al. .... D7/510  
D479,949 S \* 9/2003 Janky ..... D7/511  
D488,672 S \* 4/2004 Oas ..... D7/507  
D500,936 S \* 1/2005 Nikkhah ..... D7/510  
D501,361 S \* 2/2005 Tollman ..... D7/510  
D510,235 S \* 10/2005 Sorensen ..... D7/510

\* cited by examiner

*Primary Examiner*—M. N. Pandozzi

(74) *Attorney, Agent, or Firm*—Law Office of Sergei Orel, LLC


(57) **CLAIM**

The ornamental design for a mug, as shown and described.

**DESCRIPTION**

FIG. 1 is a front elevational view of a mug showing my new design;  
FIG. 2 is a rear elevational view thereof;  
FIG. 3 is a left side elevational view thereof;  
FIG. 4 is a top plan view thereof;  
FIG. 5 is a bottom plan view thereof;  
FIG. 6 is a right side elevational view thereof;  
FIG. 7 is a top perspective view thereof; and,  
FIG. 8 is an exploded perspective view thereof.

**1 Claim, 5 Drawing Sheets**



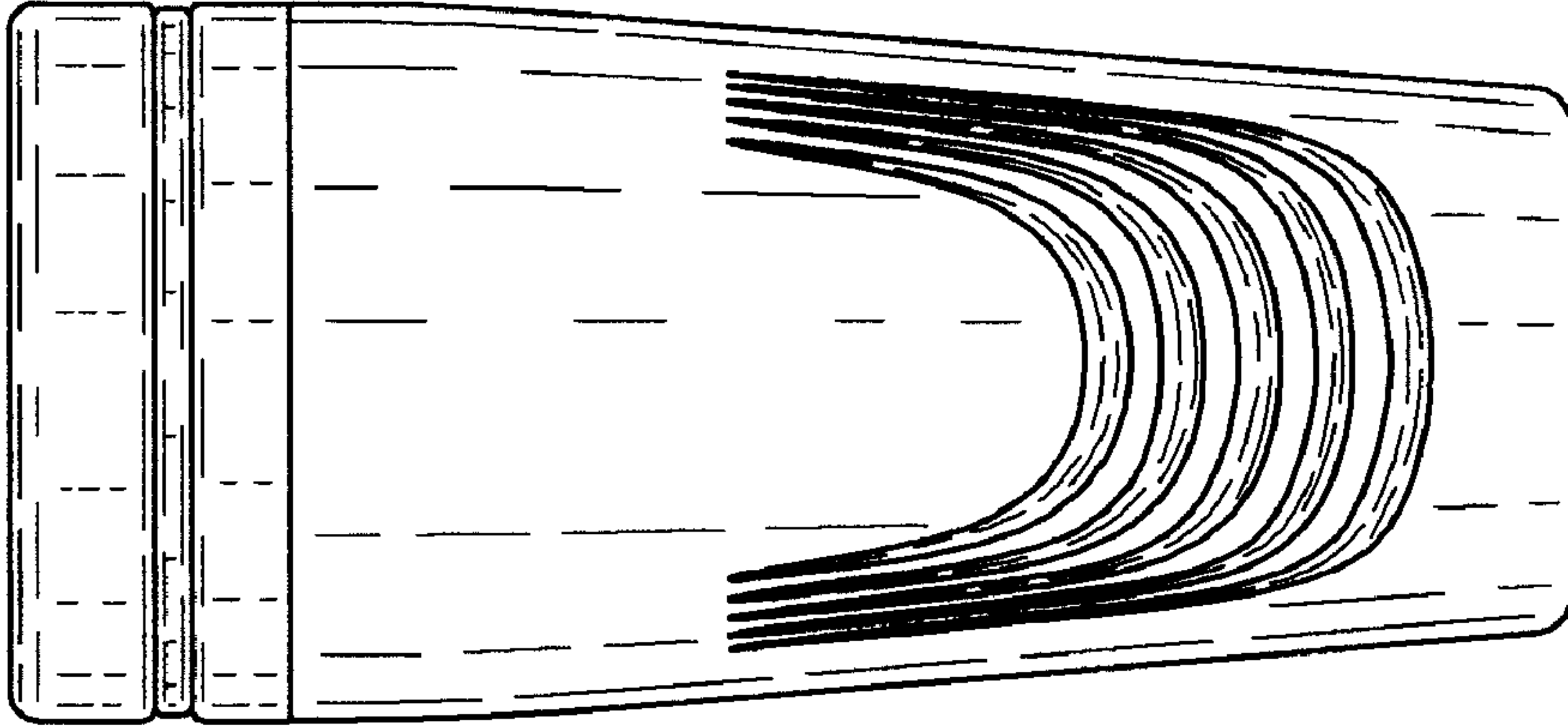


Fig.2

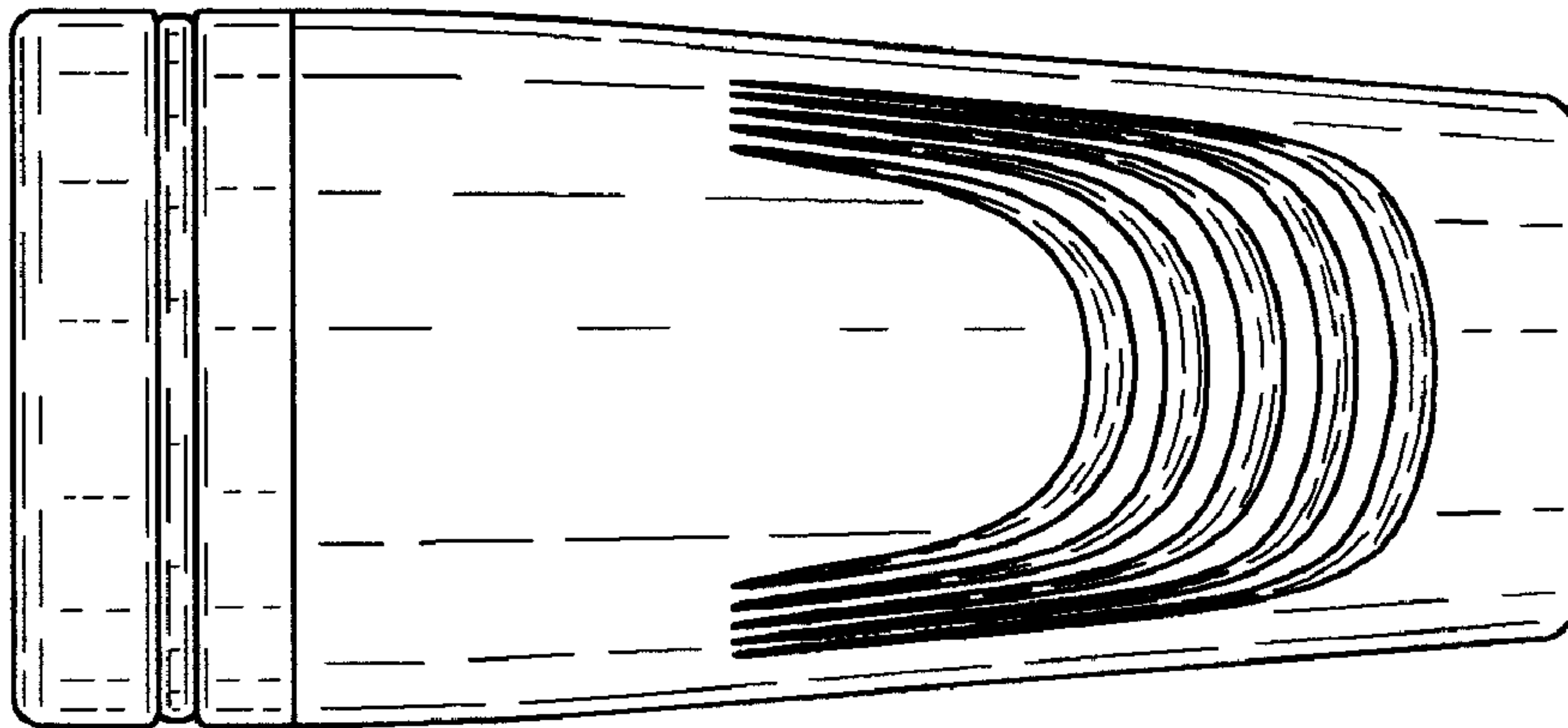


Fig.1

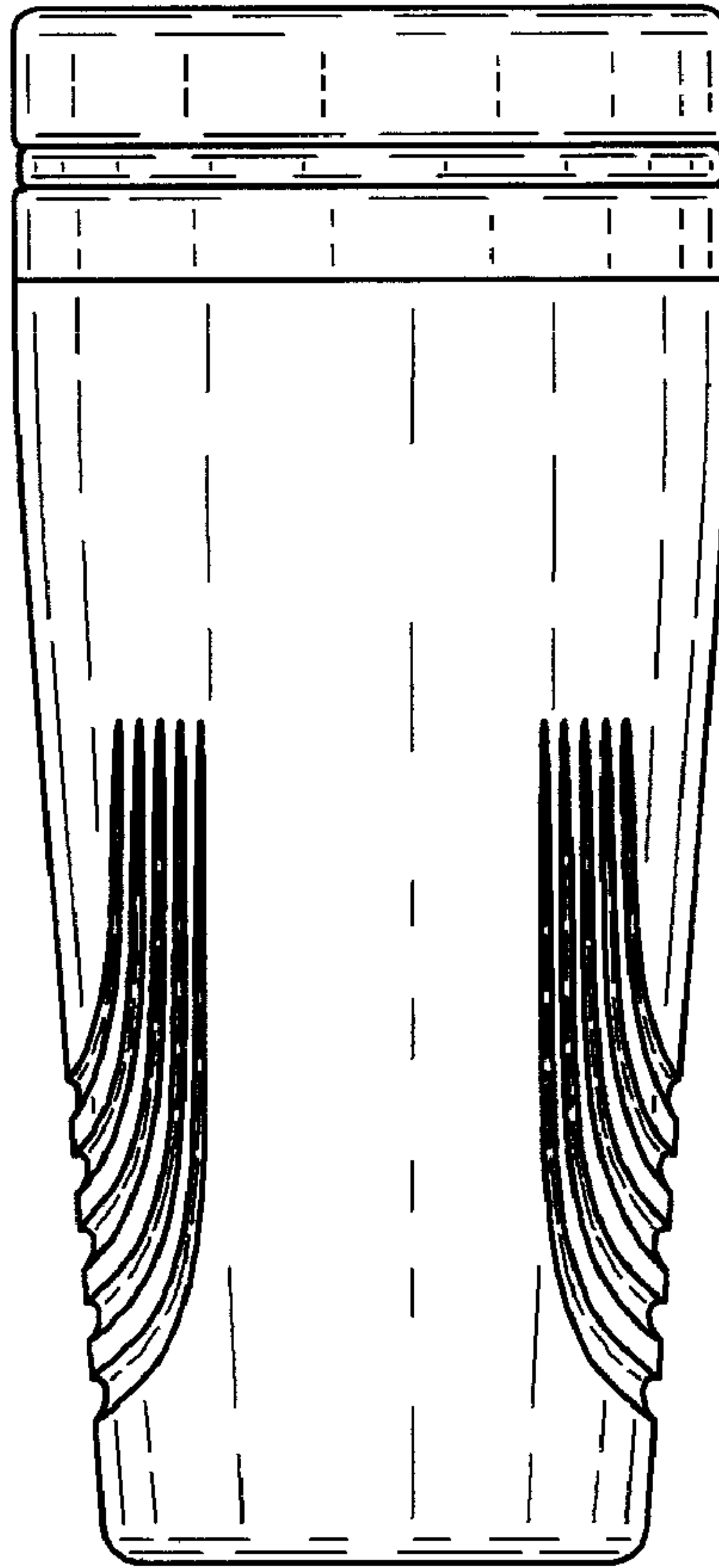


Fig.3

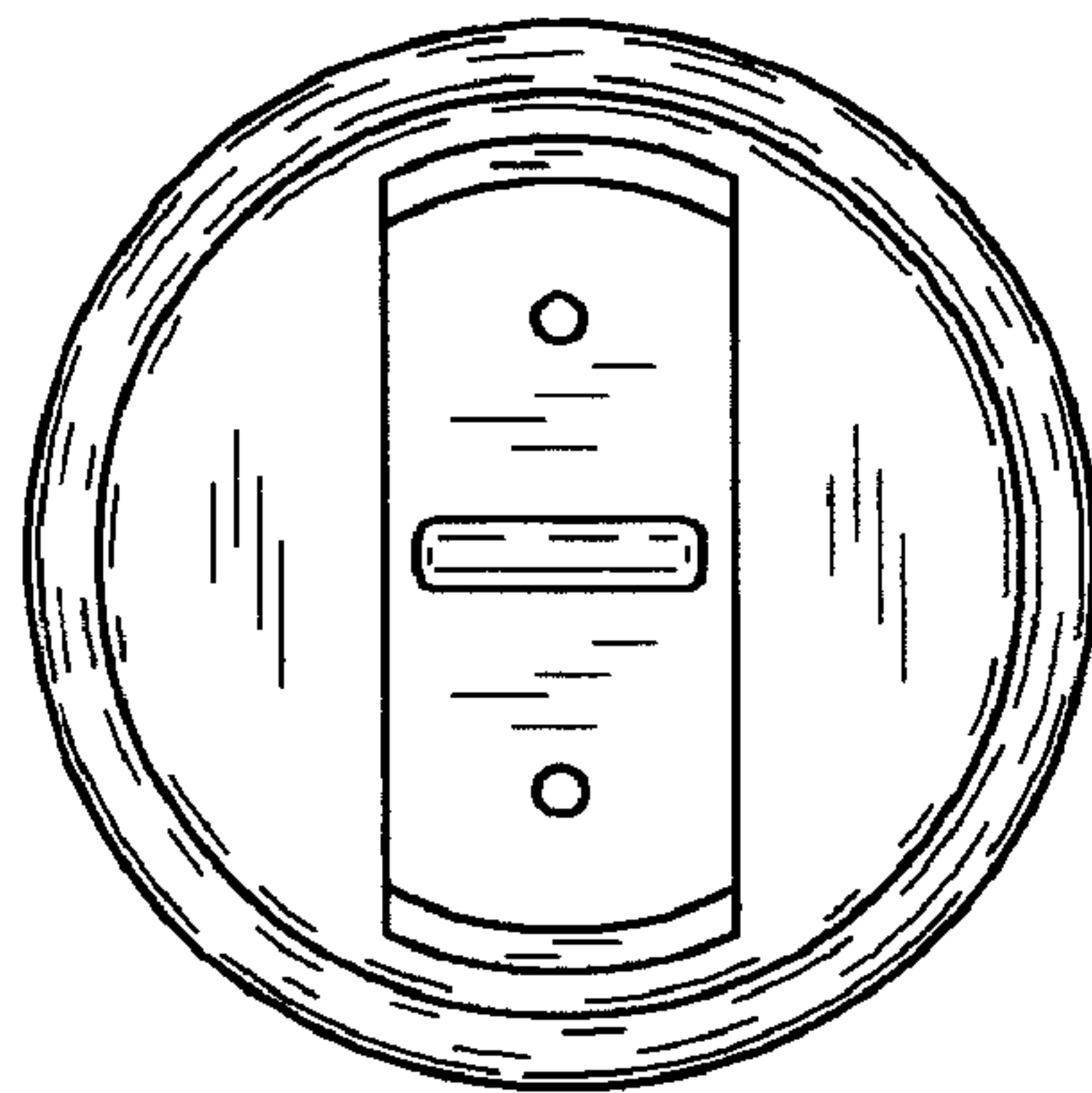


Fig.4

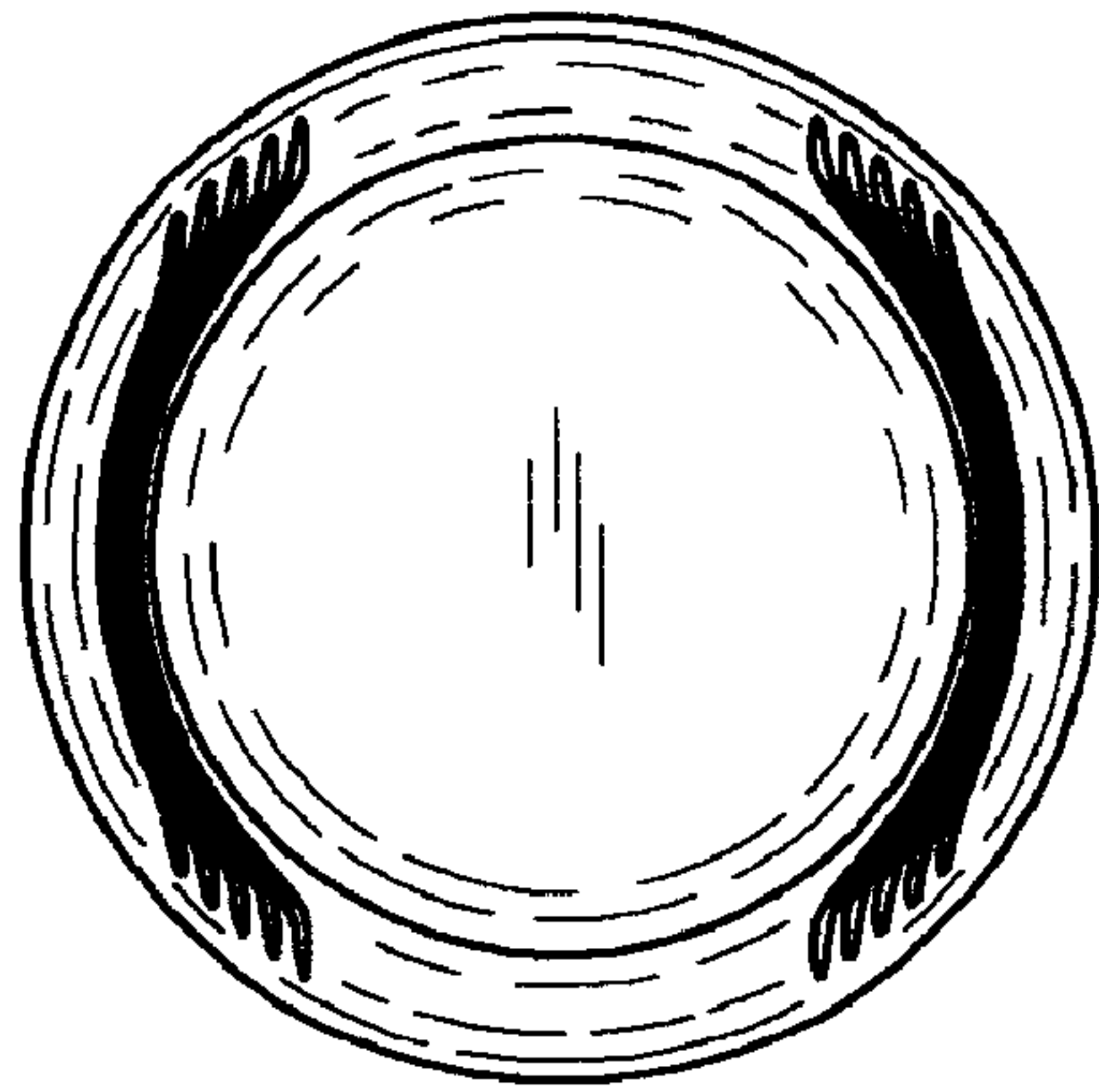


Fig.5

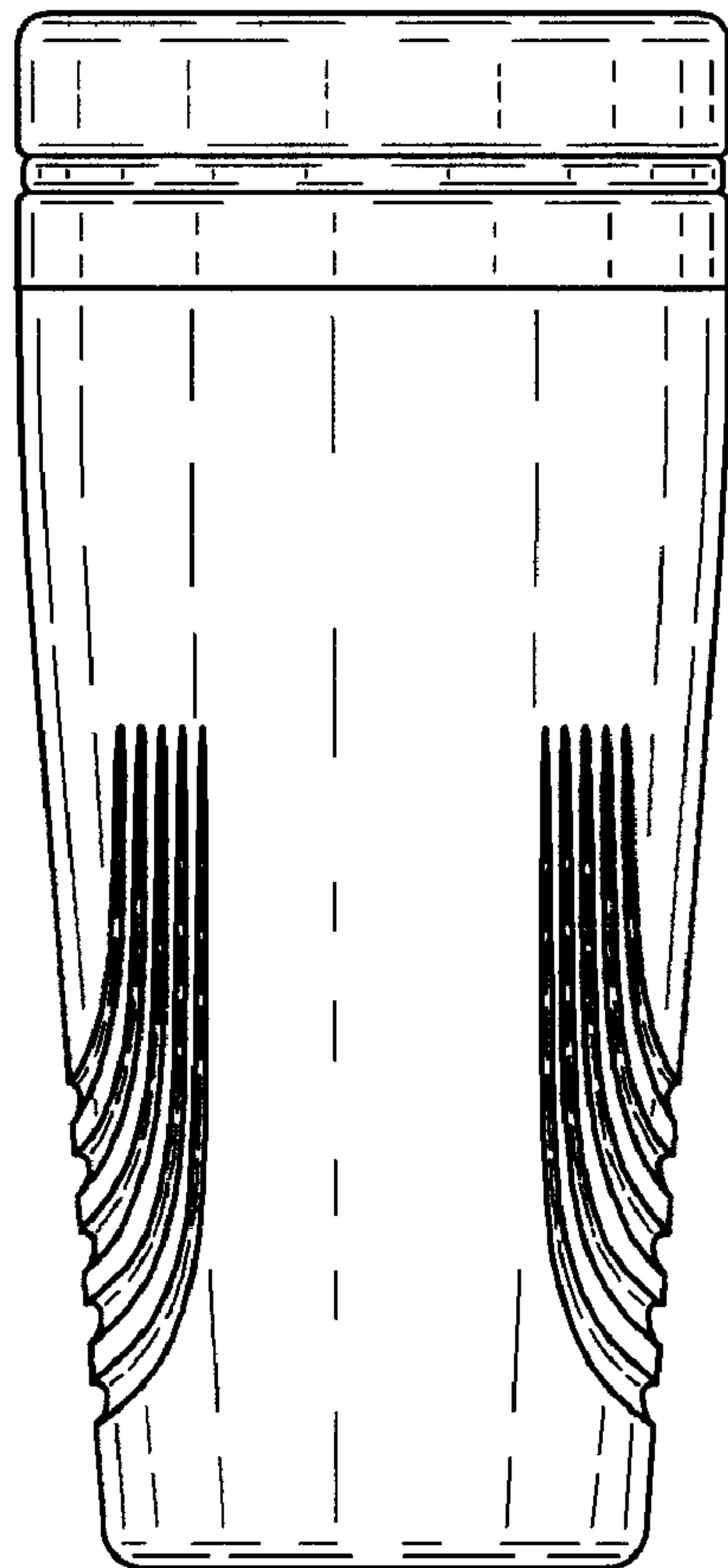


Fig.6




Fig.7




Fig.8