

US00D531430S

(12) **United States Design Patent**
Domack et al.

(10) **Patent No.:** **US D531,430 S**
(45) **Date of Patent:** **** Nov. 7, 2006**

(54) **TABLE**

D486,327 S 2/2004 Schmitt
D502,342 S 3/2005 O'Hare

(75) Inventors: **Randy D. Domack**, Trempealeau, WI (US); **Terry A. Everson**, Blair, WI (US)

OTHER PUBLICATIONS

(73) Assignee: **Ashley Furniture Industries, Inc.**, Arcadia, WI (US)

El Marangon, Italy, Undated.
Ashley Catalog Photograph, Bigham, D228-56-04(4)-80-81, (2003), p. 103.
Ashley Catalog Photograph, Woodbridge, D248-55-01(4)-80-81, (2003), p. 107.
Ashley Catalog Photograph, Baha, D454-45-01(4)-79, (2003), p. 316.

(**) **Term:** **14 Years**

* cited by examiner

(21) **Appl. No.:** **29/225,703**

(22) **Filed:** **Mar. 18, 2005**

Primary Examiner—Janice E. Seeger

(51) **LOC (8) Cl.** **06-03**

(52) **U.S. Cl.** **D6/480**

(74) *Attorney, Agent, or Firm*—Patterson, Thuente, Skaar & Christensen, P.A.

(58) **Field of Classification Search** D6/480-489, D6/495, 511, 429, 430, 436; 108/153.1, 155, 108/156, 157.1, 161; 248/188, 188.1, 188.8
See application file for complete search history.

(57) **CLAIM**

We claim the ornamental design for a table, as shown and described.

(56) **References Cited**

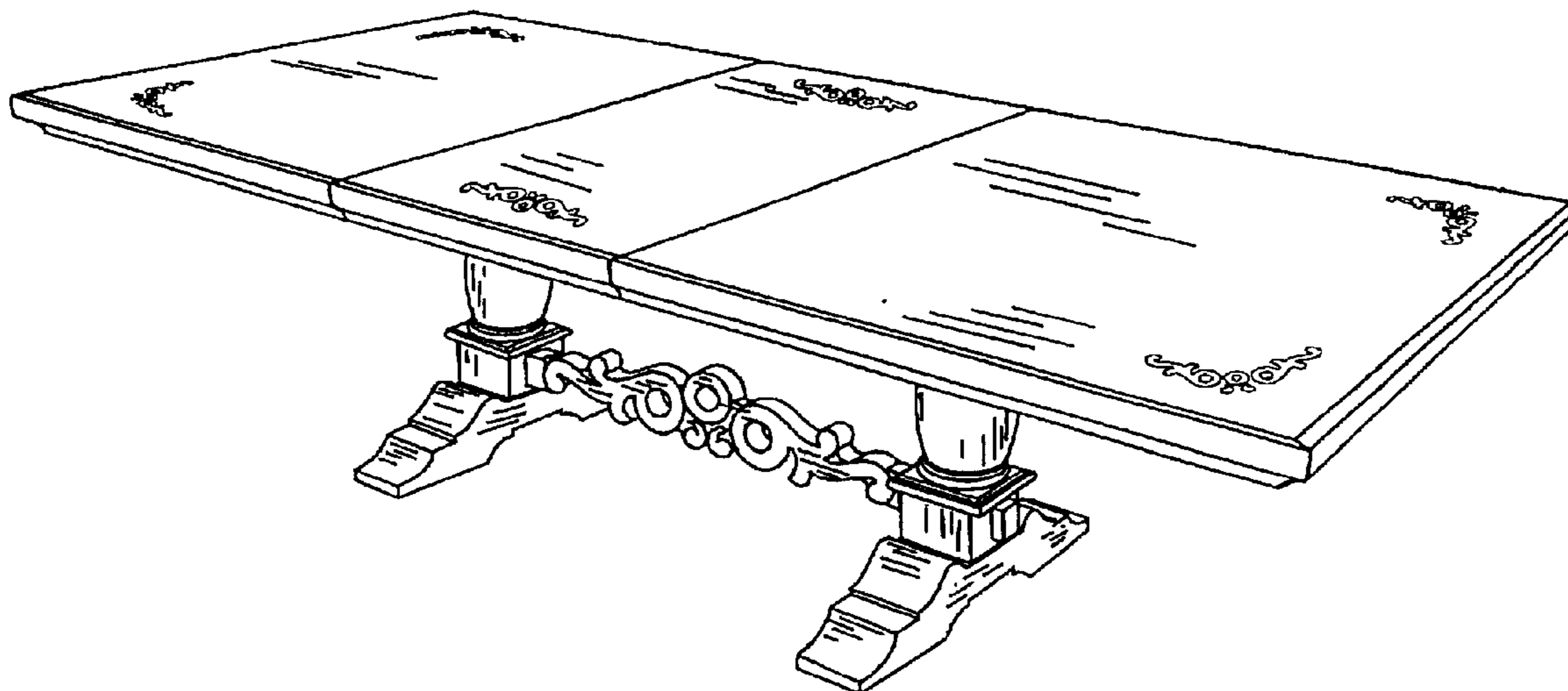
DESCRIPTION

U.S. PATENT DOCUMENTS

FIG. 1 is a perspective view of a table according to an embodiment of the invention.
FIG. 2 is a top plan view;
FIG. 3 is a side elevational view of a table according to an embodiment of the invention. The view from the opposite side being a mirror image thereof; and,
FIG. 4 is a end elevational view thereof.

- D63,282 S 11/1923 Cameron
- D72,151 S 3/1927 Guth
- D263,438 S * 3/1982 Watson D6/484
- D380,315 S 7/1997 Bergelin
- D393,964 S * 5/1998 Bergelin D6/480
- D452,086 S 12/2001 Vaaler
- D457,357 S 5/2002 Vaaler
- D460,881 S 7/2002 Stanton
- D486,014 S 2/2004 Schmitt

1 Claim, 4 Drawing Sheets



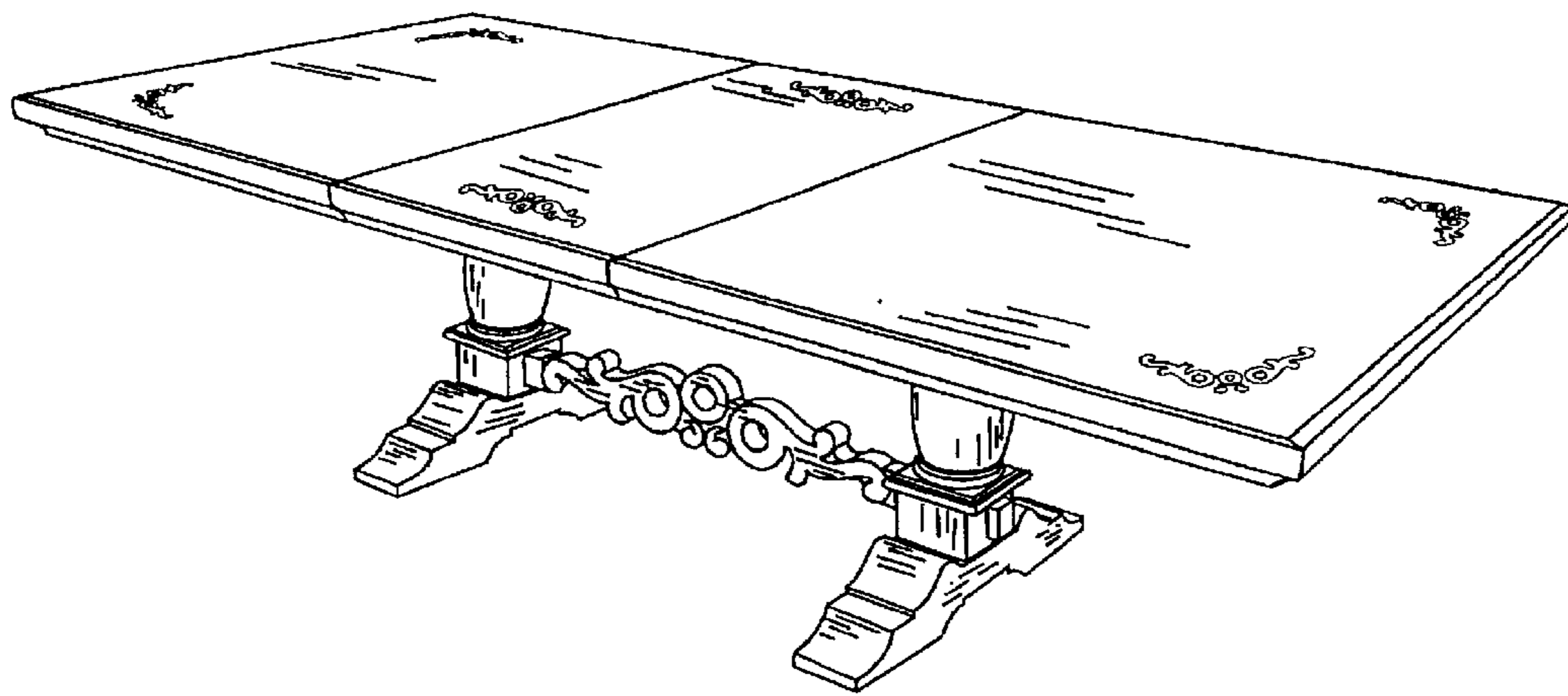


Fig. 1.

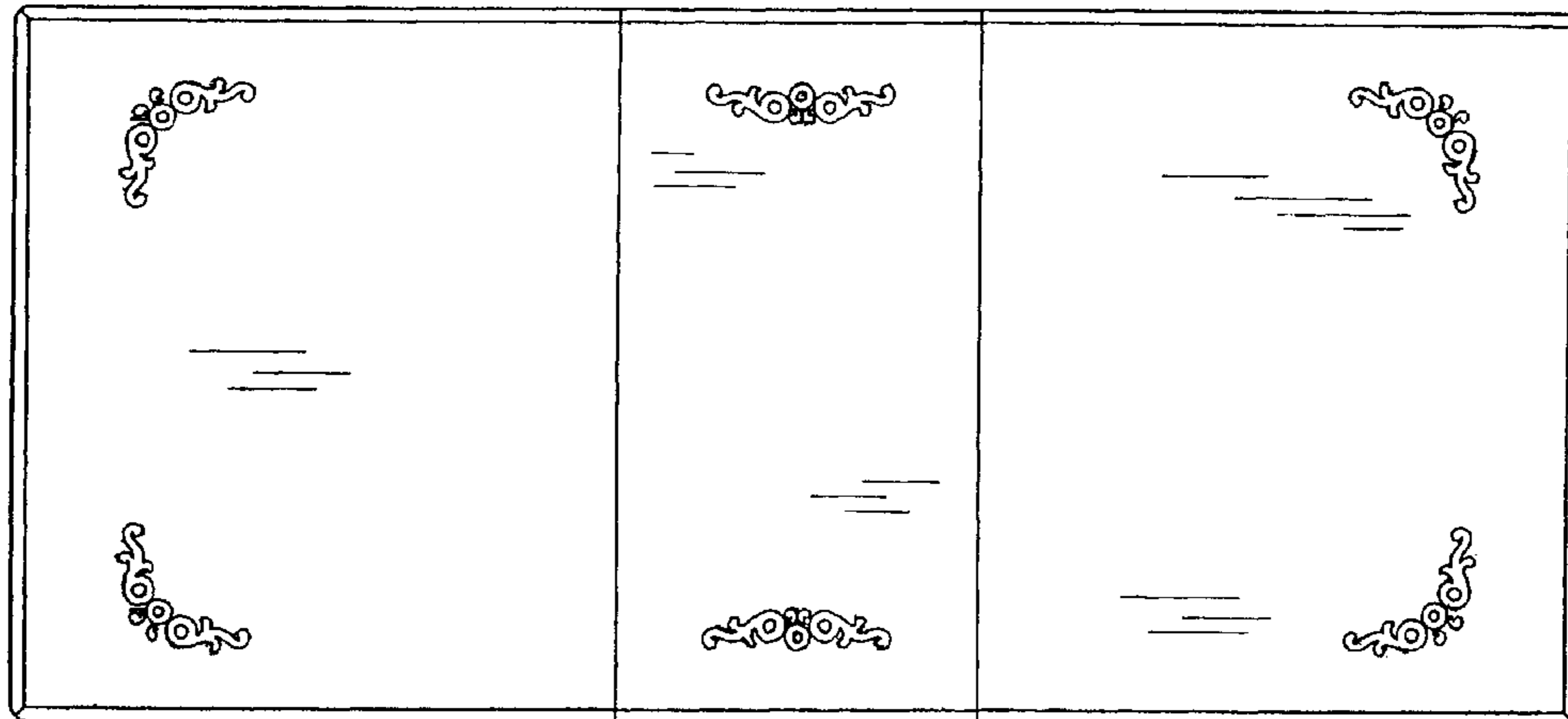


Fig. 2.

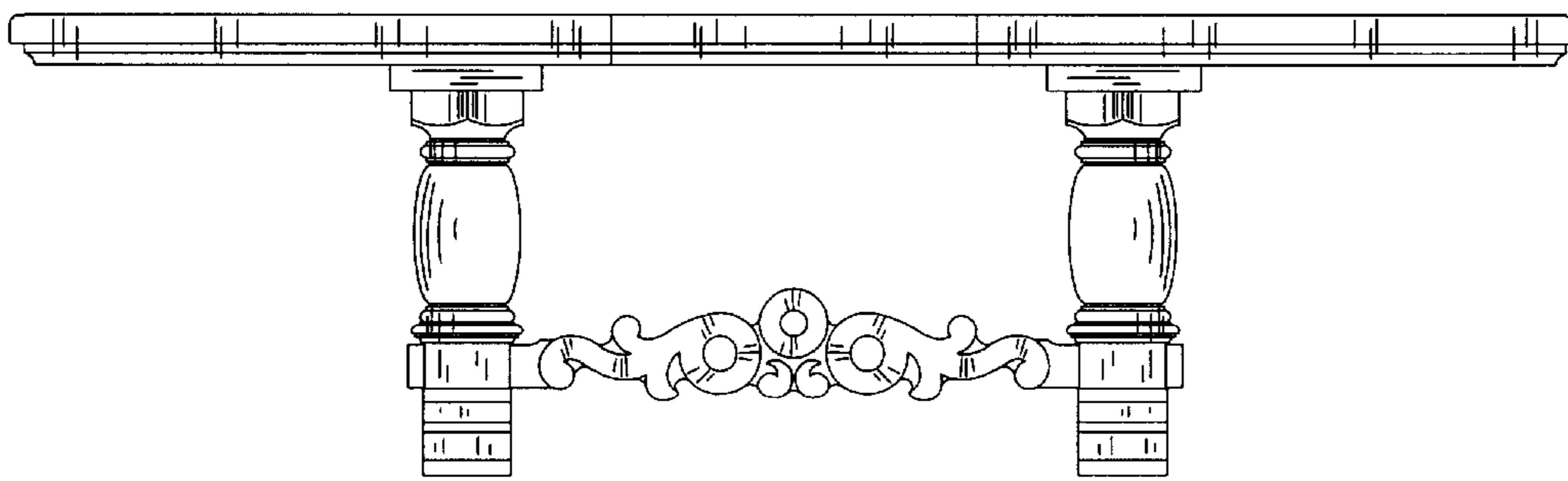


Fig. 3.

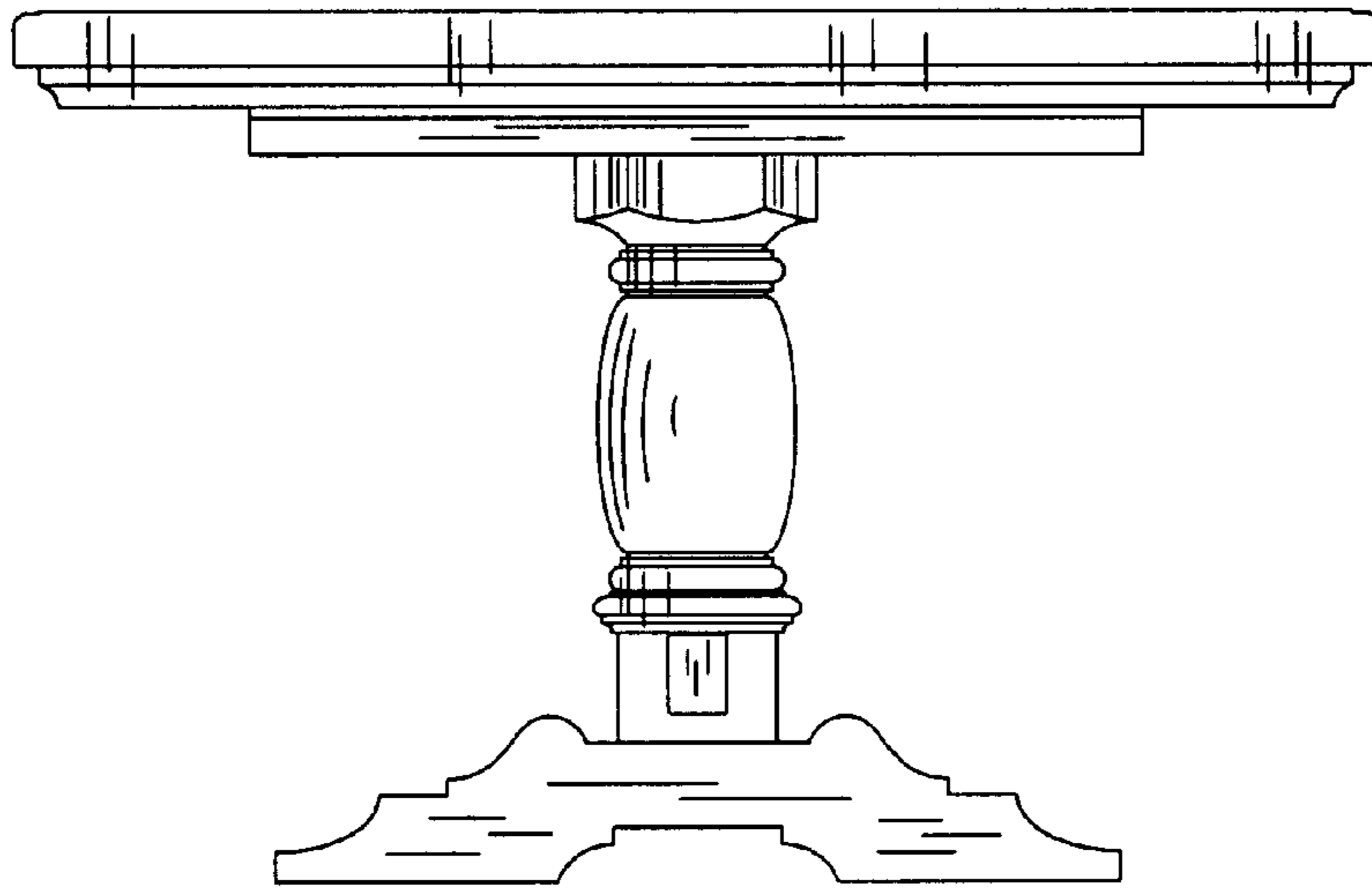


Fig.4.