



US00D531412S

(12) **United States Design Patent**  
**Wong**

(10) **Patent No.:** **US D531,412 S**  
(45) **Date of Patent:** **\*\* Nov. 7, 2006**

(54) **TOOTHBRUSH**

FOREIGN PATENT DOCUMENTS

(75) Inventor: **Peng Soon Wong**, Cheras (MY)

JP 2001070043 A \* 3/2001

(73) Assignee: **Sinorita Sendirian Berhad**, Selangor (MY)

OTHER PUBLICATIONS

(\*\*) Term: **14 Years**

WIPO DM/063096 Industrial Design Deposit, (Coronet-Werke GMBH) Feb. 27, 2003, [online], [retrieved on Jun. 6, 2006] Retrieved from Hague Express Design Database of the WIPO Intellectual Property Digital Library using the Internet <URL: <http://www.wipo.int/ipdl>>.\*

(21) Appl. No.: **29/252,091**

\* cited by examiner

(22) Filed: **Jan. 19, 2006**

(51) **LOC (8) Cl.** ..... **04-02**

*Primary Examiner*—Alan P. Douglas

(52) **U.S. Cl.** ..... **D4/104**

*Assistant Examiner*—Lavone D. Tabor

(58) **Field of Classification Search** ..... D4/104–112,  
D4/134, 136, 138; 15/110, 143.1, 167.1,  
15/167.2, 188, 207.2, DIG. 5, DIG. 6; 16/430,  
16/431; 132/308–311; 601/139, 141; 606/161,  
606/235

(74) *Attorney, Agent, or Firm*—Bacon & Thomas, PLLC

See application file for complete search history.

(57) **CLAIM**

The ornamental design for a toothbrush, as shown and described.

(56) **References Cited**

**DESCRIPTION**

U.S. PATENT DOCUMENTS

D420,515 S	*	2/2000	Van Gelder	.....	D4/104
D421,844 S	*	3/2000	Stark et al.	.....	D4/104
D483,569 S	*	12/2003	Wong	.....	D4/104
D494,370 S	*	8/2004	Wong	.....	D4/104
D502,603 S	*	3/2005	Seifert et al.	.....	D4/104
2004/0134007 A1	*	7/2004	Davies	.....	15/110
2005/0210612 A1	*	9/2005	Hohlbein et al.	.....	15/110
2006/0010628 A1	*	1/2006	Moskovich	.....	15/111
2006/0064833 A1	*	3/2006	Jacobs	.....	15/110

FIG. 1 is a front elevation view of my design for a toothbrush;

FIG. 2 is a rear view thereof;

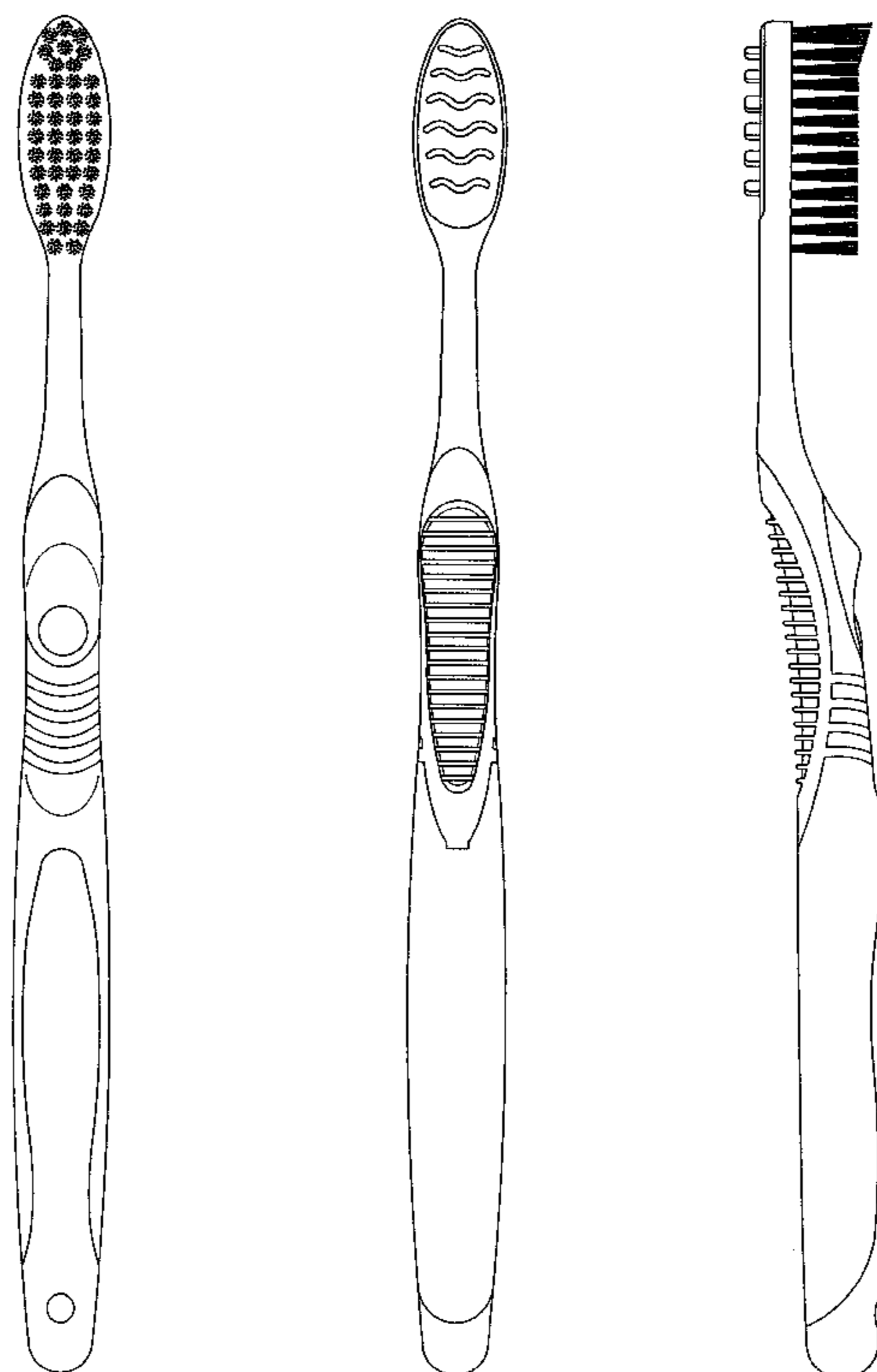
FIG. 3 is a left side view thereof, the right side being a mirror image thereof;

FIG. 4 is a front elevation view of a second embodiment of my design for a toothbrush, the shading denoting color;

FIG. 5 is a rear view thereof; and,

FIG. 6 is a left side view thereof, the right side being a mirror image thereof.

**1 Claim, 2 Drawing Sheets**



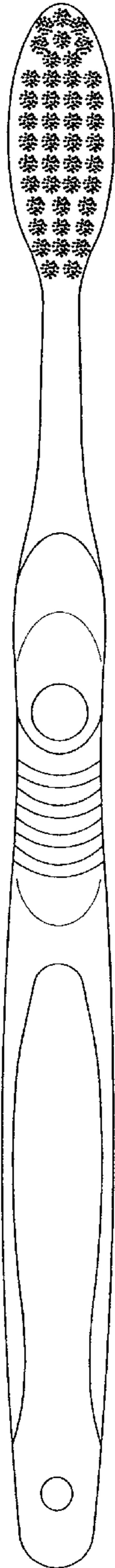


FIG. 1

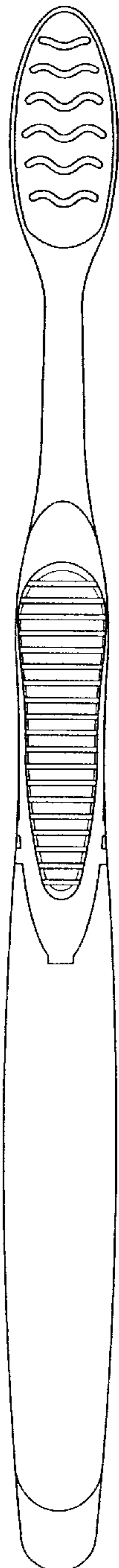


FIG. 2

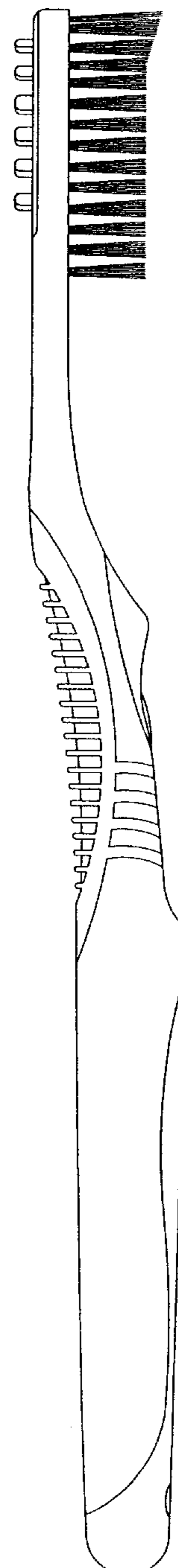


FIG. 3

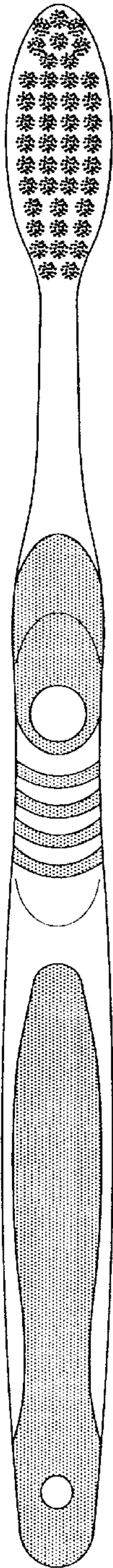


FIG. 4

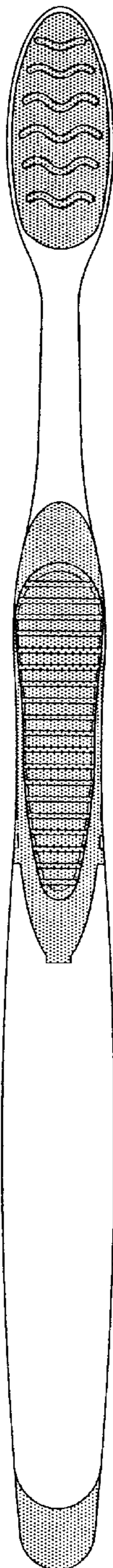


FIG. 5

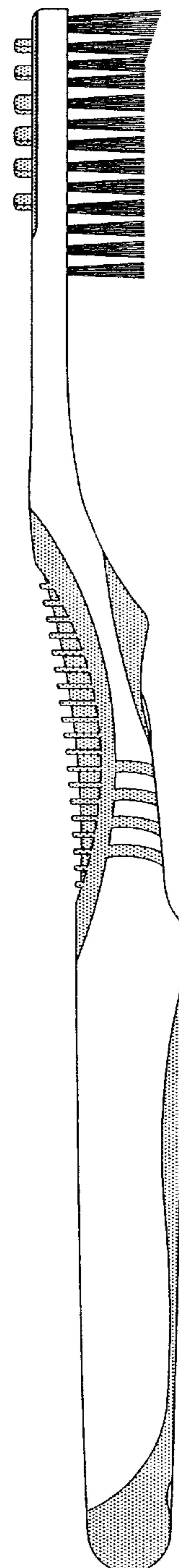


FIG. 6