



US00D531399S

(12) **United States Design Patent**
Olerud

(10) **Patent No.:** **US D531,399 S**

(45) **Date of Patent:** **** Nov. 7, 2006**

(54) **WALKING STICK**

(76) **Inventor:** **Sven Olerud**, Villa Malmen, 740
11Länna (SE)

(**) **Term:** **14 Years**

(21) **Appl. No.:** **29/198,343**

(22) **Filed:** **Jan. 27, 2004**

(30) **Foreign Application Priority Data**

Jul. 28, 2003 (SE) 03-0702

(51) **LOC (8) Cl.** **03-03**

(52) **U.S. Cl.** **D3/7**

(58) **Field of Classification Search** 135/65,
135/68, 72, 74, 75, 77, 80, 910, 911, 85, 912,
135/66; D8/300, 303; 362/101, 102; D3/5-17
See application file for complete search history.

(56) **References Cited**

U.S. PATENT DOCUMENTS

1,244,249	A	*	10/1917	Schlick	135/71
2,516,852	A	*	8/1950	Burry et al.	135/71
D187,450	S	*	3/1960	Maxwell	D3/9
D229,728	S	*	12/1973	Thomas	D3/9
D272,677	S	*	2/1984	Bove et al.	D3/9
D290,186	S	*	6/1987	Meunchen	D3/9
4,708,154	A	*	11/1987	Edwards	135/84
D307,666	S	*	5/1990	Fisher	D3/9
4,997,001	A	*	3/1991	DiCarlo	135/65
D349,144	S	*	7/1994	Greene	D21/775
5,339,849	A	*	8/1994	Stutz	135/66
5,533,536	A		7/1996	Hong	135/65
5,711,334	A	*	1/1998	Roux	135/65
D394,148	S	*	5/1998	Hosick	D3/8
5,755,245	A		5/1998	Van Helvoort	135/70

5,771,910	A	*	6/1998	Kluttz	135/68
D426,377	S	*	6/2000	Barnes et al.	D3/7
6,286,529	B1	*	9/2001	Olivera	135/82
D482,192	S	*	11/2003	Lewicki	D3/7
D485,675	S	*	1/2004	Selvig	D3/8

FOREIGN PATENT DOCUMENTS

DE	296 17 223	3/1997
DE	80 24 836	9/2000
EP	1136054	3/2001
EP	1106161	6/2001

* cited by examiner

Primary Examiner—Sandra S. Snapp

(74) *Attorney, Agent, or Firm*—David J. Roche; Baker & McKenzie LLP

(57) **CLAIM**

The ornamental design for a walking stick, as shown and described.

DESCRIPTION

FIG. 1 is a perspective view of a walking stick embodying my invention with support legs in an open position; FIG. 2 is a front elevational view thereof, the rear elevational view being the same; FIG. 3 is a left side elevational view thereof; FIG. 4 is a right side elevational view thereof; FIG. 5 is a top plan view thereof; FIG. 6 is a bottom plan view thereof; and, FIG. 7 is a perspective view of a walking stick embodying my invention with support legs in a retracted position; The broken lines shown in the drawings are for illustrative purposes only and form no part of the claimed design.

1 Claim, 3 Drawing Sheets

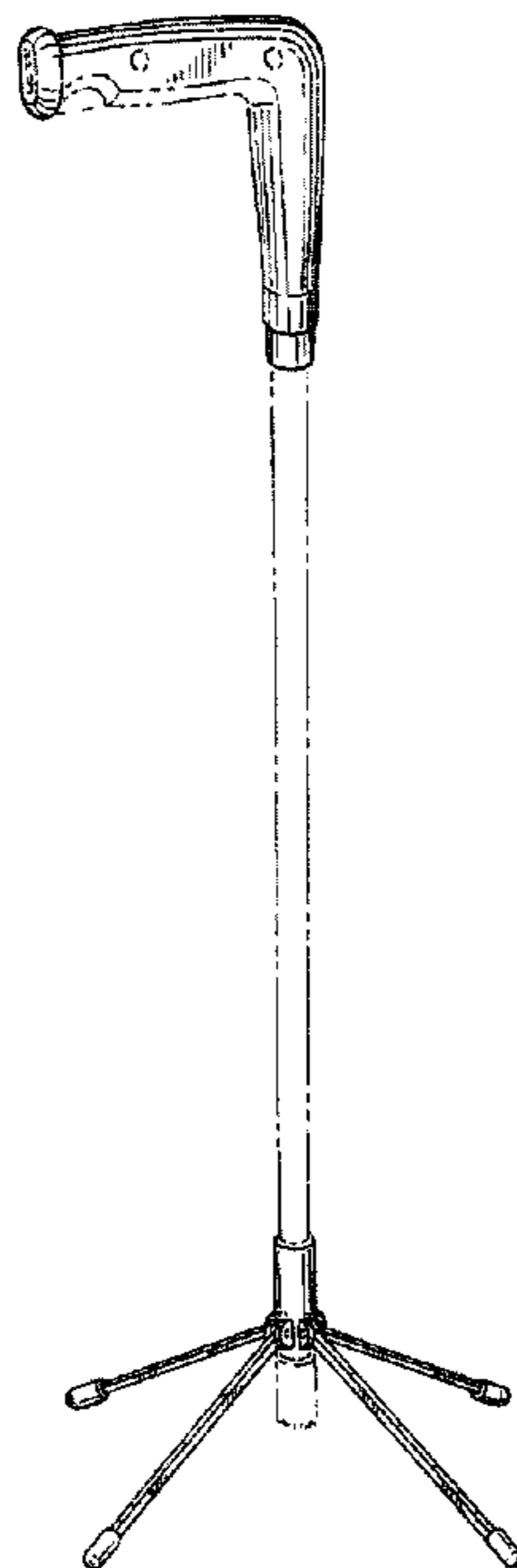


FIG. 1

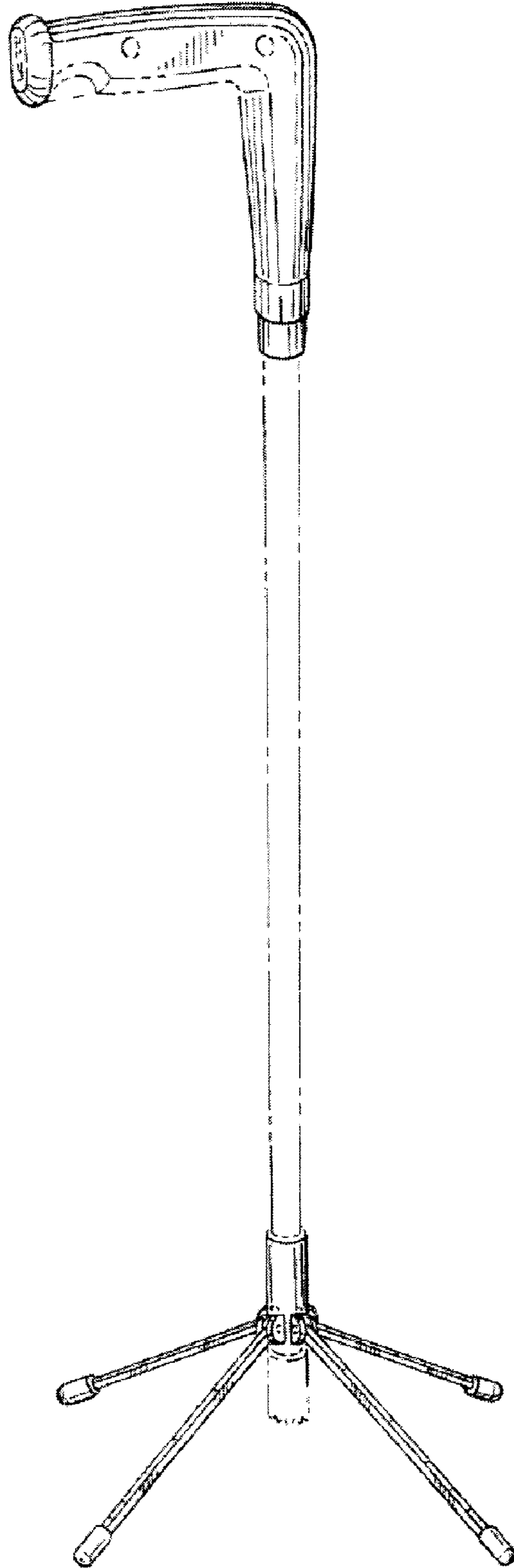


FIG. 7




FIG. 2




FIG. 3

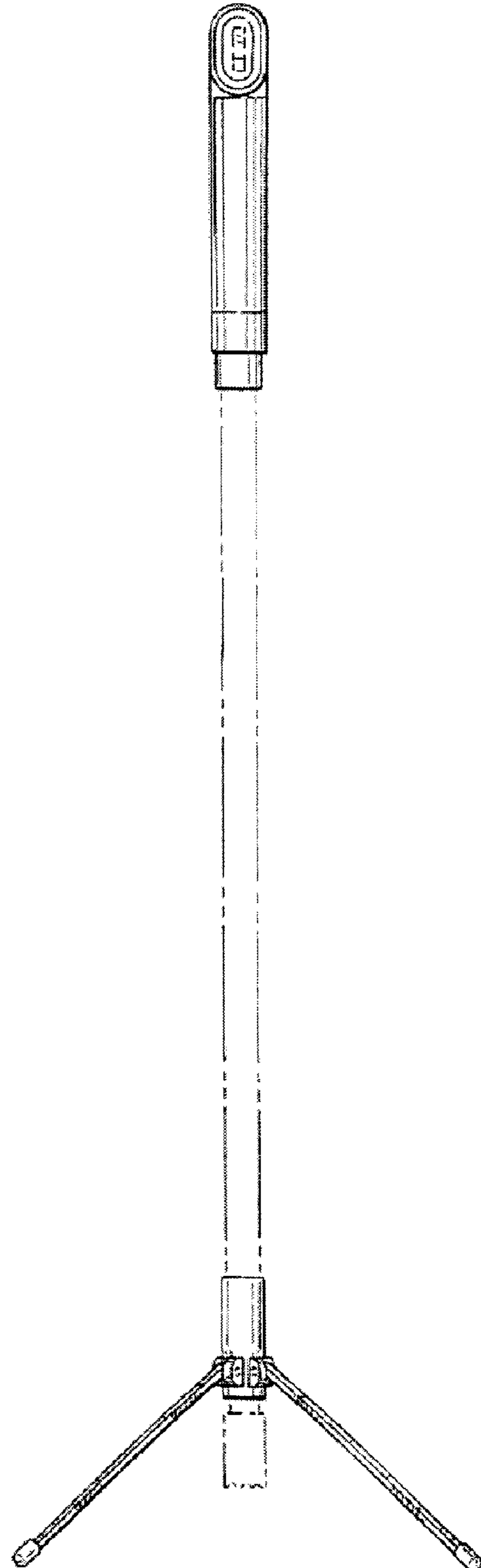


FIG. 4

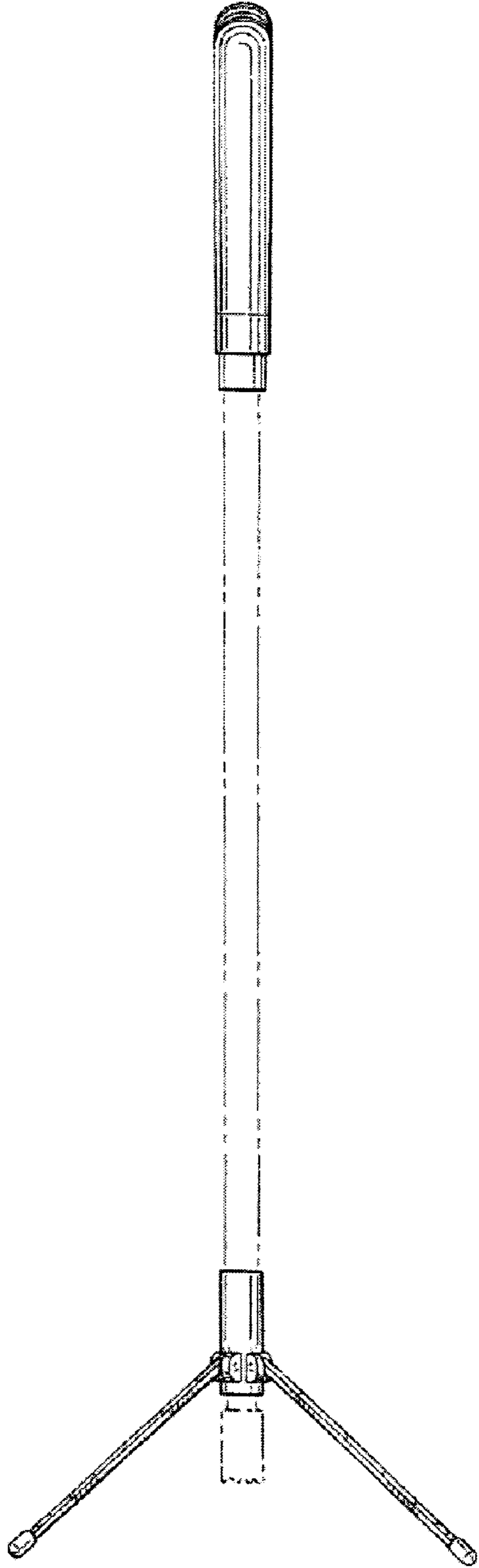


FIG. 5

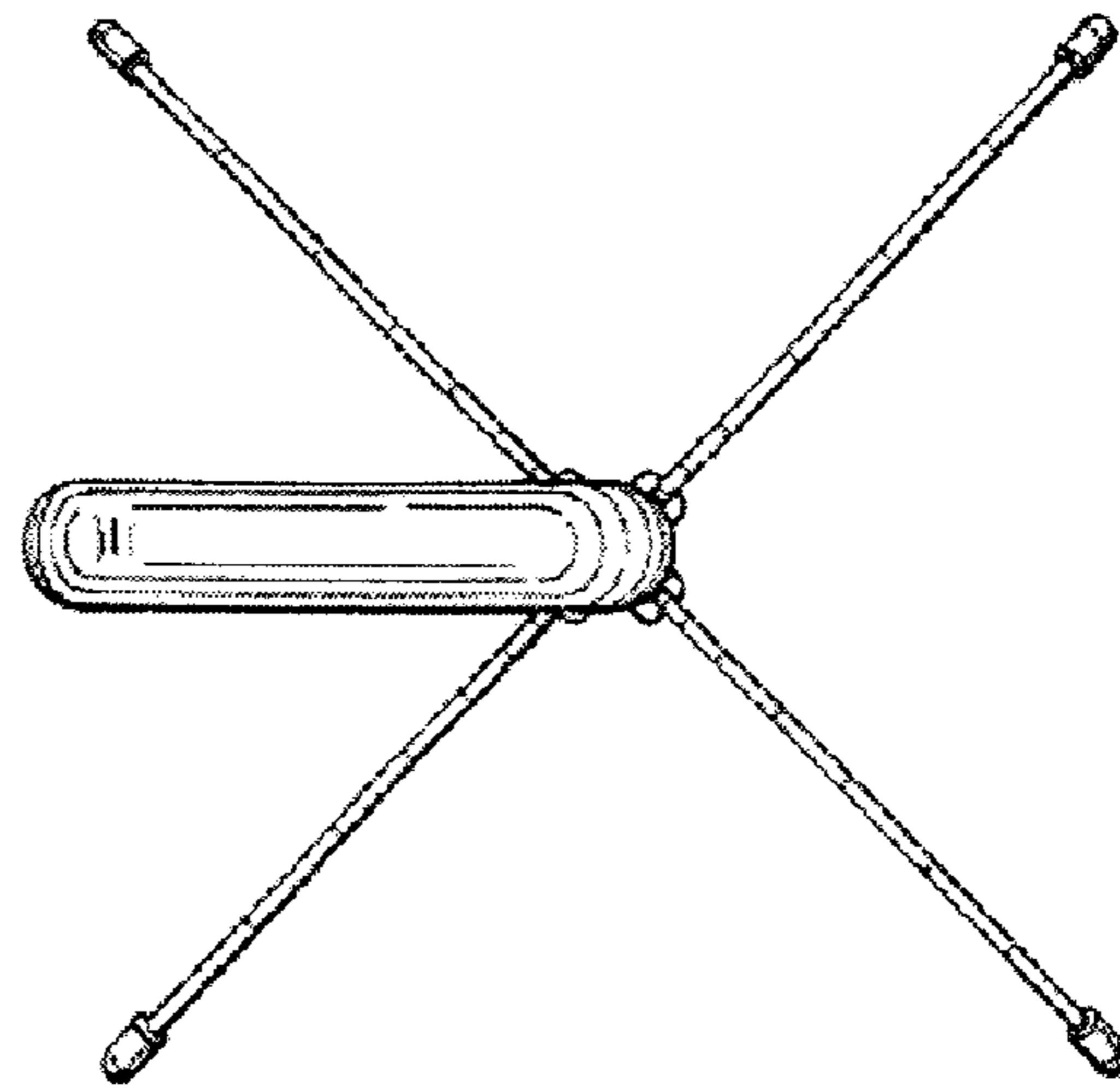


FIG. 6

