

US00D531396S

(12) **United States Design Patent**
Fallon

(10) **Patent No.:** **US D531,396 S**

(45) **Date of Patent:** **** Nov. 7, 2006**

(54) **PORTION OF A SHOE UPPER**

(75) Inventor: **Kevin Fallon**, Portland, OR (US)

(73) Assignee: **Nike, Inc.**, Beaverton, OR (US)

(**) Term: **14 Years**

(21) Appl. No.: **29/254,852**

(22) Filed: **Mar. 2, 2006**

(51) **LOC (8) Cl.** **02-99**

(52) **U.S. Cl.** **D2/972**

(58) **Field of Classification Search** D2/902,
D2/907, 908, 943, 944, 969, 972-974; 36/45,
36/50.1, 77 M, 77 R, 83, 88, 113, 114, 126-131
See application file for complete search history.

(56) **References Cited**

U.S. PATENT DOCUMENTS

D254,398 S * 3/1980 Finn D2/908
D273,340 S 4/1984 Gamm

(Continued)

OTHER PUBLICATIONS

Nike Footwear Catalog Holiday 2005, pp. 76, 77 and 78,
published Mar. 2005.

Nike Footwear Catalog Spring 2005, p. 79, published Jun.
2004.

Nike Footwear Catalog Holiday 2004, pp. 77 and 86,
published Mar. 2004.

Nike Footwear Catalog Fall 2004, pp. 49, 70, 84, 85 and 87,
published Nov. 2003.

Nike Footwear Catalog Holiday 2003, p. 9, published Mar.
2003.

Nike Footwear Catalog Fall 2003, p. W103, published Nov.
2002.

Nike Footwear Catalog Late Spring 2003, p. W40, published
Sep. 2002.

Nike Footwear Catalog Holiday 2002, p. 95, published Mar.
2002.

Nike Footwear Catalog Late Spring 2001, p. 27, published
Sep. 2000.

Nike Footwear Catalog Holiday 2000, pp. 31, W41 and
W43, published Mar. 2000.

Nike Footwear Catalog Fall 2000#2, pp. 36, 43 and 49,
published Nov. 1999.

Nike Footwear Catalog Fall 2000#2, p. W9, published Nov.
1999.

Nike Footwear Catalog Fall 1999, pp. M36, W24 and W27,
published Nov. 1998.

Nike Footwear Catalog Spring 1999, pp. M37 and M46,
published Jun. 1998.

Nike Footwear Catalog Holiday 1998, p. M87, published
Feb. 1998.

Nike Footwear Catalog Fall 1998, pp. 88 and 90, published
Dec. 1997.

Nike Footwear Catalog Spring 1998, p. 41, published Jun.
1997.

Nike Footwear Catalog Holiday 1998, pp. W38 and W83,
published Feb. 1998.

Primary Examiner—Dominic Simone

(74) *Attorney, Agent, or Firm*—Banner & Witcoff, Ltd

(57) **CLAIM**

The ornamental design for a portion of a shoe upper, as
shown and described.

DESCRIPTION

FIG. 1 is a perspective view of a portion of a shoe upper
showing my new design;

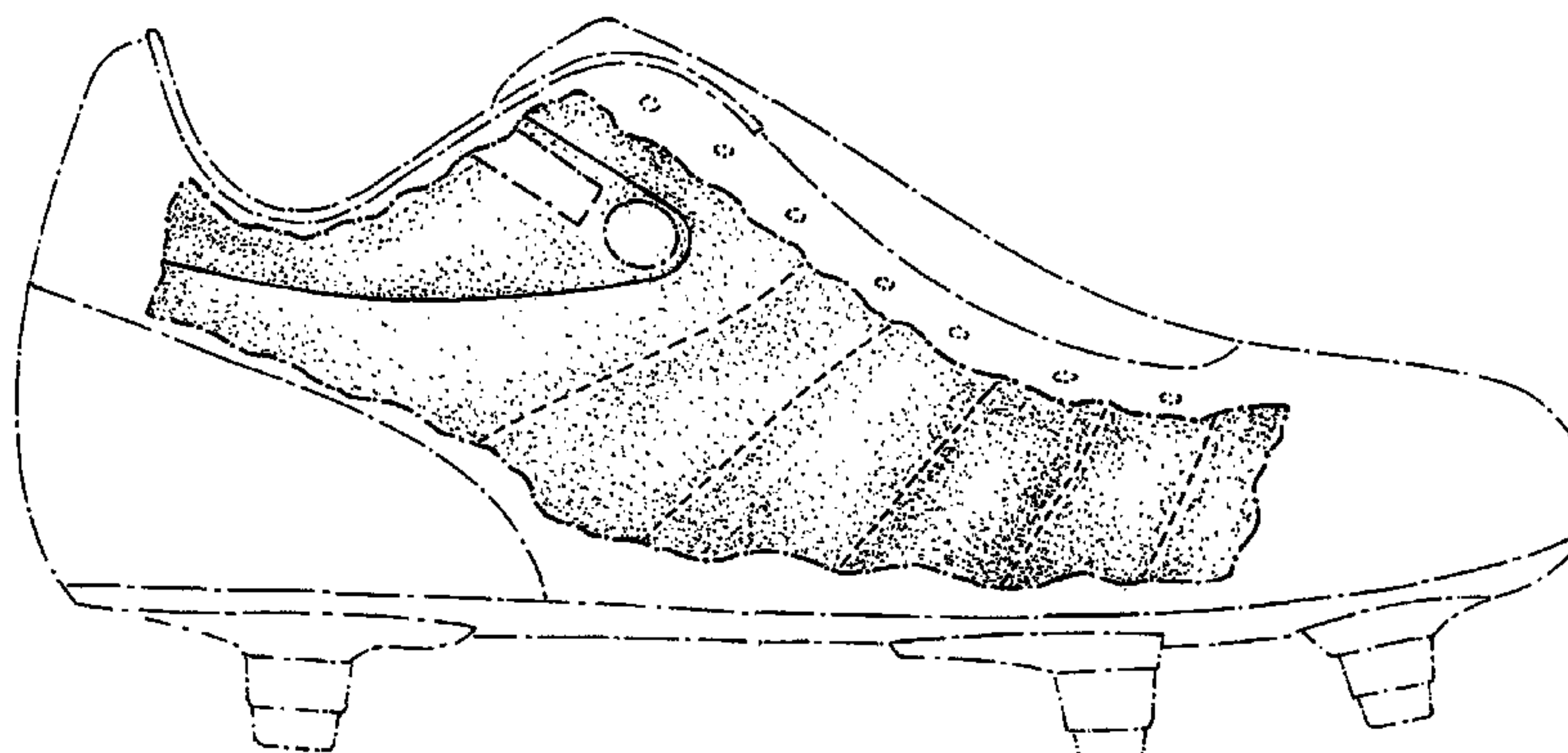
FIG. 2 is a side view thereof;

FIG. 3 is a front view thereof; and,

FIG. 4 is a top view thereof.

The even broken lines in the shaded area represent stitching.
The uneven broken line immediately adjacent to the shaded
area represents an unclaimed boundary of the design. The
uneven broken line showing of rectangular and circular
regions in the shaded area form no part of the claimed
design. The uneven broken line showing of the remainder of
the shoe is for illustrative purposes only and forms no part
of the claimed design.

1 Claim, 4 Drawing Sheets



US D531,396 S

Page 2

U.S. PATENT DOCUMENTS

D278,186 S	4/1985	Michaeli		D432,295 S	10/2000	Selbiger	
D278,758 S	5/1985	Michaeli		D432,774 S	10/2000	Avar	
D380,080 S	6/1997	Avar		D440,753 S	* 4/2001	Morris D2/972
D383,292 S	9/1997	Smith, III		D446,922 S	8/2001	Yang	
D393,361 S	4/1998	Rask		D474,882 S	* 5/2003	Cooper D2/972
D395,348 S	* 6/1998	Smith, III D2/972	D476,473 S	7/2003	Clegg	
D395,745 S	7/1998	Rask		D492,096 S	6/2004	Sanchez et al.	
D408,981 S	5/1999	Smith		D495,867 S	9/2004	Avar	
D414,598 S	10/1999	Lupo		D499,872 S	* 12/2004	Wozniak D2/972
D431,712 S	10/2000	Wilson		D516,798 S	* 3/2006	Blakeslee D2/972

* cited by examiner

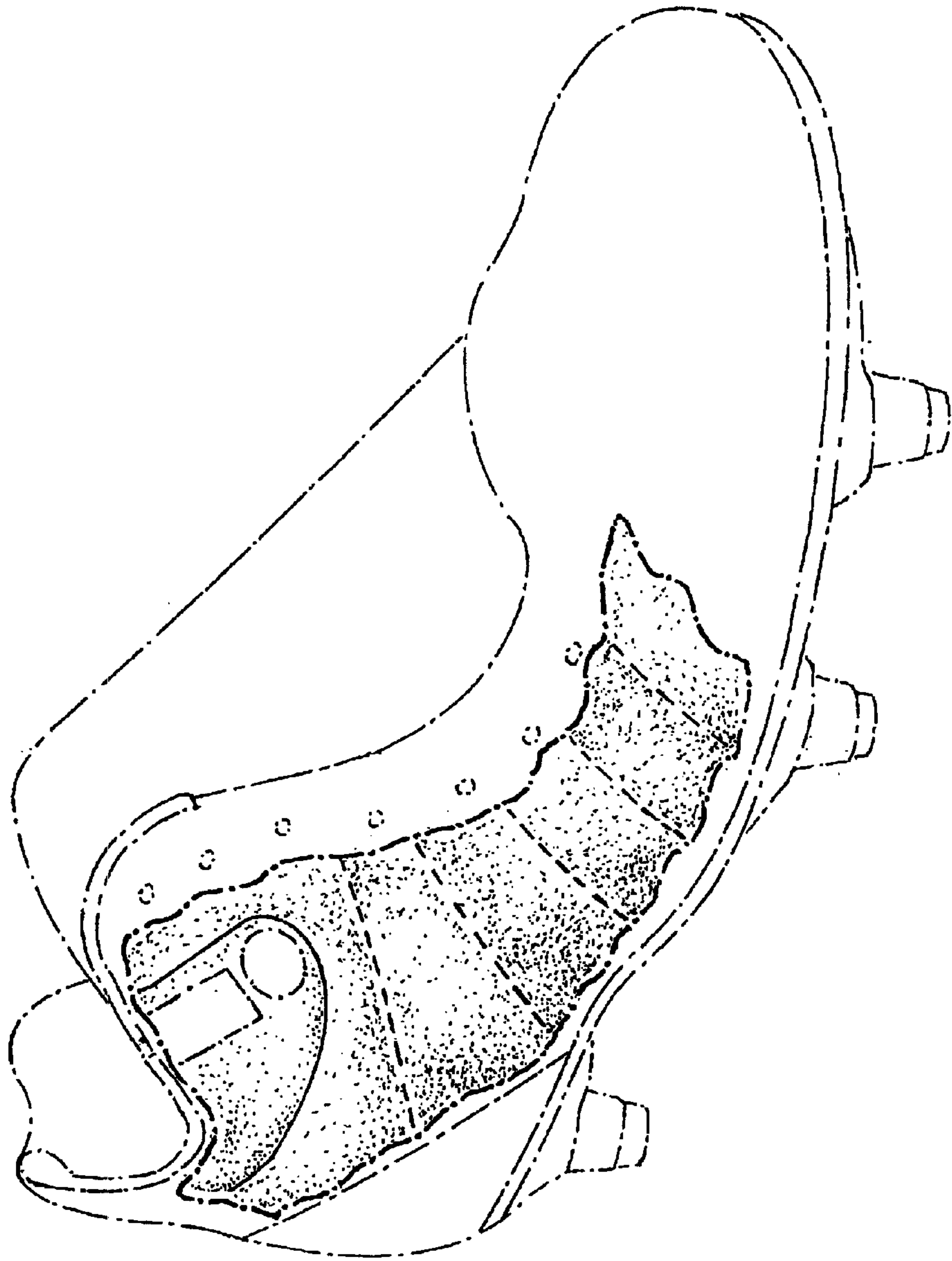


FIG. 1

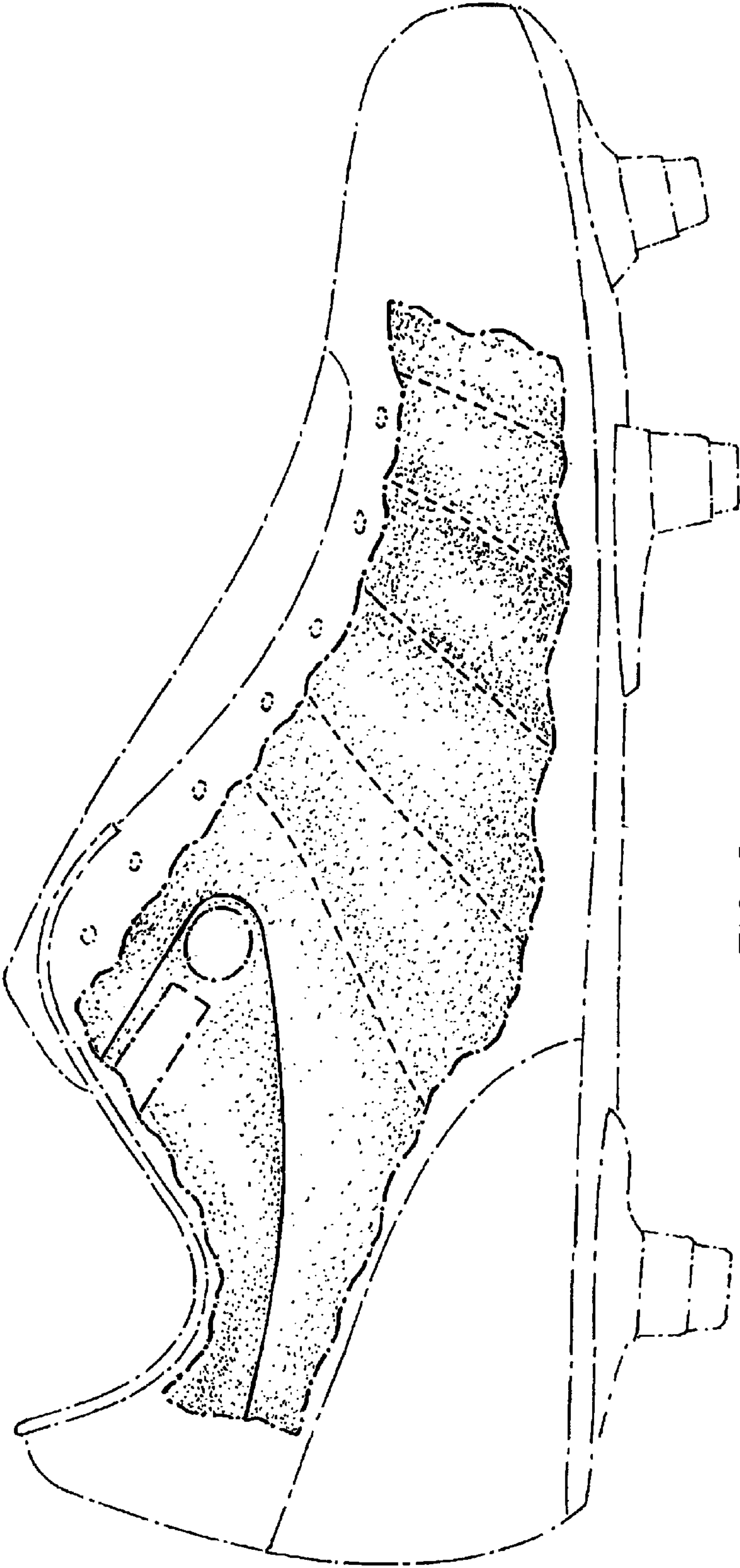


FIG. 2

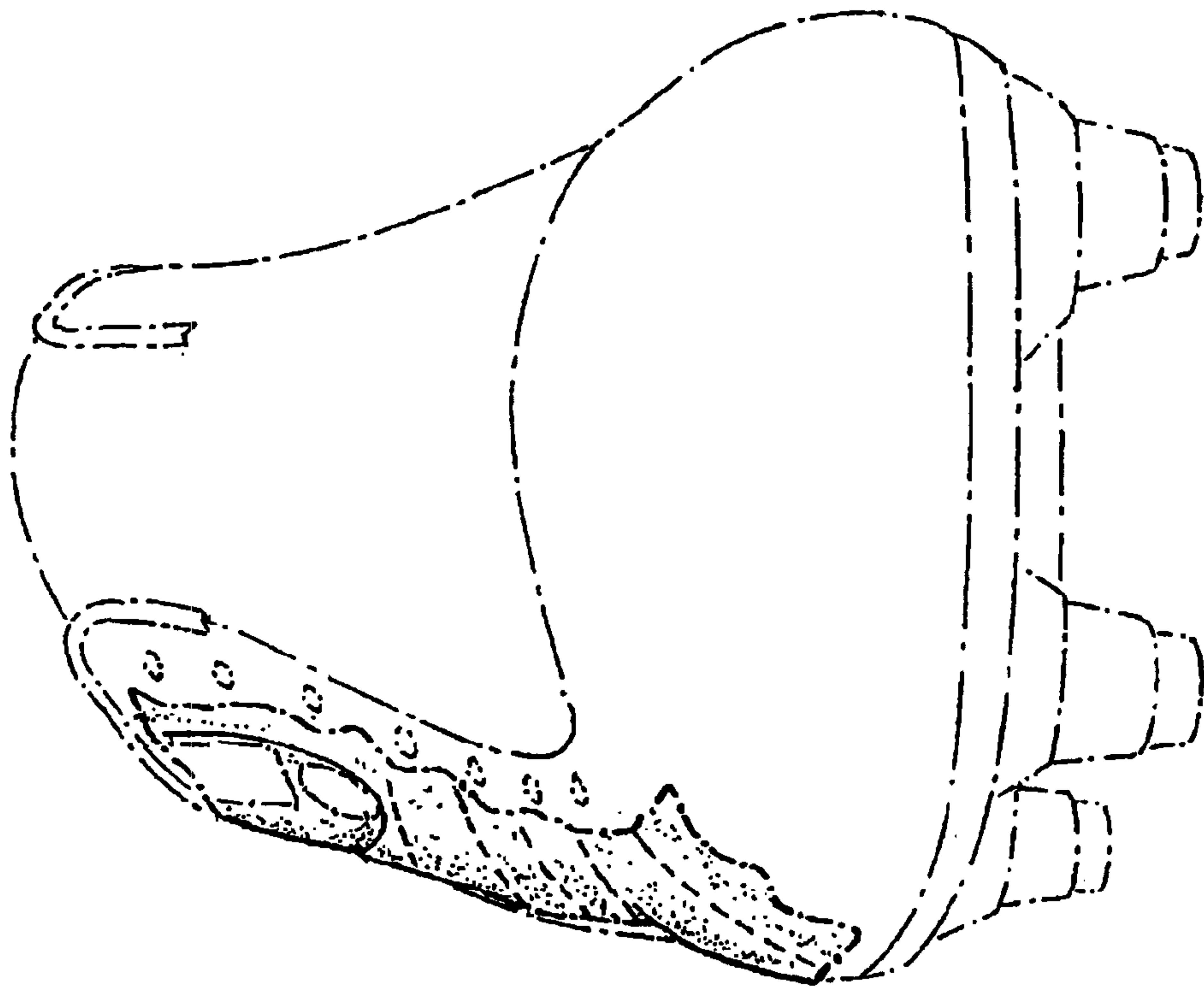


FIG. 3

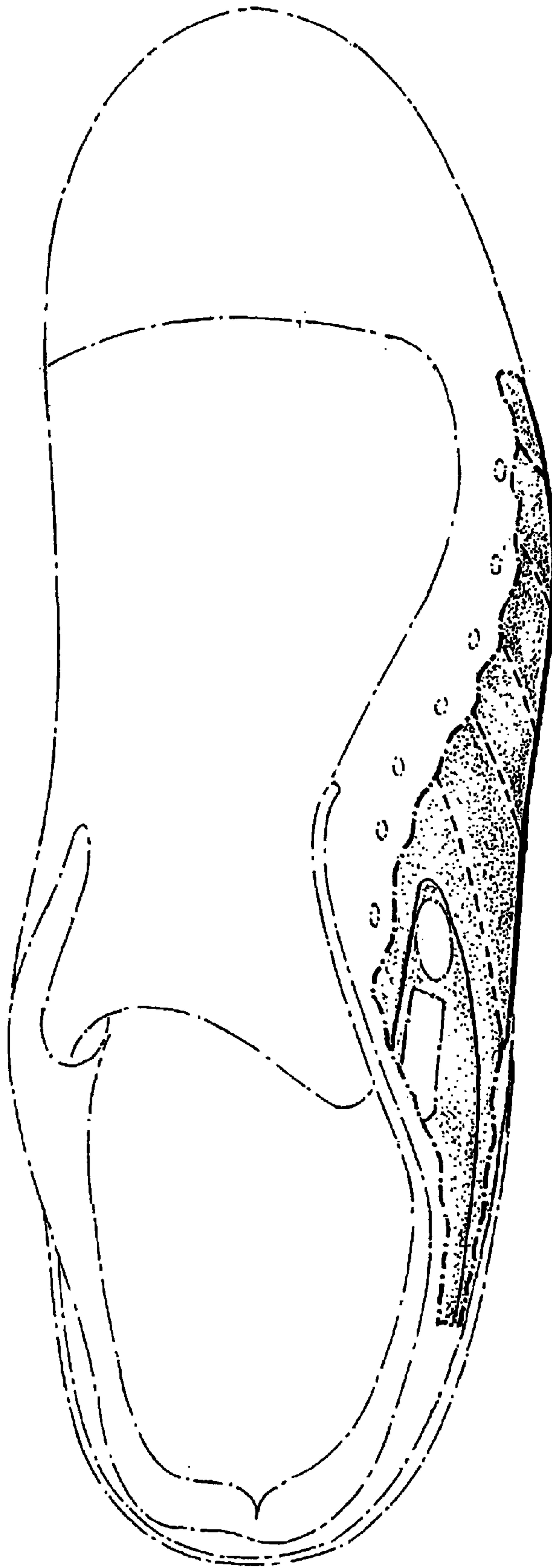


FIG. 4