



US00D531393S

(12) **United States Design Patent** (10) **Patent No.:** **US D531,393 S**
McClaskie (45) **Date of Patent:** **** Nov. 7, 2006**

(54) **OUTSOLE FOR A SHOE** 4,562,652 A 1/1986 Hensler 36/102
4,908,963 A 3/1990 Krajcir et al. 36/77
(75) Inventor: **Thomas E. McClaskie**, Bethlehem, PA 4,995,174 A 2/1991 Hong et al. 36/72
(US) 5,048,203 A 9/1991 Kling 36/32
D330,802 S * 11/1992 Edmund et al. D2/952
(73) Assignee: **Columbia Insurance Company**, 5,185,944 A 2/1993 Okajima 36/45
Omaha, NE (US) 5,499,459 A 3/1996 Tomaro 36/10
5,526,584 A 6/1996 Bleimhofer et al. 36/10
(**) Term: **14 Years** 5,738,937 A 4/1998 Baychar 428/316.6
D480,203 S * 10/2003 Matis et al. D2/952
(21) Appl. No.: **29/215,129** D495,121 S * 8/2004 McClaskie D2/952
D495,856 S * 9/2004 McClaskie D2/952
(22) Filed: **Oct. 14, 2004** D511,609 S * 11/2005 Magro et al. D2/908
D513,839 S * 1/2006 McClaskie D2/952

(51) **LOC (8) Cl.** **02-04**
(52) **U.S. Cl.** **D2/952; D2/949; D2/960**
(58) **Field of Classification Search** D2/902,
D2/946-949, 951-960; D5/6; 36/3 B, 22 R,
36/24.5, 25 R, 28, 32 R, 34 R, 67 A, 59 C
See application file for complete search history.

* cited by examiner

Primary Examiner—Celia A. Murphy
(74) *Attorney, Agent, or Firm*—St. Onge Steward Johnston
& Reens LLC

(57) **CLAIM**

I claim the ornamental design for an outsole for a shoe, as shown and described.

(56) **References Cited**

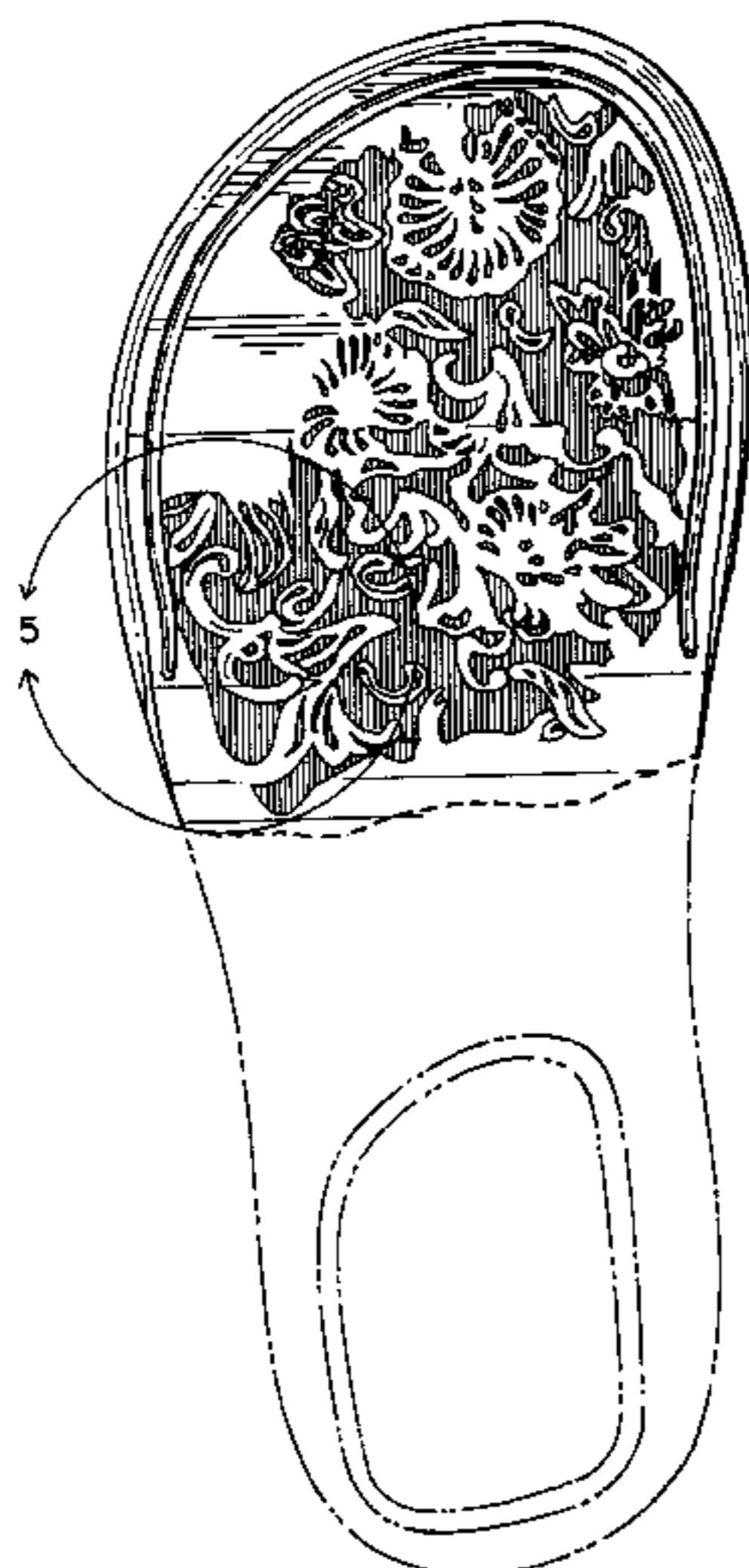
U.S. PATENT DOCUMENTS

D24,048 S * 2/1895 Werner D5/6
D26,137 S * 9/1896 Booz D5/6
D26,604 S * 2/1897 Stewart D5/6
D41,650 S * 8/1911 Reith D5/6
D60,905 S * 4/1922 Dowling D5/6
1,974,543 A 9/1934 Raymond
2,046,217 A 6/1936 Strauss
2,079,237 A 5/1937 Allard
2,160,768 A 5/1939 Wasser
2,344,069 A 3/1944 Wasser
D144,330 S * 4/1946 Walter D5/6
3,091,871 A 6/1963 Tronche
3,175,310 A 3/1965 MacQuaid
3,175,311 A 3/1965 MacQuaid
3,191,321 A 6/1965 Brutting
3,213,551 A 10/1965 Krauss
3,407,518 A 10/1968 MacQuaid et al.
3,525,165 A 8/1970 Randall, Jr.
3,561,142 A 2/1971 Streit, Sr. et al.
4,231,170 A 11/1980 Griswold 36/72
4,366,629 A 1/1983 Scherz 36/4

DESCRIPTION

FIG. 1 is a bottom view of an outsole for a shoe showing my new design;
FIG. 2 is a left side view of the outsole in accordance with the new design shown in FIG. 1;
FIG. 3 is a right side view of the outsole in accordance with the new design shown in FIGS. 1-2;
FIG. 4 is a front view of the outsole in accordance with the new design shown in FIGS. 1-3; and,
FIG. 5 is an enlarged perspective view of the area referenced as "5" in FIG. 1.
The broken lines showing a shoe upper in FIGS. 1-4 represent the portions of the design that form no part of the claim. The broken wavy line immediately adjacent to the claimed surface in FIGS. 1-3, and 5 represents the boundary of the design with the broken line itself forming no part of the claim.

1 Claim, 4 Drawing Sheets



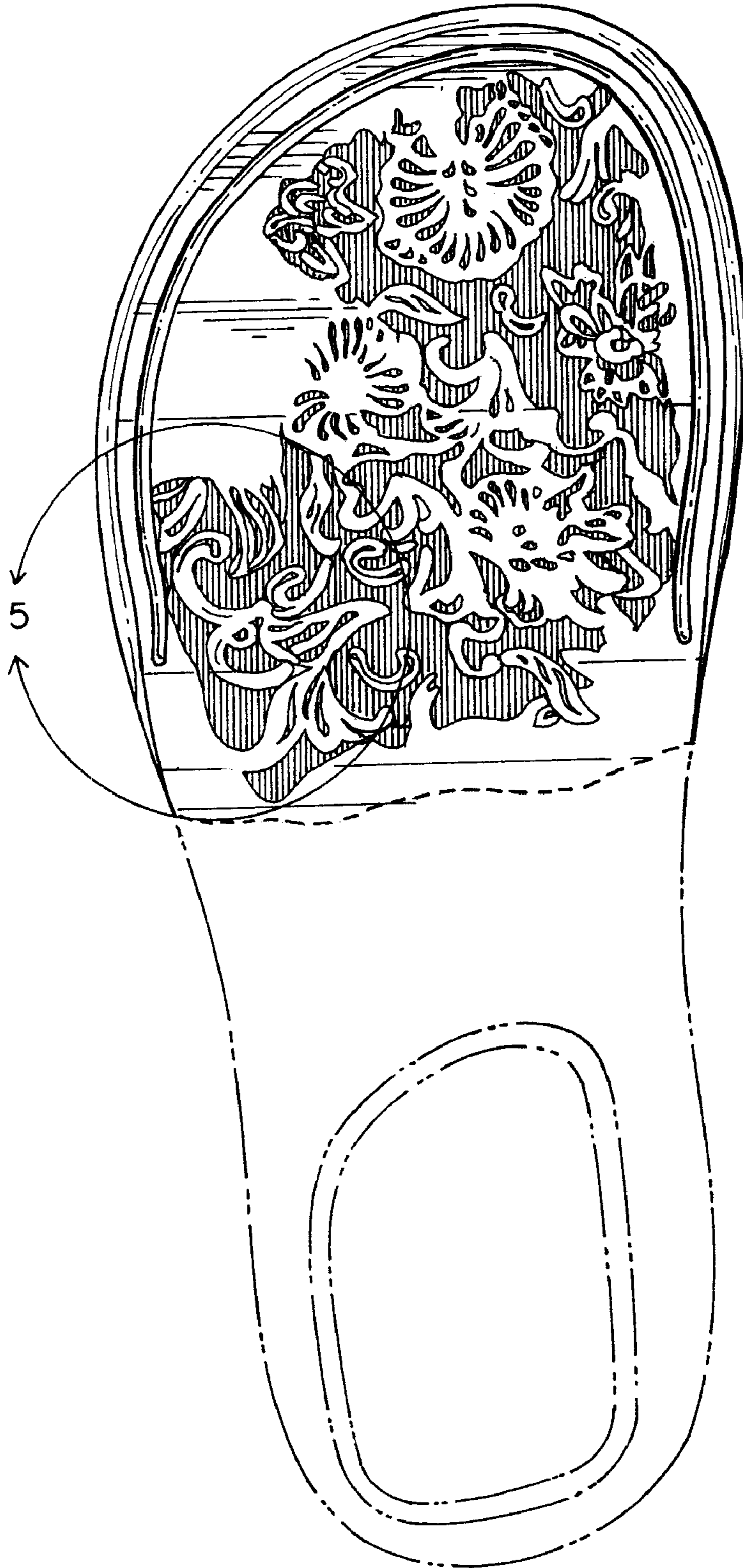


FIG. 1

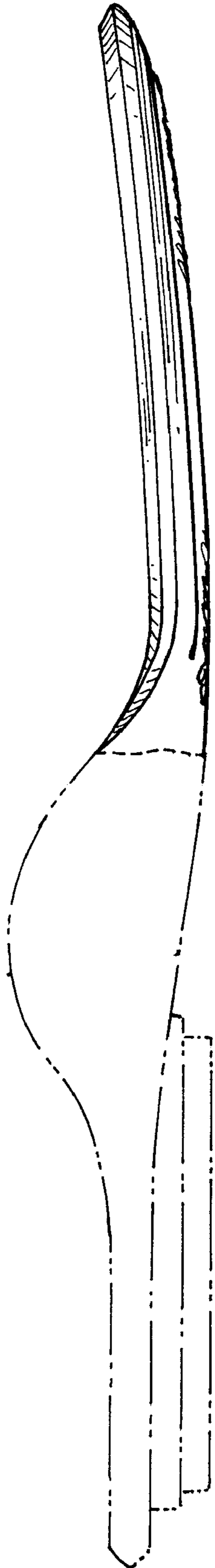


FIG. 2




FIG. 3

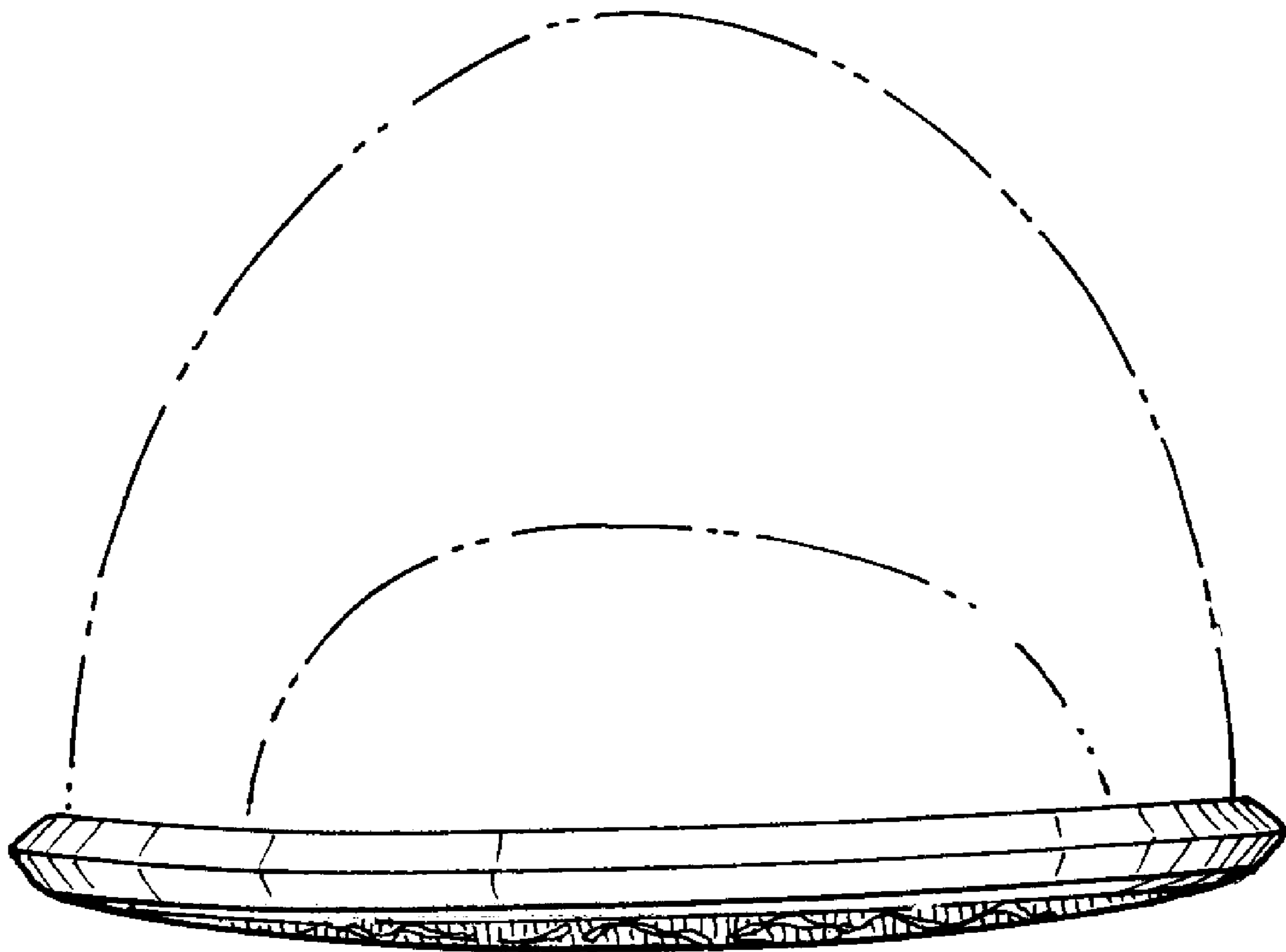


FIG. 4

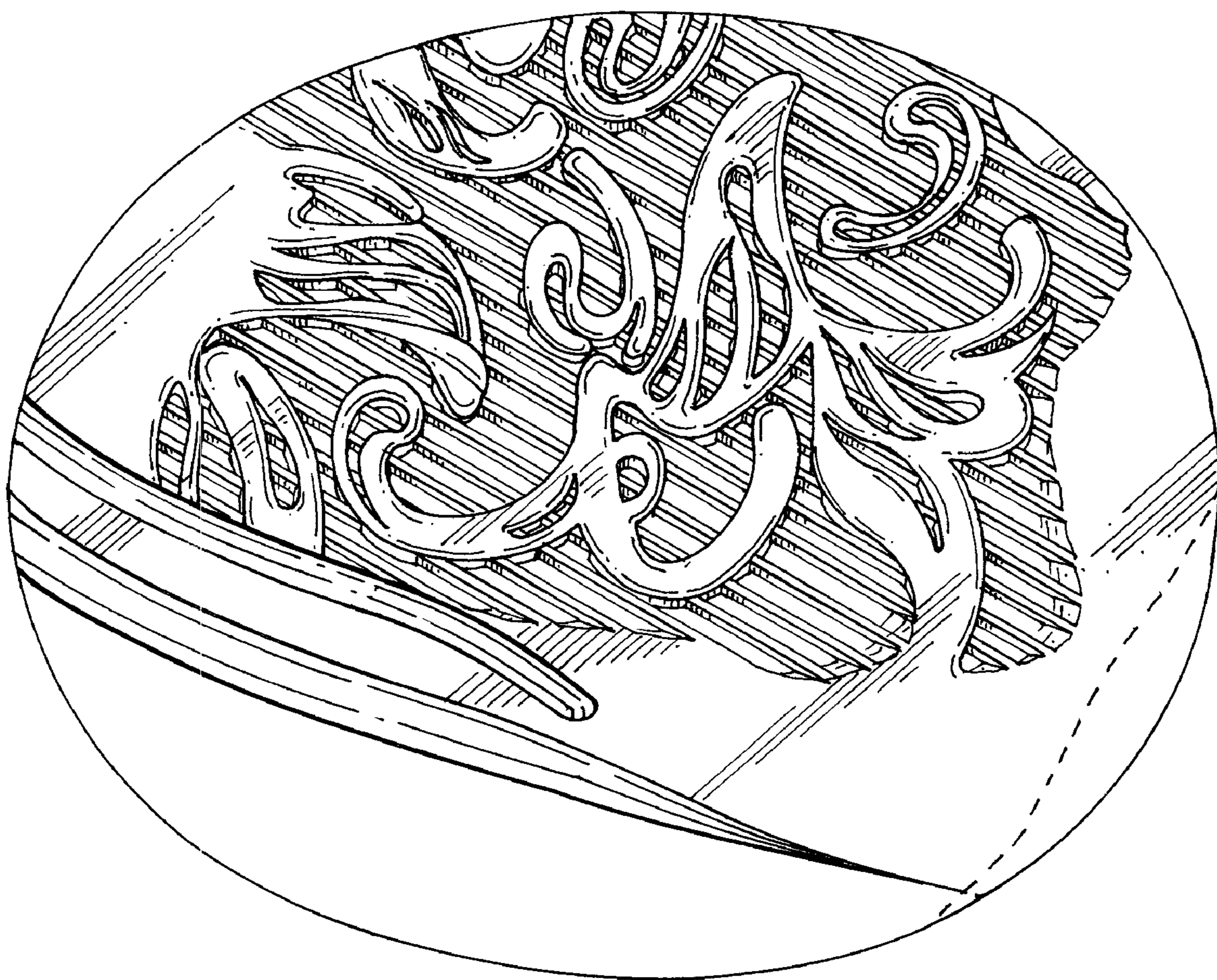


FIG. 5