

US00D531385S

(12) **United States Design Patent**  
**Lund**

(10) **Patent No.:** **US D531,385 S**

(45) **Date of Patent:** **\*\* Nov. 7, 2006**

(54) **REVERSIBLE NECK AND FACE WARMER**

(76) Inventor: **Julie Lund**, 17386 Ames Trail,  
Farubault, MN (US) 55021

(\*\*) Term: **14 Years**

(21) Appl. No.: **29/239,350**

(22) Filed: **Sep. 30, 2005**

(51) **LOC (8) Cl.** ..... **02-05**

(52) **U.S. Cl.** ..... **D2/500; D2/600**

(58) **Field of Classification Search** ..... D2/500,  
D2/501, 600; 2/91, 206, 108, 209.11, 10,  
2/468; D29/108, 112; 128/206.19, 206.27,  
128/205.27, 205.29, 206.12

See application file for complete search history.

(56) **References Cited**

**U.S. PATENT DOCUMENTS**

766,963 A	8/1904	Murray	
3,449,766 A	6/1969	Garber et al.	
D239,218 S	* 3/1976	Fortson	..... D29/108
4,300,240 A	11/1981	Edwards	
D278,854 S	* 5/1985	Protto	..... D2/500
4,718,123 A	* 1/1988	Petropoulos	..... 2/91
5,035,006 A	7/1991	Hetz et al.	
5,058,211 A	10/1991	Hanks	
D327,339 S	6/1992	Rasmussen et al.	
5,214,804 A	6/1993	Carey et al.	
5,628,308 A	5/1997	Harges, Jr. et al.	

5,704,068 A	1/1998	Martin
5,823,188 A	10/1998	Harges, Jr. et al.
6,088,838 A	7/2000	Sontag
6,282,722 B1	9/2001	Pogachar
6,338,340 B1	1/2002	Finch et al.
6,442,763 B1	9/2002	Larson et al.
6,481,020 B1	11/2002	Kirkland
6,523,182 B1	2/2003	Brawner
6,754,909 B1	6/2004	Samelian
6,928,657 B1	8/2005	Bell et al.

\* cited by examiner

*Primary Examiner*—Paula A. Greene

(74) *Attorney, Agent, or Firm*—Tipton L. Randall

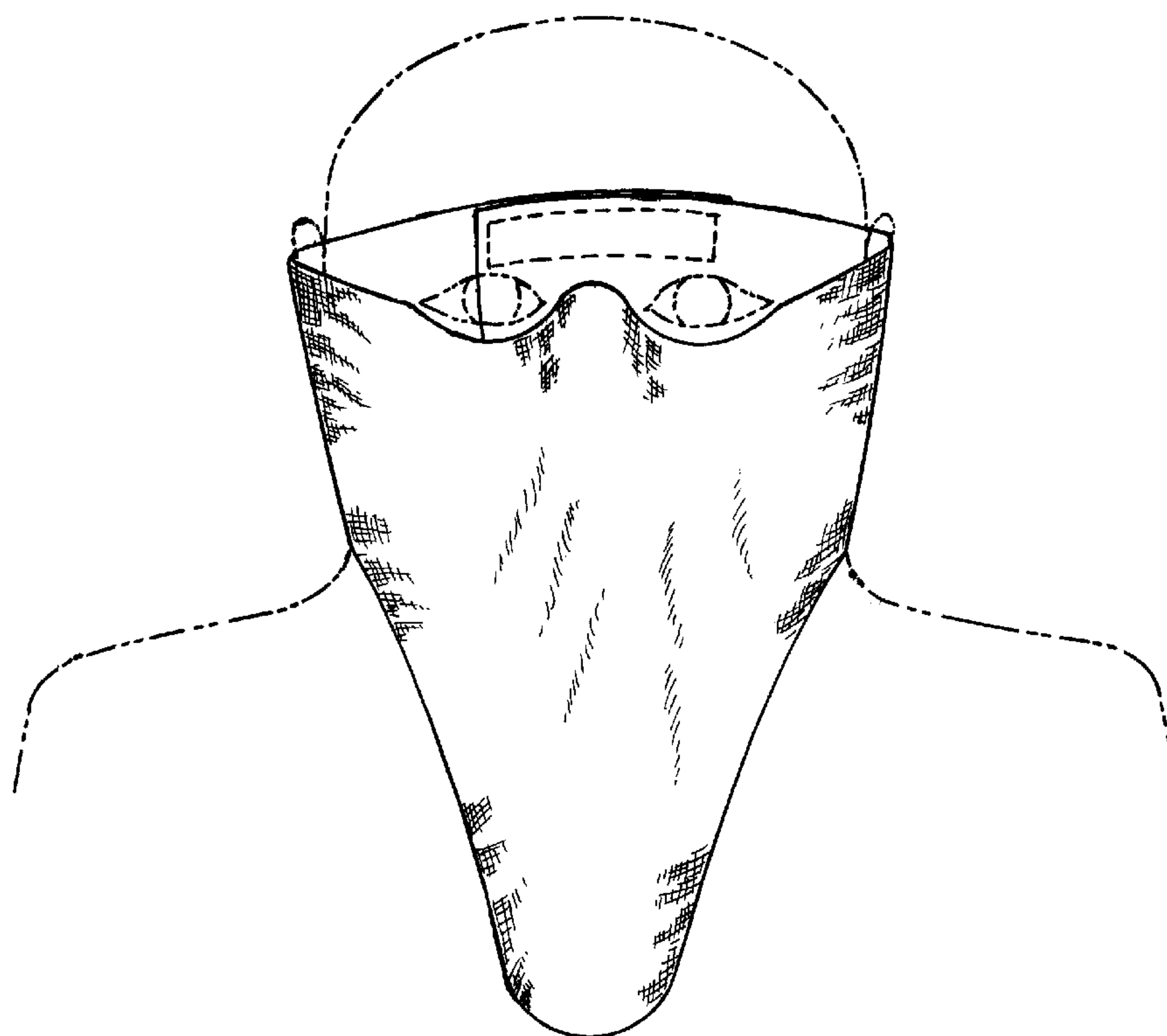
(57) **CLAIM**

The ornamental design for a reversible neck and face warmer, as shown and described.

**DESCRIPTION**

FIG. 1 is a front perspective view of a reversible neck and face warmer showing my new design, the head and body shown in broken lines is for illustrative purposes only and forms no part of the claimed design; FIG. 2 is front elevational view thereof; FIG. 3 is a rear elevational view thereof; FIG. 4 is a right side elevational view thereof; FIG. 5 is a left side elevational view thereof; FIG. 6 is a top plan view thereof; and, FIG. 7 is bottom plan view thereof.

**1 Claim, 7 Drawing Sheets**



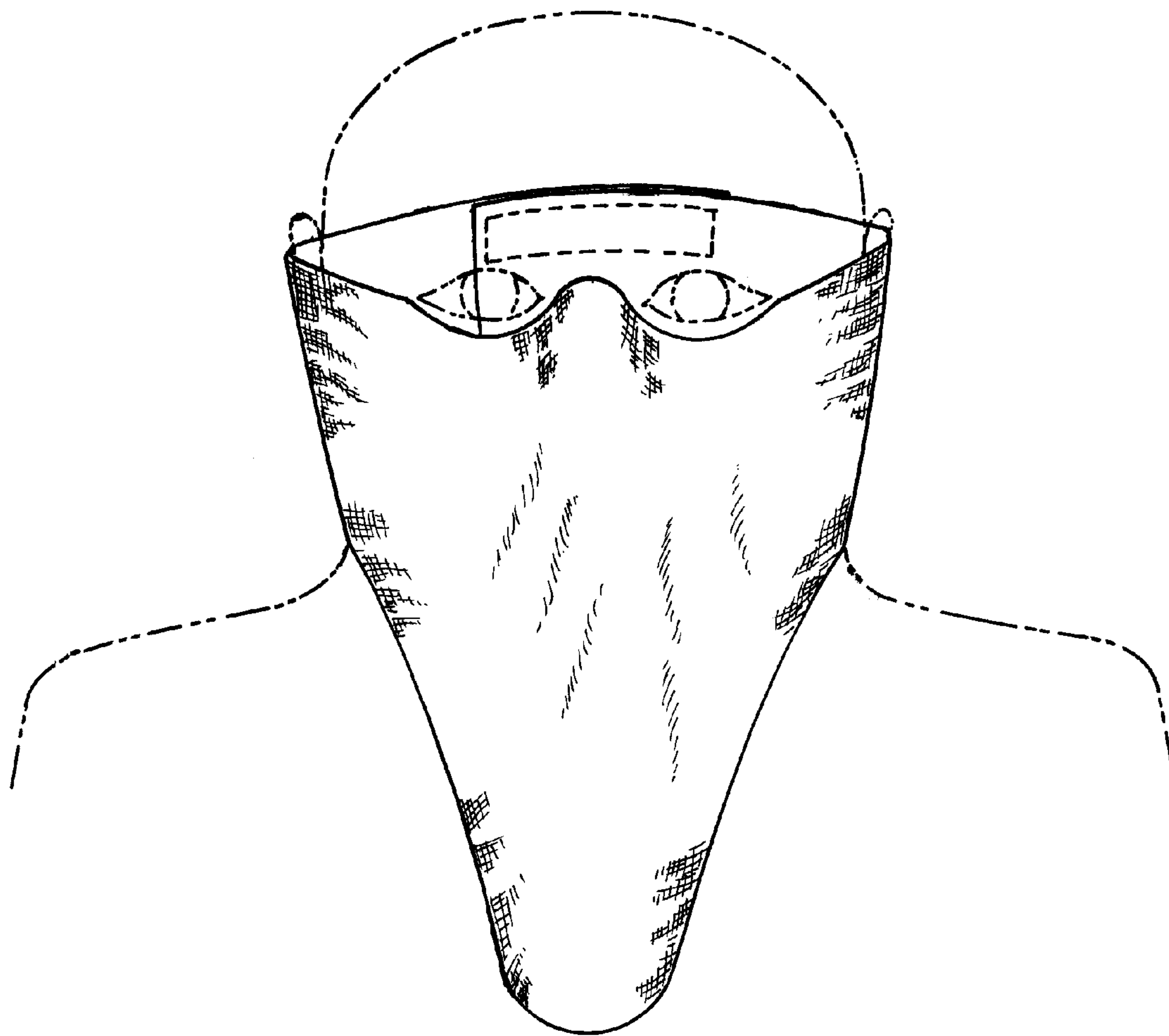


FIG. 1

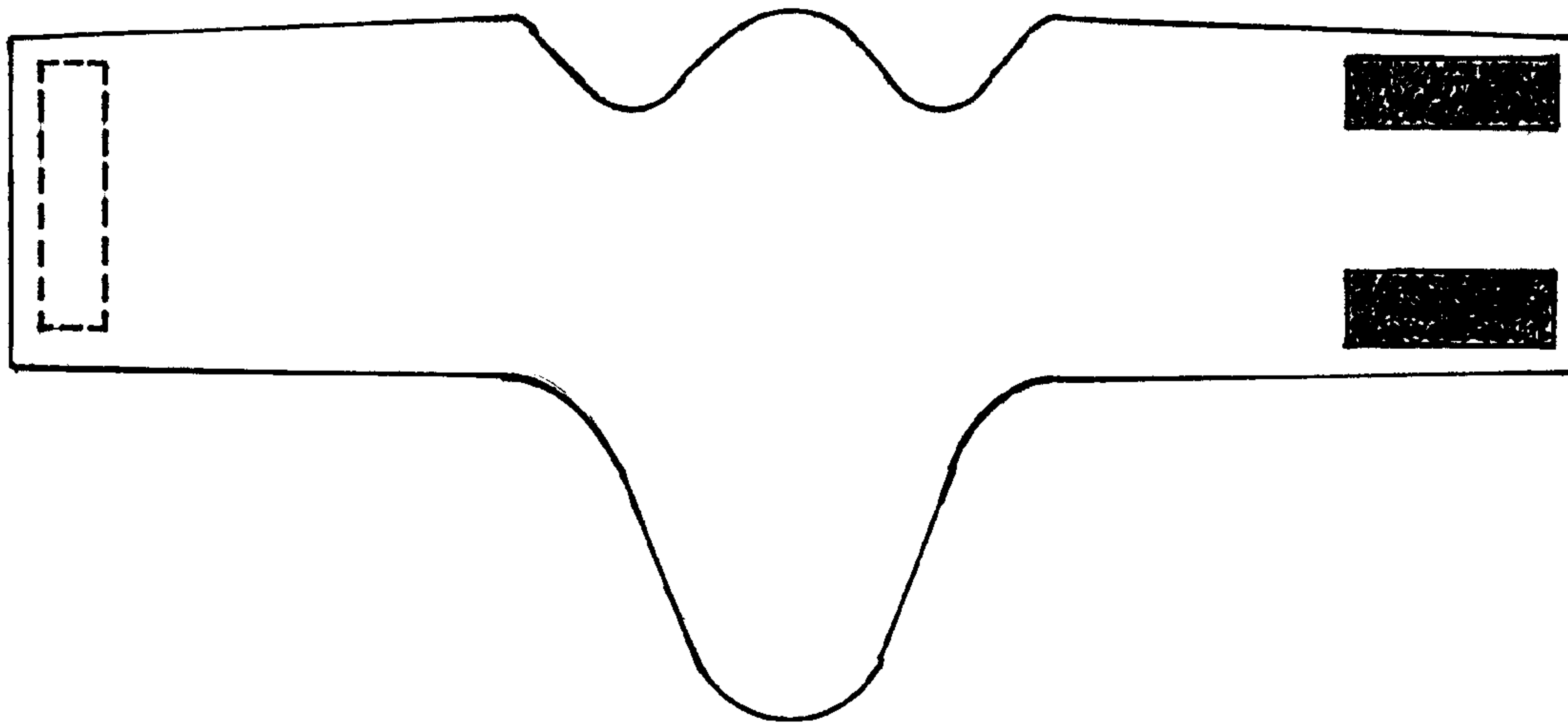


FIG. 2

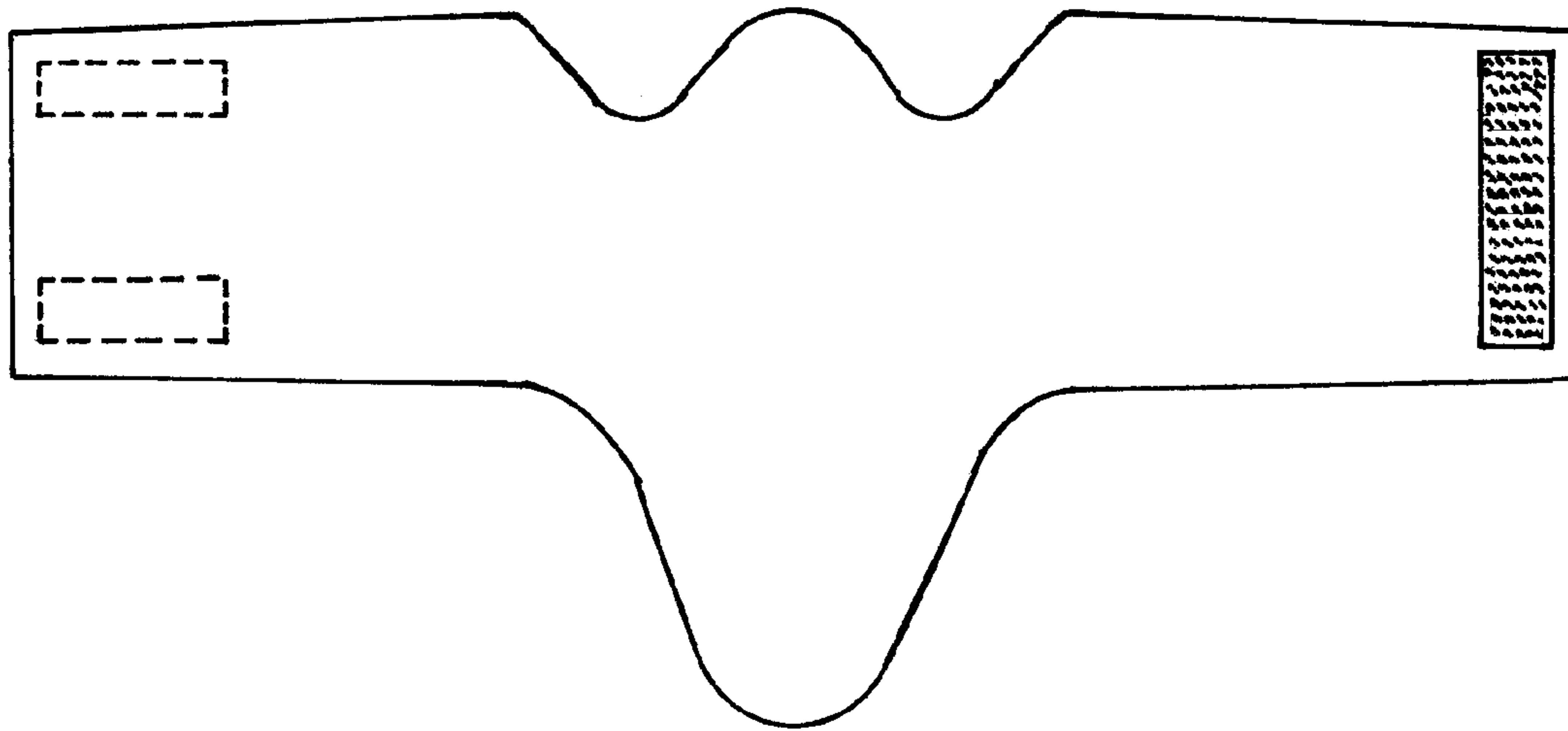


FIG. 3



FIG. 4

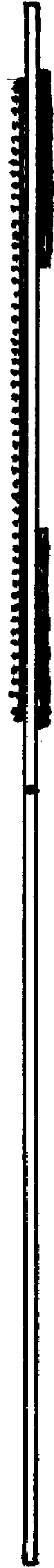


FIG. 5

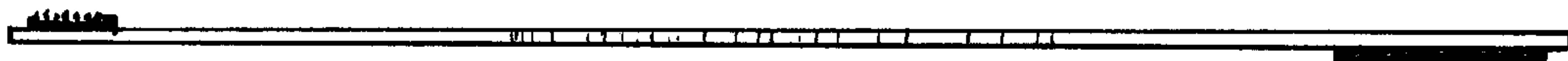


FIG. 6



FIG. 7