



US00D531383S

(12) **United States Design Patent**
Dettmer et al.

(10) **Patent No.:** **US D531,383 S**
(45) **Date of Patent:** **** Nov. 7, 2006**

(54) **PET TREAT**

FOREIGN PATENT DOCUMENTS

(75) Inventors: **Gary Dettmer**, Shawnee, KS (US);
Lesley Rausch-Derra, Kansas City,
MO (US)

IT 74561 11/1997

(73) Assignee: **S&M NuTec, LLC**, North Kansas City,
MO (US)

OTHER PUBLICATIONS

(**) Term: **14 Years**

German Trademark Registration 30053536—Exhibit A.
CTM Trademark Registration—000782110—Exhibit B.
German Trademark Registration 39843772—Exhibit C.
German Trademark Registration 30053310—Exhibit D.
CTM Trademark Registration 002764892—Exhibit E.
Applicant's GREENIES Product—on sale—Exhibit F more
than 1 year prior to this application.

(21) Appl. No.: **29/234,603**

(22) Filed: **Jul. 20, 2005**

* cited by examiner

(51) **LOC (8) Cl.** **01-06**

(52) **U.S. Cl.** **D1/111; D1/199**

(58) **Field of Classification Search** D1/106,
D1/111, 126-8, 199; D6/588, 598; D7/628;
D11/50, 133-4; D20/14, 24, 30; D22/131;
426/104

Primary Examiner—Robin Webster

Assistant Examiner—Karen E. Patterson

(74) *Attorney, Agent, or Firm*—Stinson Morrison Hecker
LLP

See application file for complete search history.

(57) **CLAIM**

The ornamental design for a pet treat, as shown and
described.

(56) **References Cited**

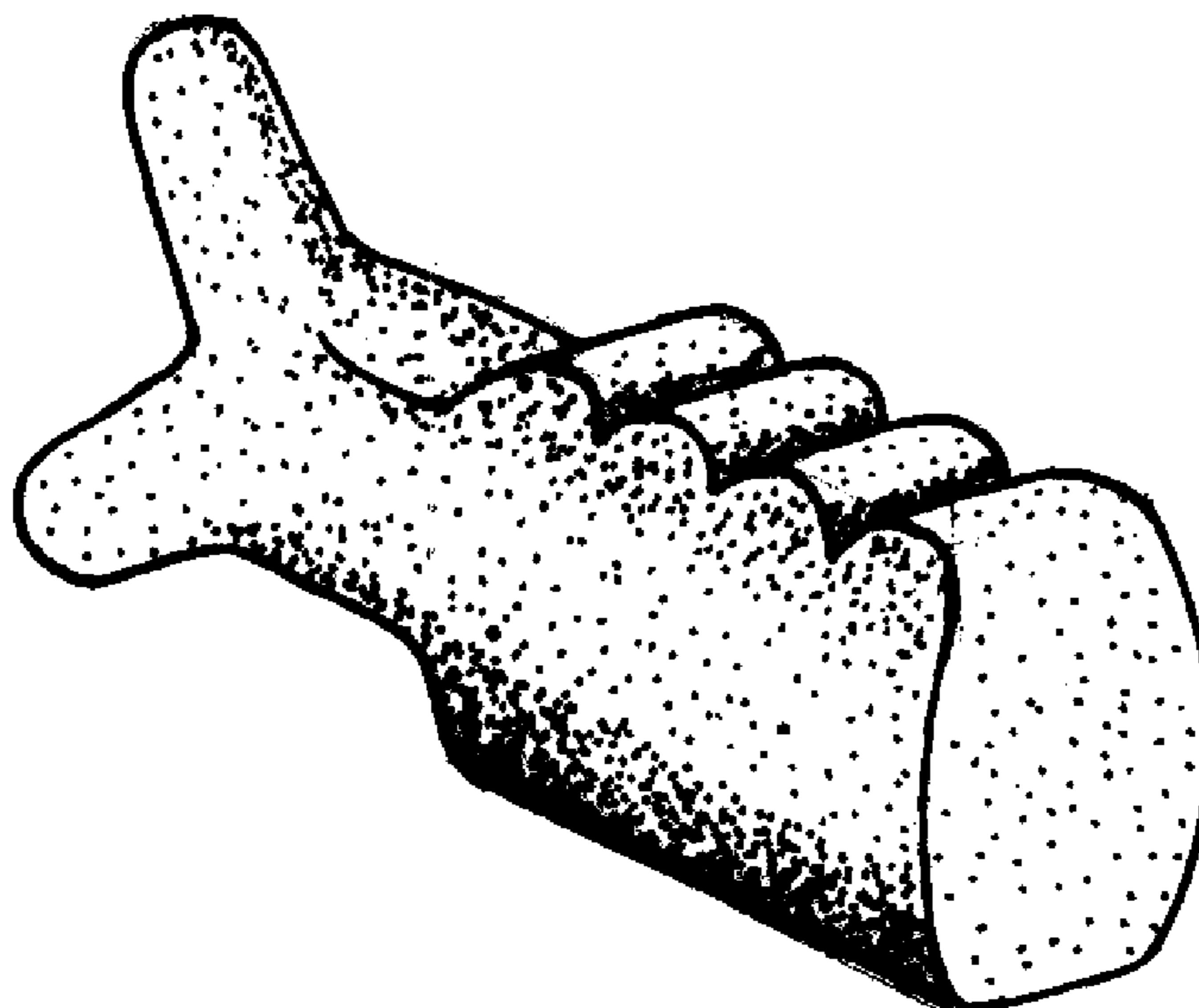
DESCRIPTION

U.S. PATENT DOCUMENTS

D11,456 S	*	10/1879	Fairchild	D19/42
D218,137 S	*	7/1970	Smith et al.	D1/111
D243,954 S	*	4/1977	Raquel	D22/145
D258,873 S	*	4/1981	Hollinshead	D11/50
D260,281 S	*	8/1981	Rist	D6/601
D308,084 S	*	5/1990	Smith et al.	D21/599
D311,265 S	*	10/1990	Mendenhall	D1/111
D315,047 S	*	3/1991	Alpers et al.	D1/111
D315,048 S	*	3/1991	Alpers et al.	D1/111
D315,049 S	*	3/1991	Alpers et al.	D1/111
D315,629 S	*	3/1991	Alpers et al.	D1/111
D358,007 S	*	5/1995	Axelrod	D30/160
D462,504 S	*	9/2002	Rudy	D1/111
D499,226 S		12/2004	Axelrod		

FIG. 1 is a perspective view of the pet treat;
FIG. 2 is a top plan view of the pet treat of FIG. 1;
FIG. 3 is a left side elevational view of the pet treat of FIG.
1, the right side elevational view being a mirror image
thereof;
FIG. 4 is a front end elevational view of the pet treat of FIG.
1;
FIG. 5 is a rear end elevational view of the pet treat of FIG.
1; and,
FIG. 6 is a bottom plan view of the pet treat of FIG. 1.

1 Claim, 2 Drawing Sheets



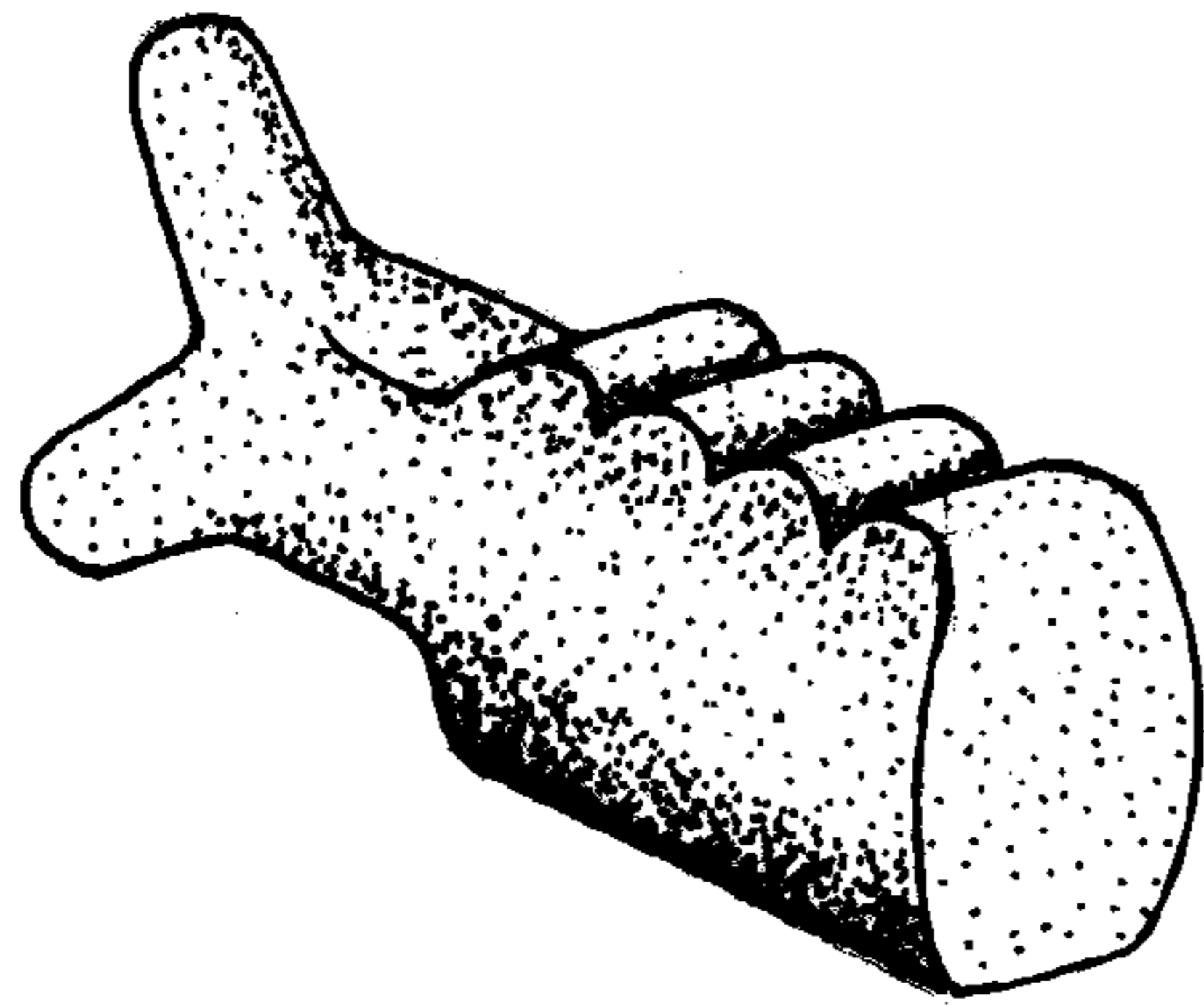


Fig. 1.

Fig. 2.




Fig. 3.

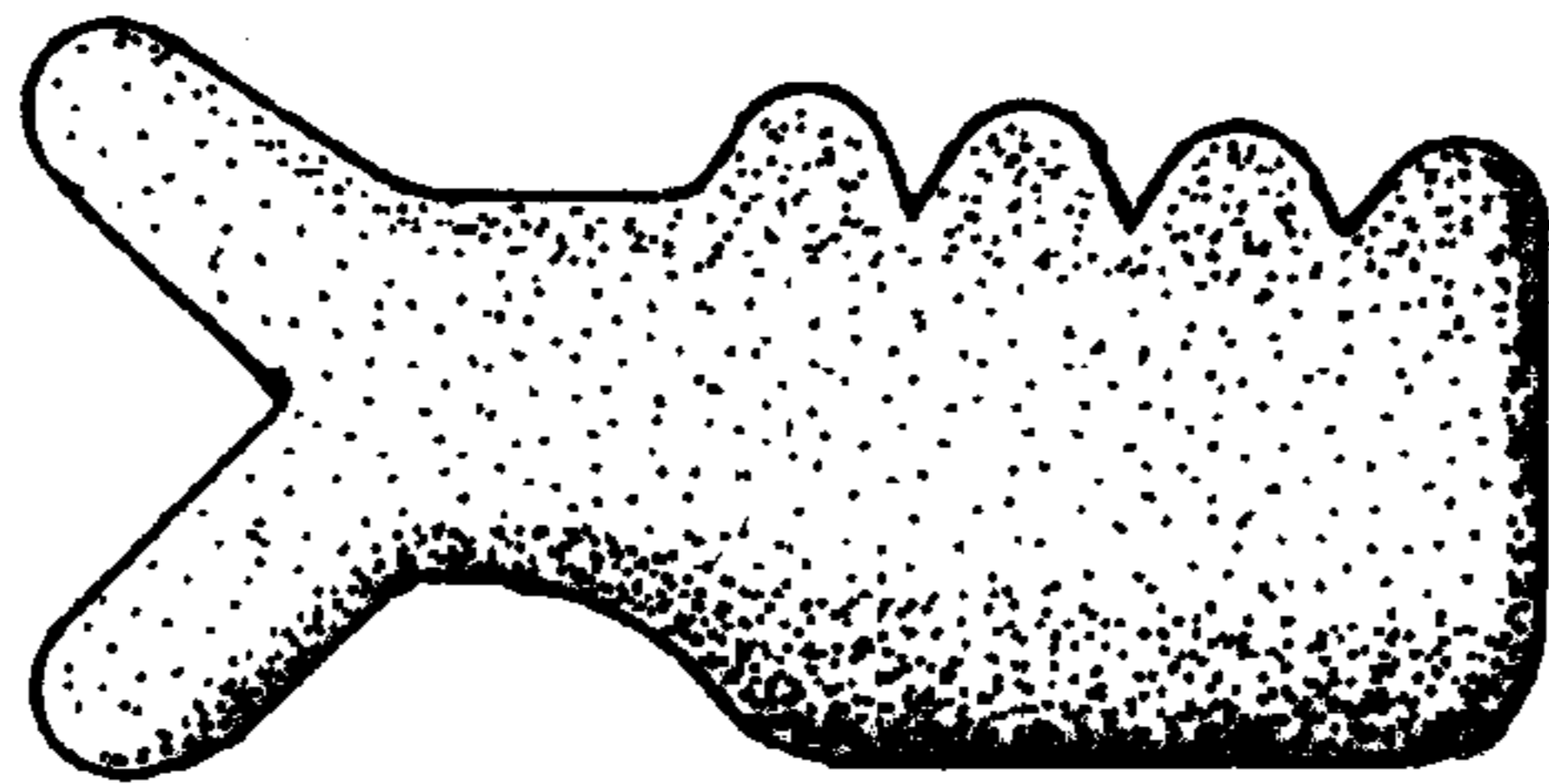


Fig. 4.


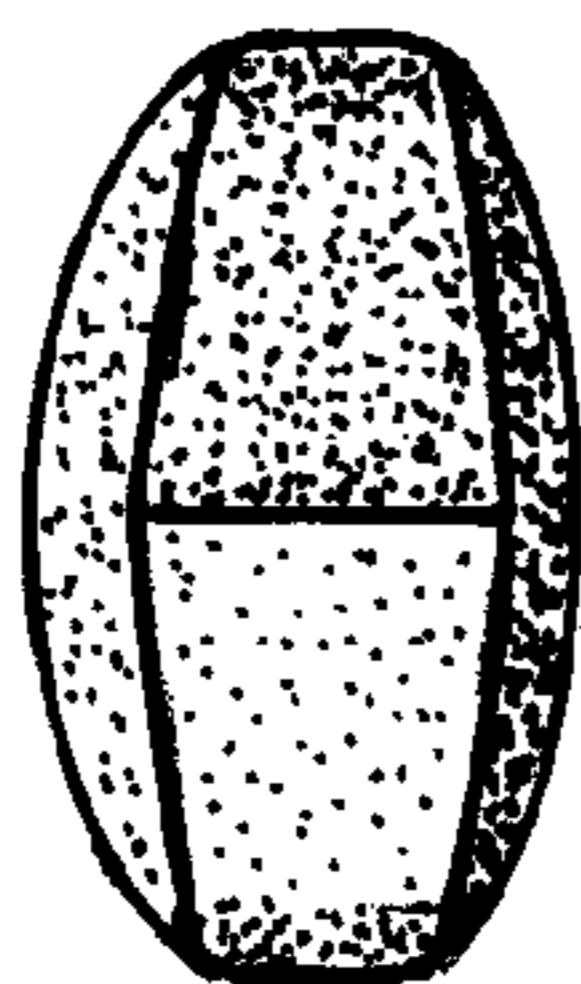


Fig. 5.



Fig. 6.