



US00D531380S

(12) **United States Design Patent**
Mountz

(10) **Patent No.:** **US D531,380 S**

(45) **Date of Patent:** **** Oct. 31, 2006**

(54) **MAILBOX STAND**

(76) **Inventor:** **Thomas L. Mountz**, 277 Bowmansville Rd., Mohnton, PA (US) 19540

(**) **Term:** **14 Years**

(21) **Appl. No.:** **29/242,105**

(22) **Filed:** **Nov. 5, 2005**

(51) **LOC (8) Cl.** **99-00**

(52) **U.S. Cl.** **D99/32**

(58) **Field of Classification Search** D99/29,
D99/30, 32, 33, 43; 232/17, 32, 35, 38, 39;
52/155; 248/128, 545; 211/79; D25/100,
D25/130, 6, 61, 13; D6/462; D11/143

See application file for complete search history.

(56) **References Cited**

U.S. PATENT DOCUMENTS

D172,997 S	*	9/1954	Stallings	D99/32
D176,992 S	*	2/1956	Moore	D99/32
D194,584 S	*	2/1963	Weber, III	D25/61
D194,895 S	*	3/1963	Bardos	D99/32
D195,414 S	*	6/1963	Lee	D6/462

D199,107 S	*	9/1964	Kusel	D99/32
3,497,078 A	*	2/1970	Nash	211/79
D264,013 S	*	4/1982	Sandifer	D99/32
5,060,908 A	*	10/1991	Sofy	248/545
D328,813 S	*	8/1992	Hagstrom	D99/32
5,307,598 A	*	5/1994	West	52/155
D503,845 S	*	4/2005	Taylor et al.	D99/32

* cited by examiner

Primary Examiner—Paula A. Greene

(74) *Attorney, Agent, or Firm*—Jerry A. Schulman


(57) **CLAIM**

The ornamental design for a mailbox stand, as shown and described.

DESCRIPTION

FIG. 1 is a perspective view of a preferred embodiment; FIG. 2 is a front elevational view thereof; FIG. 3 is a rear elevational view thereof; FIG. 4 is a left lateral elevational view thereof, the right lateral elevational view being a mirror image thereof; FIG. 5 is a top plan view thereof; and, FIG. 6 is a bottom plan view thereof.

1 Claim, 3 Drawing Sheets






FIG. 1




FIG. 2

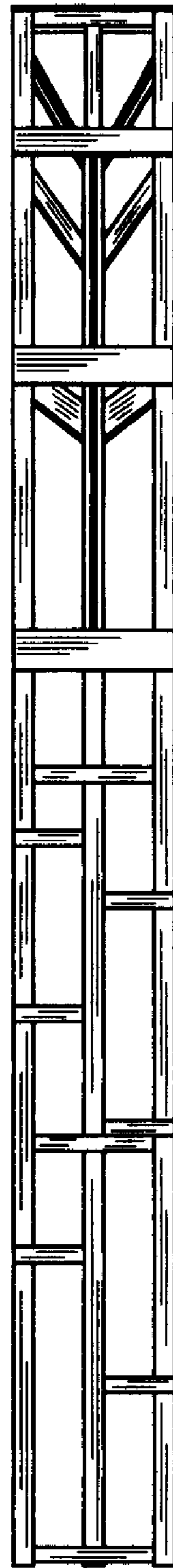


FIG. 3

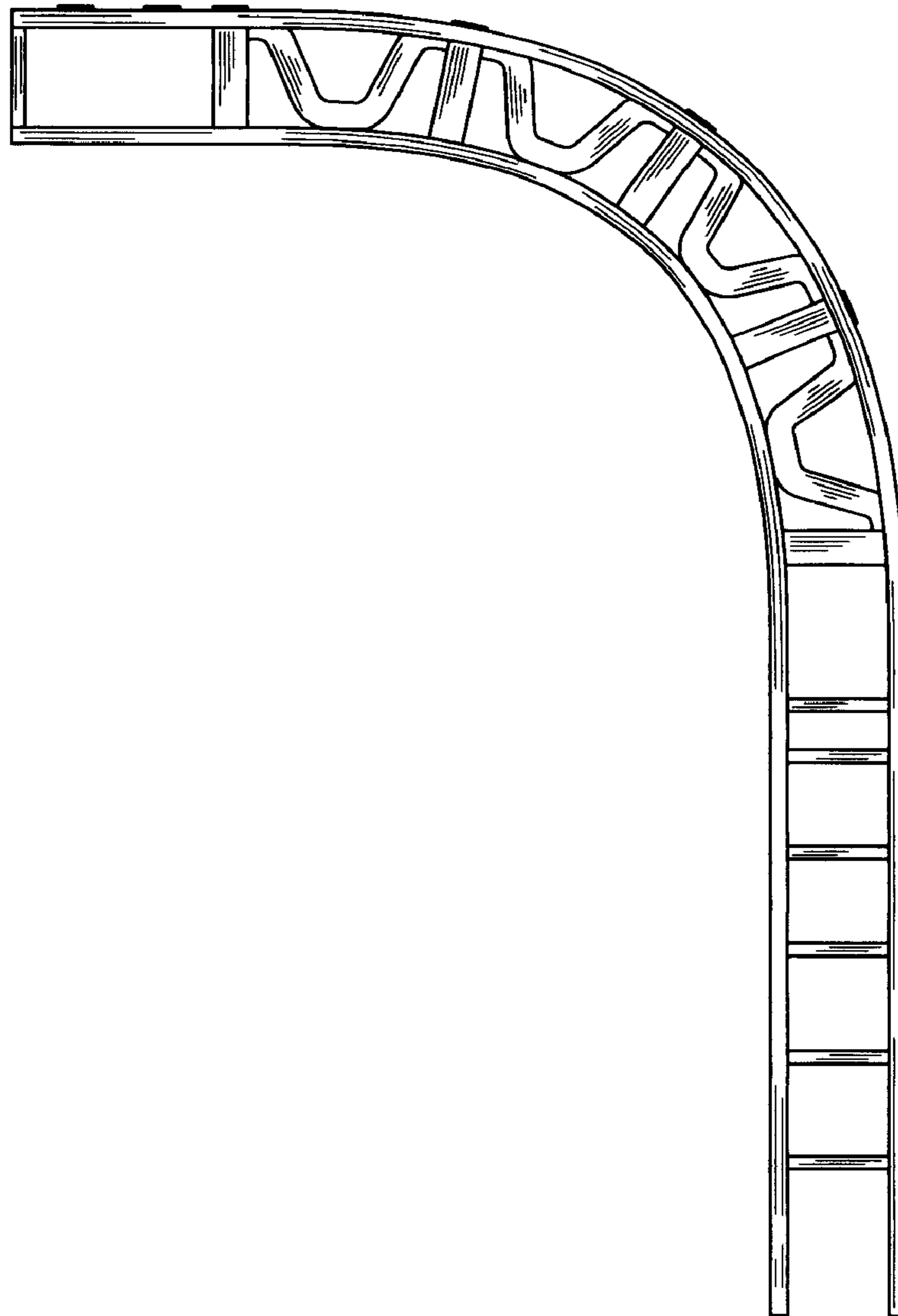


FIG. 4

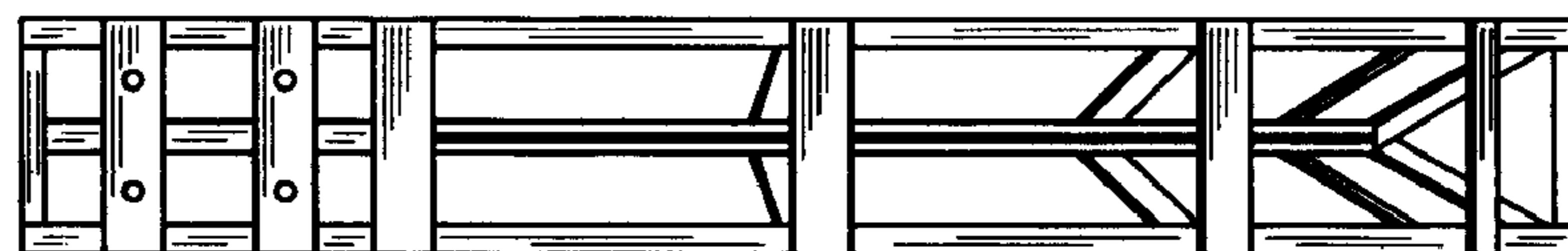


FIG. 5

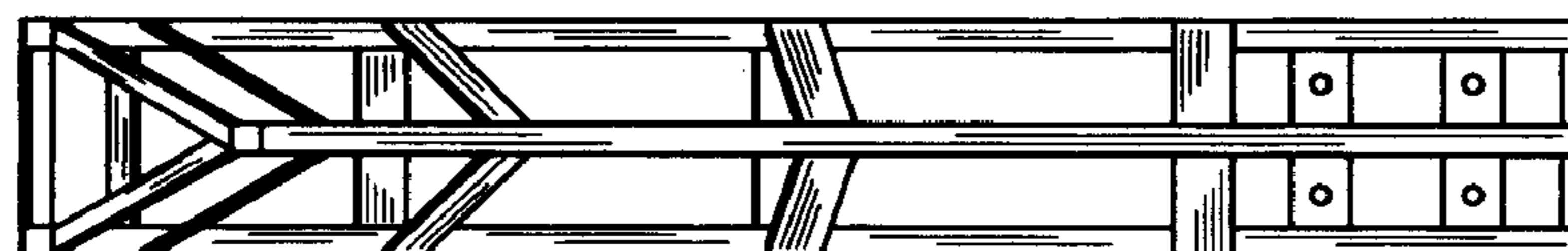


FIG. 6