



US00D531371S

(12) **United States Design Patent**
Barquin Santillan et al.

(10) **Patent No.:** **US D531,371 S**

(45) **Date of Patent:** **** Oct. 31, 2006**

(54) **IRON**

(75) Inventors: **Francisco Javier Barquin Santillan**,
Pembroke Pines, FL (US); **Luis Raul**
Moysen Mason, Queretaro (MX)

(73) Assignee: **Applica Consumer Products, Inc.**,
Miramar, FL (US)

(**) **Term:** **14 Years**

(21) **Appl. No.:** **29/243,357**

(22) **Filed:** **Nov. 22, 2005**

(51) **LOC (8) Cl.** **07-05**

(52) **U.S. Cl.** **D32/70**

(58) **Field of Classification Search** D32/68-72;
38/69, 74-75, 77.1-77.9, 90-97; 219/245-248
See application file for complete search history.

(56) **References Cited**

U.S. PATENT DOCUMENTS

478,755 A *	7/1892	Bain, Jr. et al.	100/247
D315,238 S	3/1991	Tien-Lai	D32/70
D326,548 S	5/1992	Barrault	D32/70
D326,939 S	6/1992	Gudefin	D32/70
D326,940 S	6/1992	Barrault	D32/70
D326,942 S	6/1992	Gudefin	D32/70
D327,150 S	6/1992	Gudefin et al.	D32/70
5,120,934 A *	6/1992	Nakada et al.	219/247
D343,933 S	2/1994	Nitsch	D32/70
D349,377 S	8/1994	Stützer et al.	D32/70
D353,246 S	12/1994	Kameda	D32/70
D353,694 S	12/1994	Vildosola	D32/70
D361,184 S	8/1995	Casuso Fuente	D32/70
D362,944 S	10/1995	Sham et al.	D32/70
D365,184 S	12/1995	deBlois et al.	D32/70
D367,138 S	2/1996	Laborda	D32/70
D369,003 S	4/1996	Figur	D32/70
D369,004 S	4/1996	Reibl	D32/70
D369,890 S	5/1996	Reibl	D32/70
D370,103 S	5/1996	Gudefin	D32/70
D370,104 S	5/1996	Gudefin	D32/70
D373,872 S	9/1996	Sham	D32/70

D374,956 S	10/1996	Hsu	D32/70
D376,233 S	12/1996	Clouet	D32/70
D376,234 S	12/1996	Hensel et al.	D32/70
D385,075 S	10/1997	Naft et al.	D32/70
D386,863 S	11/1997	Lin	D32/70
D388,920 S	1/1998	Nitsch	D32/70
D389,622 S	1/1998	Dziersk	D32/70
D393,509 S	4/1998	Gudefin	D32/70
D401,706 S	11/1998	Gudefin	D32/70
D402,779 S	12/1998	Gudefin	D32/70
D406,933 S	3/1999	Leverrier	D32/70
D409,807 S	5/1999	Kondo	D32/70
D413,005 S	8/1999	Taylor	D32/70
D418,648 S	1/2000	Gudefin	D32/70
D419,274 S	1/2000	Choi	D32/70
D423,162 S	4/2000	Sugimoto et al.	D32/70
D425,278 S	5/2000	Yang	D32/70
D427,403 S	6/2000	Gudefin	D32/70
D428,227 S	7/2000	Stützer et al.	D32/70
D428,228 S	7/2000	Saltet	D32/70
D428,541 S	7/2000	Bas	D32/70
D431,339 S	9/2000	Stützer et al.	D32/70
D432,751 S	10/2000	Gudefin	D32/70
D433,551 S	11/2000	Powell	D32/70

(Continued)

Primary Examiner—Pamela J. Burgess
(74) *Attorney, Agent, or Firm*—Baker Botts L.L.P.

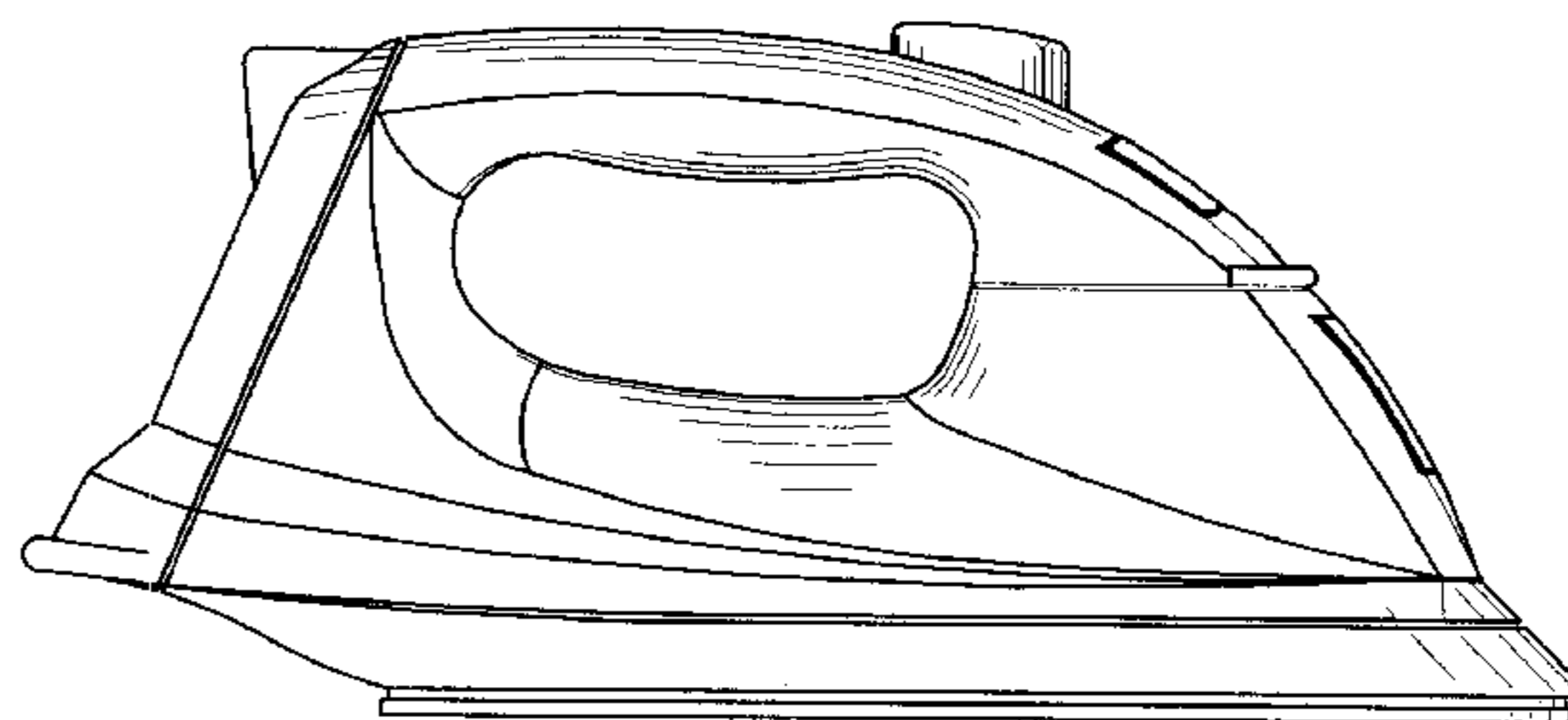
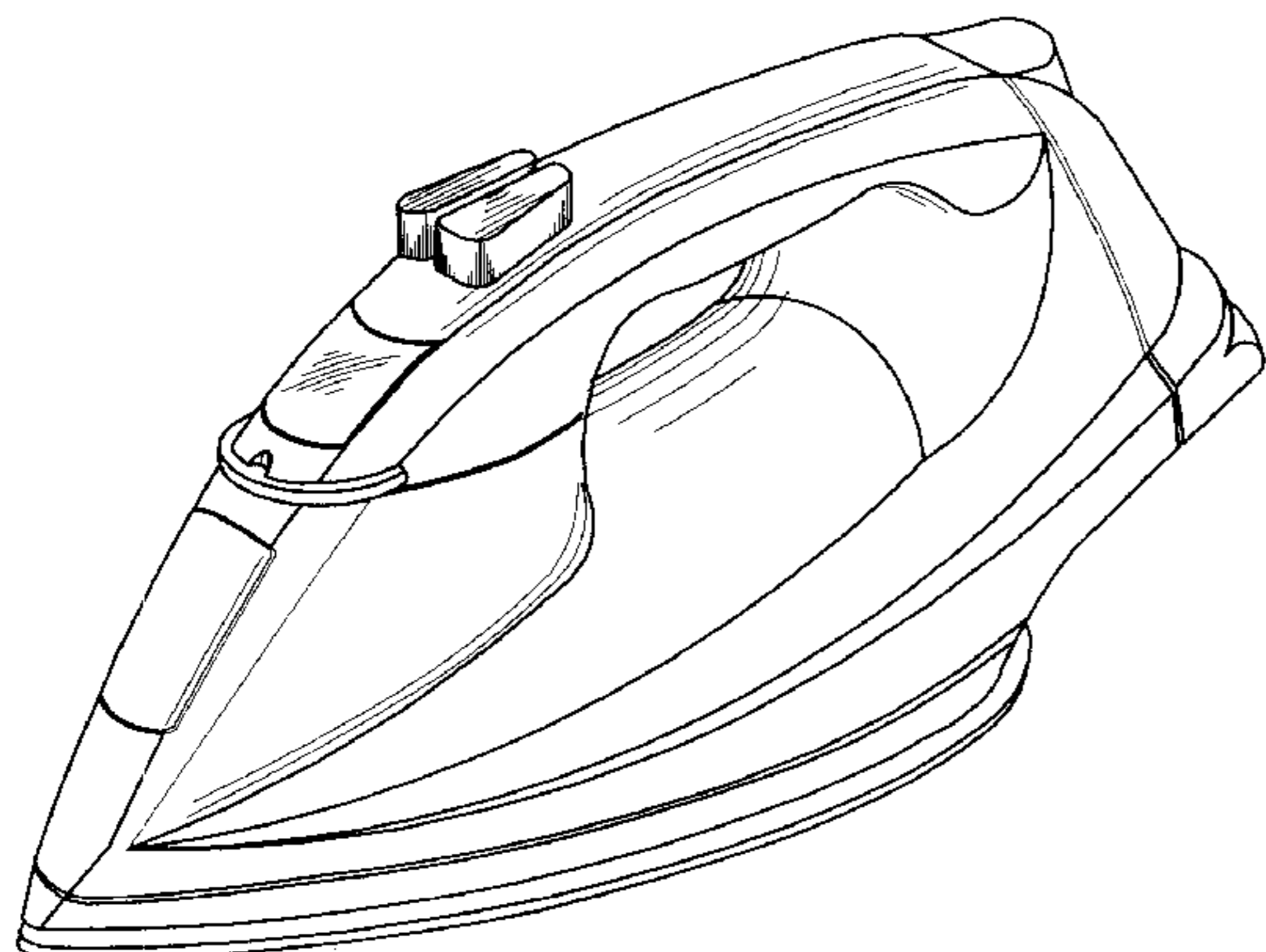
(57) **CLAIM**

We claim the ornamental design for an iron, as shown and described.

DESCRIPTION

FIG. 1 is a perspective view taken from the front, top, and right side of an iron showing my new design; FIG. 2 is a left side elevation view thereof; FIG. 3 is a front elevation view thereof; FIG. 4 is a right side elevation view thereof; FIG. 5 is a rear plan view thereof; FIG. 6 is a top elevation view thereof; and, FIG. 7 is a bottom plan view thereof.

1 Claim, 4 Drawing Sheets



US D531,371 S

Page 2

U.S. PATENT DOCUMENTS

D434,197 S	11/2000	Perko et al.	D32/70	D465,626 S	11/2002	Edmonds	D32/70
D435,325 S	12/2000	Stützer et al.	D32/70	D466,663 S	12/2002	Wendt	D32/70
D435,950 S	1/2001	Yang	D32/70	D470,635 S	2/2003	Choi	D32/70
D436,704 S	1/2001	Stützer et al.	D32/70	D472,354 S	3/2003	Figur et al.	D32/70
D441,929 S	5/2001	Taylor	D32/70	D476,124 S	6/2003	Garman	D32/70
D441,930 S	5/2001	Choi	D32/70	D478,401 S	8/2003	Lee	D32/70
D442,752 S	5/2001	Choi	D32/70	D480,192 S	9/2003	Wendt	D32/70
D443,743 S	6/2001	Edwards et al.	D32/70	D480,525 S	10/2003	Wendt	D32/70
D443,963 S	6/2001	Gudefin	D32/70	D481,185 S	10/2003	Powell	D32/70
D446,371 S	8/2001	Choi	D32/70	D481,186 S	10/2003	Powell	D32/70
6,276,078 B1 *	8/2001	Beverly et al.	38/90	D481,503 S	10/2003	Choi	D32/70
D455,533 S	4/2002	Choi	D32/70	D487,603 S	3/2004	Renault	D32/70
D455,879 S	4/2002	Choi	D32/70	D490,953 S	6/2004	Fujita	D32/70
D457,996 S	5/2002	Figur et al.	D32/70	D501,692 S	2/2005	Powell	D32/70
D459,045 S	6/2002	Figur et al.	D32/70	D502,791 S	3/2005	Garner et al.	D32/70
D463,891 S	10/2002	Choi	D32/70	D502,792 S	3/2005	Garner et al.	D32/70
D464,780 S	10/2002	Schupp	D32/70				

* cited by examiner

FIG. 1

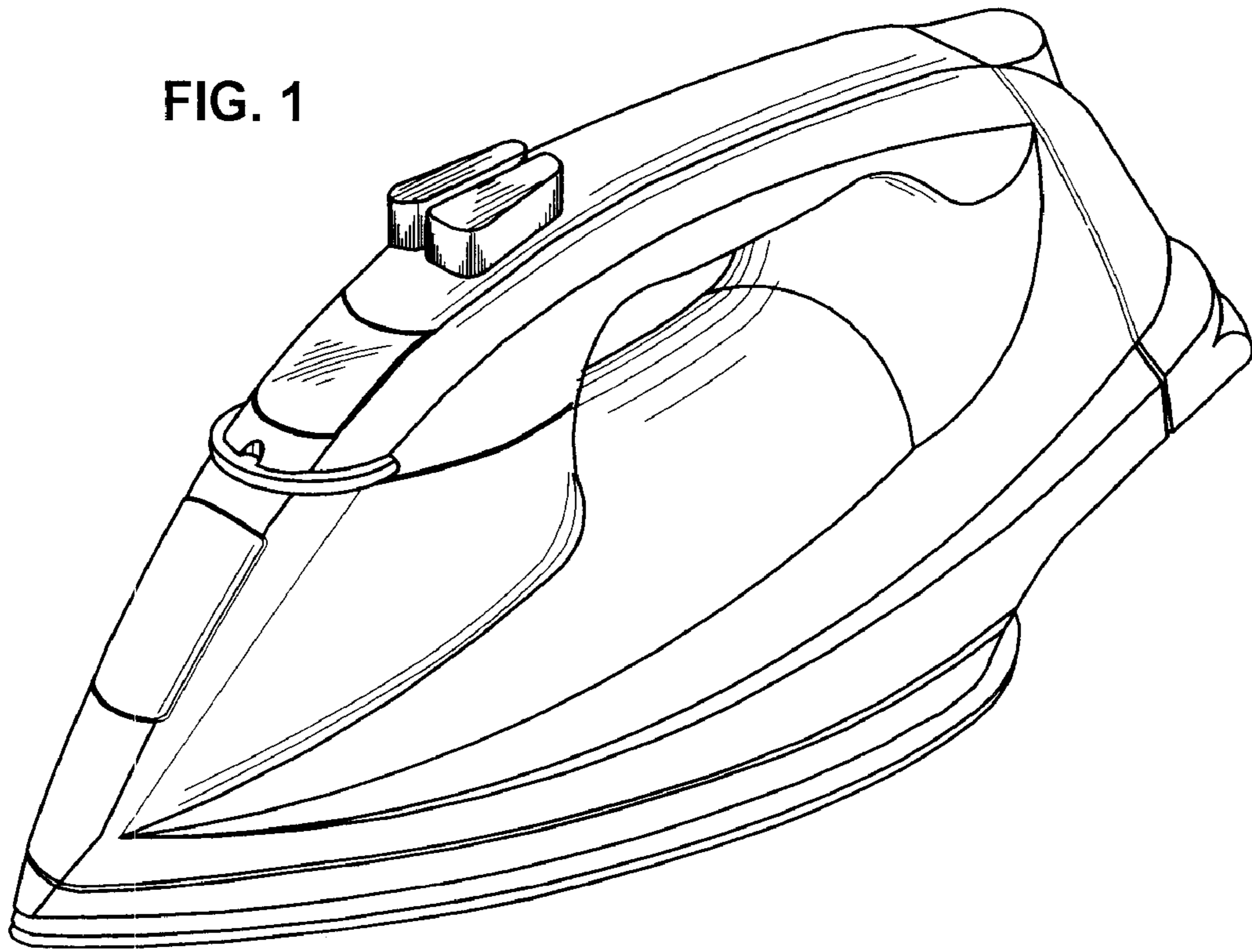


FIG. 2

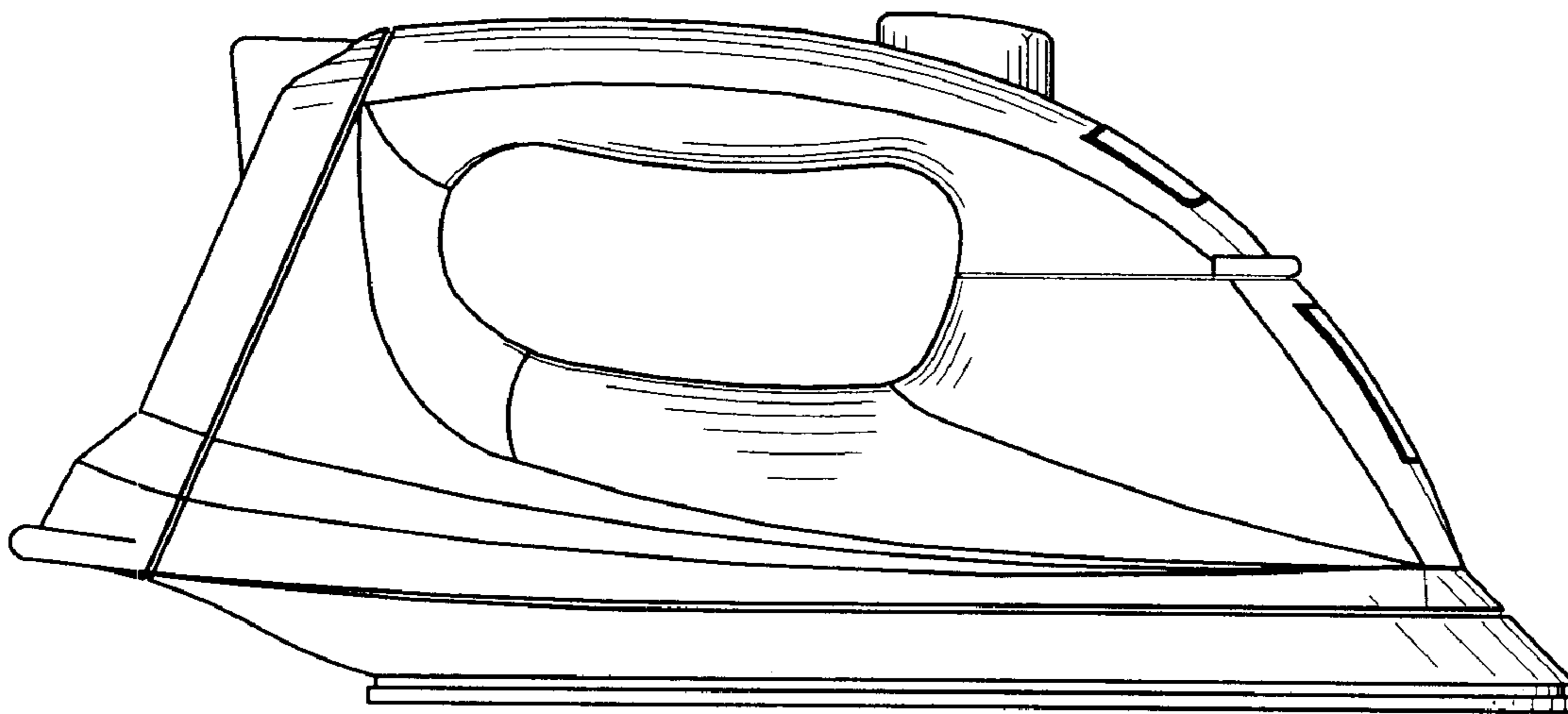


FIG. 3

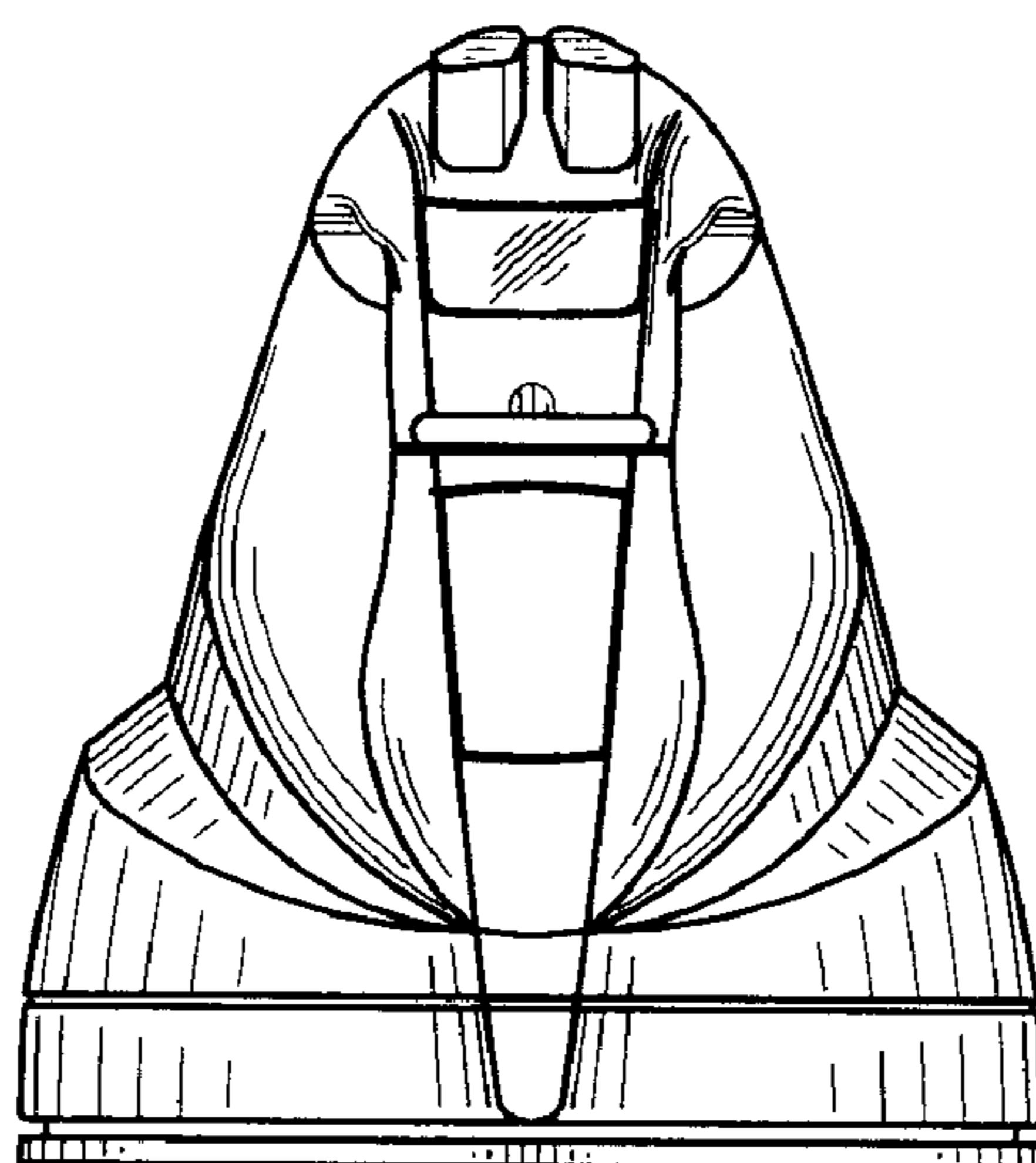


FIG. 5

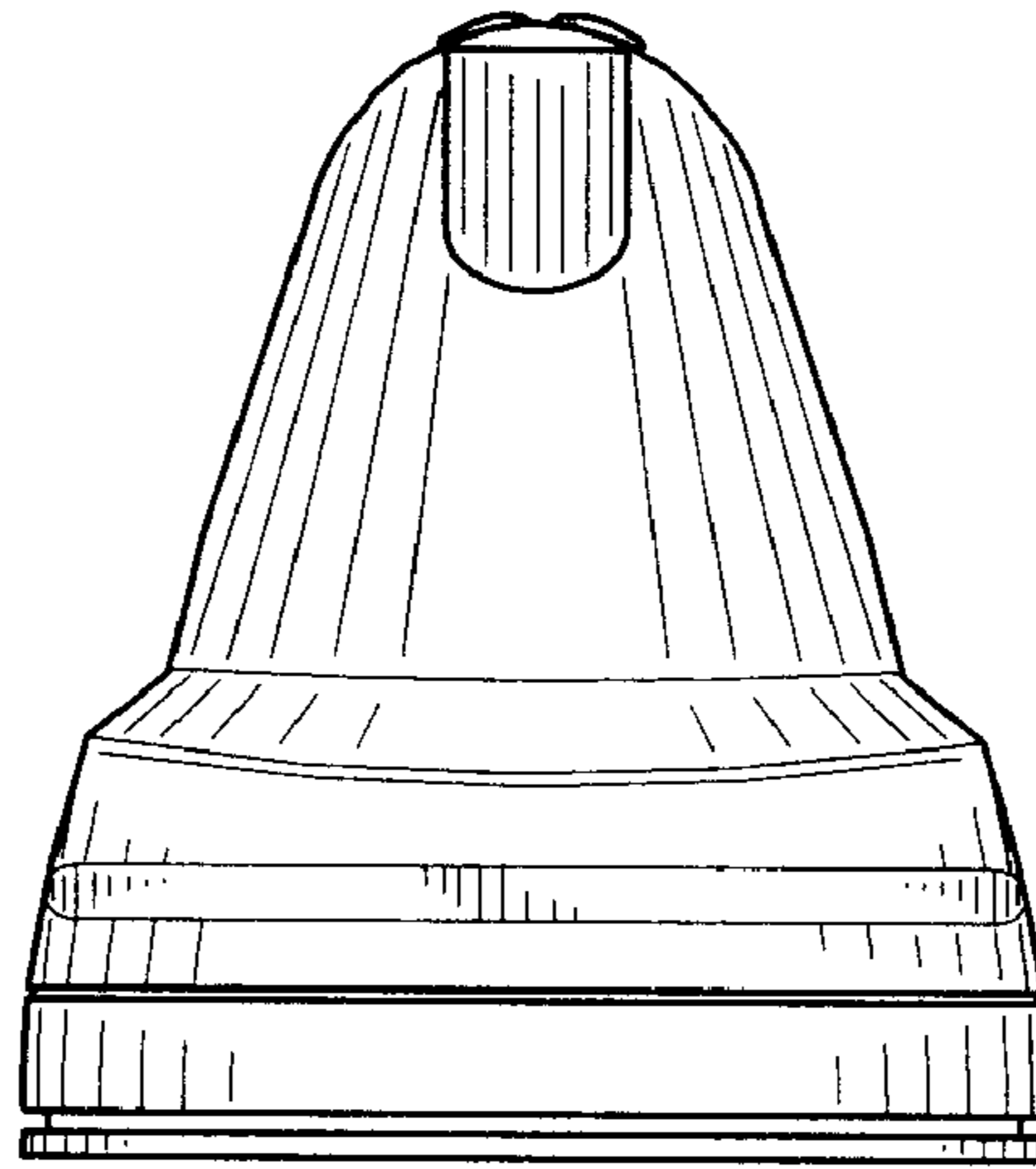


FIG. 4

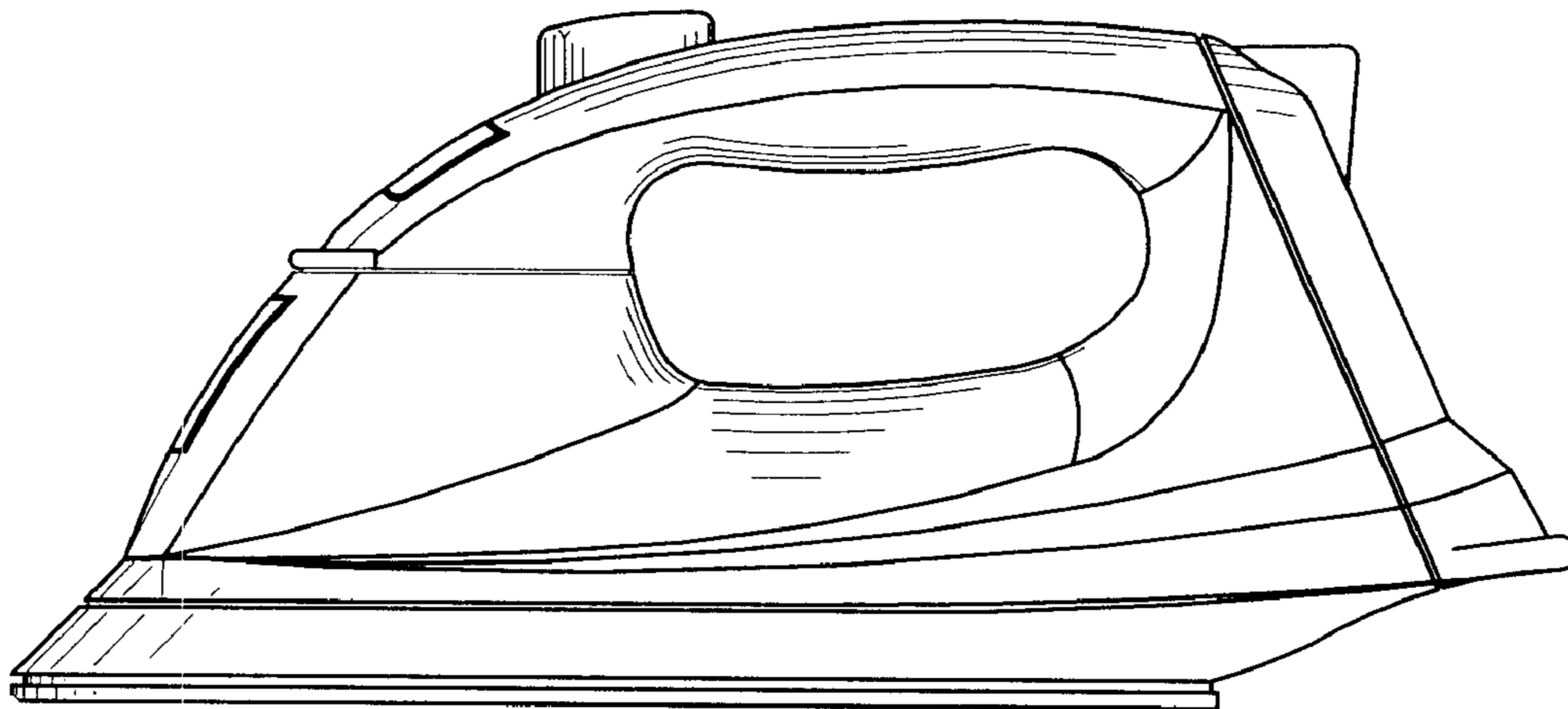


FIG. 6

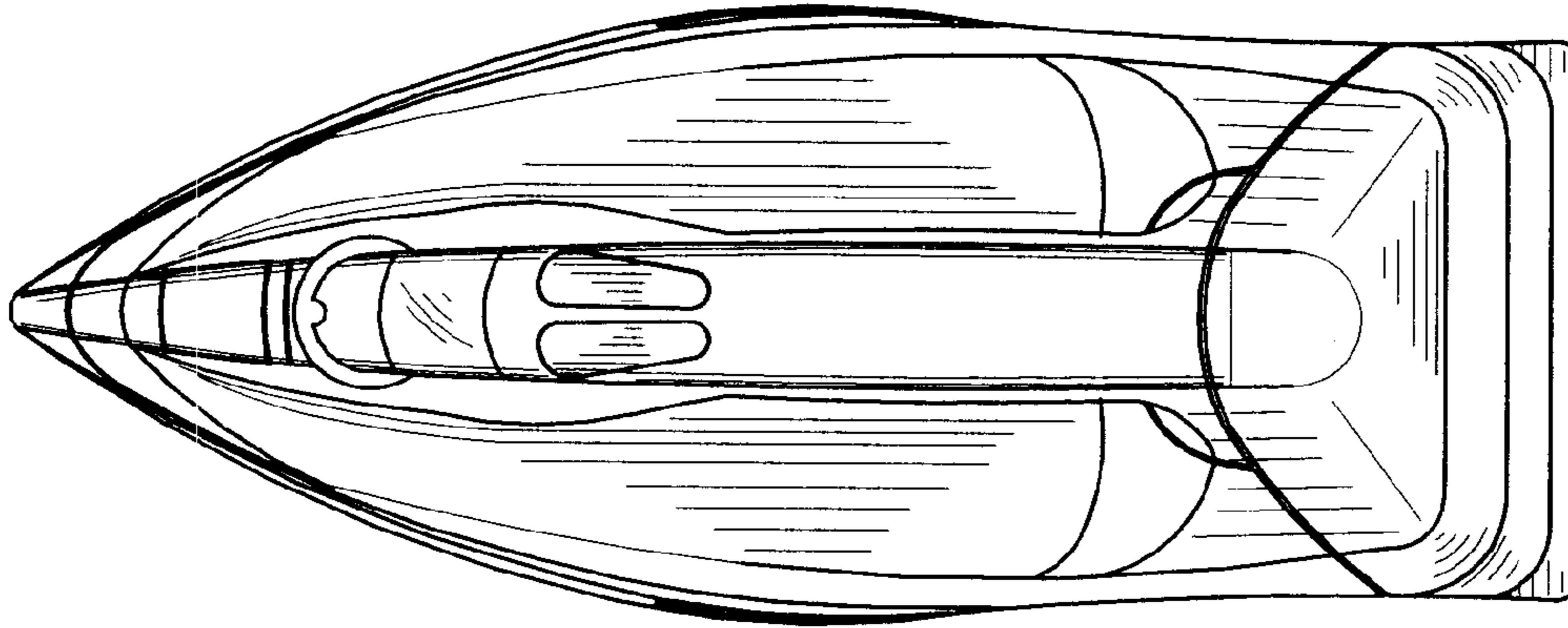


FIG. 7

