



US00D531370S

(12) **United States Design Patent**  
**Renault**

(10) **Patent No.:** **US D531,370 S**  
(45) **Date of Patent:** **\*\* Oct. 31, 2006**

(54) **LAUNDRY IRON**  
(75) Inventor: **Fabrice Renault**, Lyons (FR)  
(73) Assignee: **Calor**, Lyons (FR)  
(\*\*) Term: **14 Years**

D433,990 S 11/2000 Gudefin  
D439,023 S 3/2001 Powell  
D463,641 S 9/2002 Powell  
D470,637 S 2/2003 Berthier  
D470,986 S 2/2003 Berthier  
D487,176 S \* 2/2004 Gudefin ..... D32/70  
D487,832 S \* 3/2004 Morrison ..... D32/70

(21) Appl. No.: **29/237,509**  
(22) Filed: **Sep. 2, 2005**  
(30) **Foreign Application Priority Data**

Mar. 2, 2005 (FR) ..... 05 1100

(51) **LOC (8) Cl.** ..... **07-05**  
(52) **U.S. Cl.** ..... **D32/70**  
(58) **Field of Classification Search** ..... D32/68-72;  
38/69, 74-75, 77.1-77.9, 90-97; 219/245-248  
See application file for complete search history.

(56) **References Cited**

**U.S. PATENT DOCUMENTS**

D317,519 S \* 6/1991 Van Surksun ..... D32/70  
D379,702 S 6/1997 Gudefin et al.  
D388,576 S 12/1997 Gudefin et al.  
D415,865 S \* 10/1999 Littmann et al. .... D32/70  
D418,649 S \* 1/2000 Stutzer et al. .... D32/70

\* cited by examiner

*Primary Examiner*—Pamela J. Burgess  
(74) *Attorney, Agent, or Firm*—Young & Thompson


(57) **CLAIM**

The ornamental design for a laundry iron, as shown.

**DESCRIPTION**

FIG. 1 is a top, rear and side perspective view of a laundry iron showing my new design;  
FIG. 2 is a front elevational view thereof;  
FIG. 3 is a side elevational view thereof from the left of FIG. 2;  
FIG. 4 is a side elevational view thereof from the right of FIG. 2;  
FIG. 5 is a rear elevational view thereof; and,  
FIG. 6 is a bottom plan view thereof.

**1 Claim, 6 Drawing Sheets**








FIG. 1








FIG. 2






**FIG. 3**

FIG. 4








**FIG. 5**





**FIG. 6**