



US00D531369S

(12) **United States Design Patent**
Archer et al.

(10) **Patent No.:** **US D531,369 S**

(45) **Date of Patent:** **** Oct. 31, 2006**

(54) **HOUSEHOLD STEAM IRON**

(75) Inventors: **Dorian O. Archer**, Richmond, VA (US); **Michael E. Smith**, Austin, TX (US); **Mark C. Steiner**, Richmond, VA (US)

(73) Assignee: **Hamilton Beach/Proctor-Silex, Inc.**, Glen Allen, VA (US)

(**) Term: **14 Years**

(21) Appl. No.: **29/210,446**

(22) Filed: **Jul. 30, 2004**

(51) **LOC (8) Cl.** **07-05**

(52) **U.S. Cl.** **D32/70**

(58) **Field of Classification Search** D32/68-72; 38/69, 74-75, 77.1-77.9, 90-97; 219/245-248
See application file for complete search history.

(56) **References Cited**

U.S. PATENT DOCUMENTS

136,170 A	2/1873	Mivelar	
671,105 A	3/1901	Cosler	
769,311 A	9/1904	Goldberg	
1,795,180 A	2/1931	Peterson	
D101,462 S	10/1936	Illsche et al.	
D158,842 S	6/1950	Dailey	
2,606,379 A	8/1952	Reynolds	
2,666,274 A	1/1954	Sokolik	
3,823,498 A	7/1974	Davidson et al.	
4,045,894 A	9/1977	Toft et al.	
D263,672 S	4/1982	Shalvoy	
D269,133 S	5/1983	Ernest et al.	
D277,327 S	1/1985	Ernest	
D278,752 S	5/1985	Shalvoy et al.	
D312,906 S	12/1990	Davidson et al.	
D315,238 S	* 3/1991	Tien-Lai	D32/70
5,120,934 A	* 6/1992	Nakada et al.	219/247
D353,246 S	* 12/1994	Kameda	D32/70
D361,184 S	* 8/1995	Casuso Fuente	D32/70
D370,104 S	* 5/1996	Guddefin	D32/70

(Continued)

OTHER PUBLICATIONS

Copy of a photograph of a U11 from marketed in the United States by applicants' assignee, Hamilton Beach/Proctor-Silex, Inc. of Glen Allen, Virginia.

See accompanying Information Disclosure Statement regarding an offer by applicants' assignee, Hamilton Beach/Proctor Silex, Inc., to sell an Iron identified as an I55 iron embodying the claimed design before the filing date of the Instant application.

Six pages of xerographic copies of box artwork rasting to an iron Model DPP4000 marketed before the filing date of the instant application by Conair Corporation of East Windsor, New Jersey, and bearing a 2004 copyright notice.

A copending application of Michael E. Smith, application No. 10/918,194, filed Aug. 13, 2004, is directed to a soleplate of the type forming part of the claimed design.

Discussion of Reference AW in accompanying Information Disclosure Statement regarding an inventorship determination.

Primary Examiner—Pamela J. Burgess

(74) *Attorney, Agent, or Firm*—Roger S. Dybvig

(57) **CLAIM**

The ornamental design for household steam iron, as shown and described.

DESCRIPTION

FIG. 1 is a perspective view as seen from the top, front and right side of a household steam iron showing our new design;

FIG. 2 is a left side elevational view thereof;

FIG. 3 is a right side elevational view thereof;

FIG. 4 is a top plan view thereof;

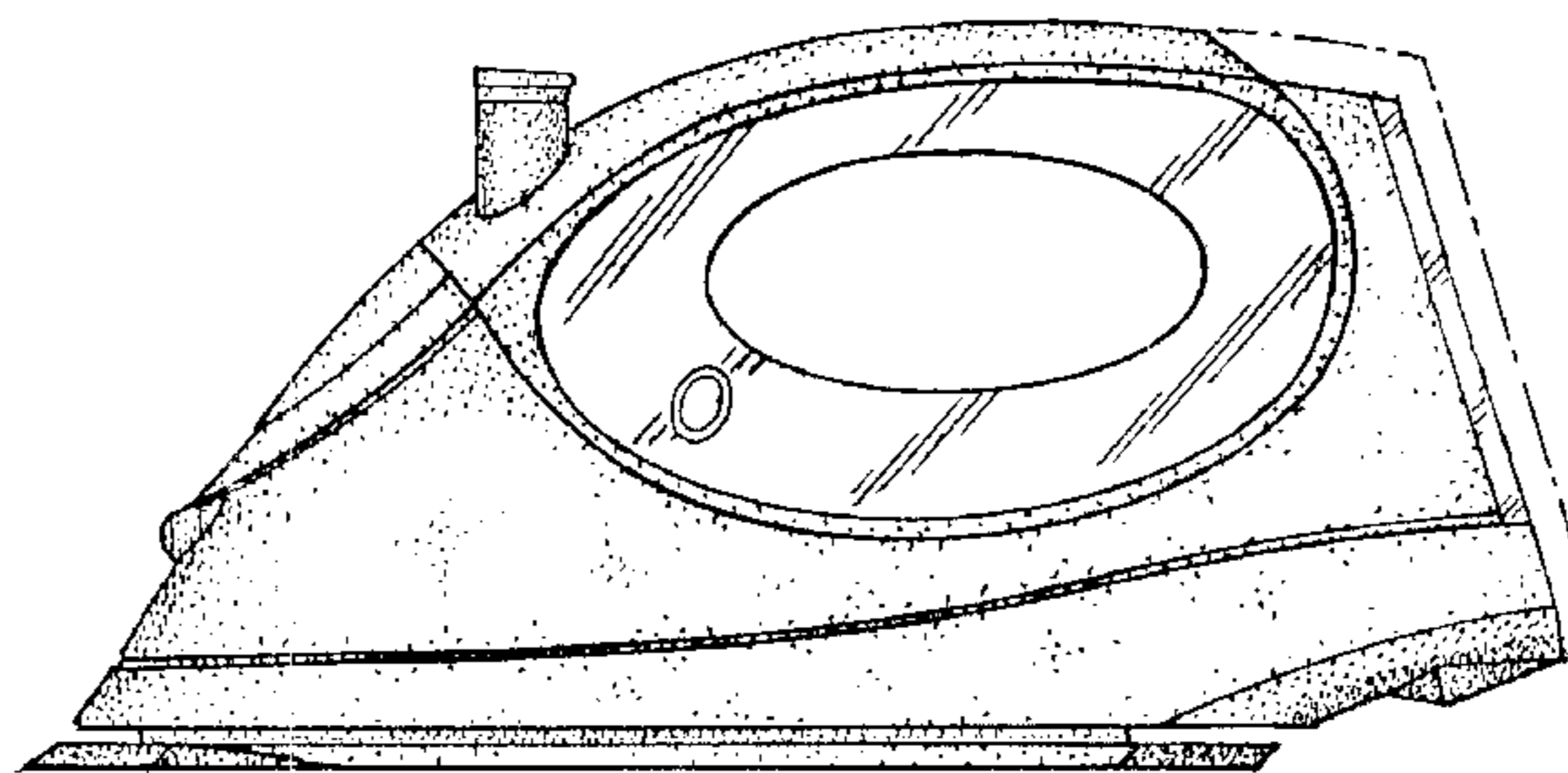
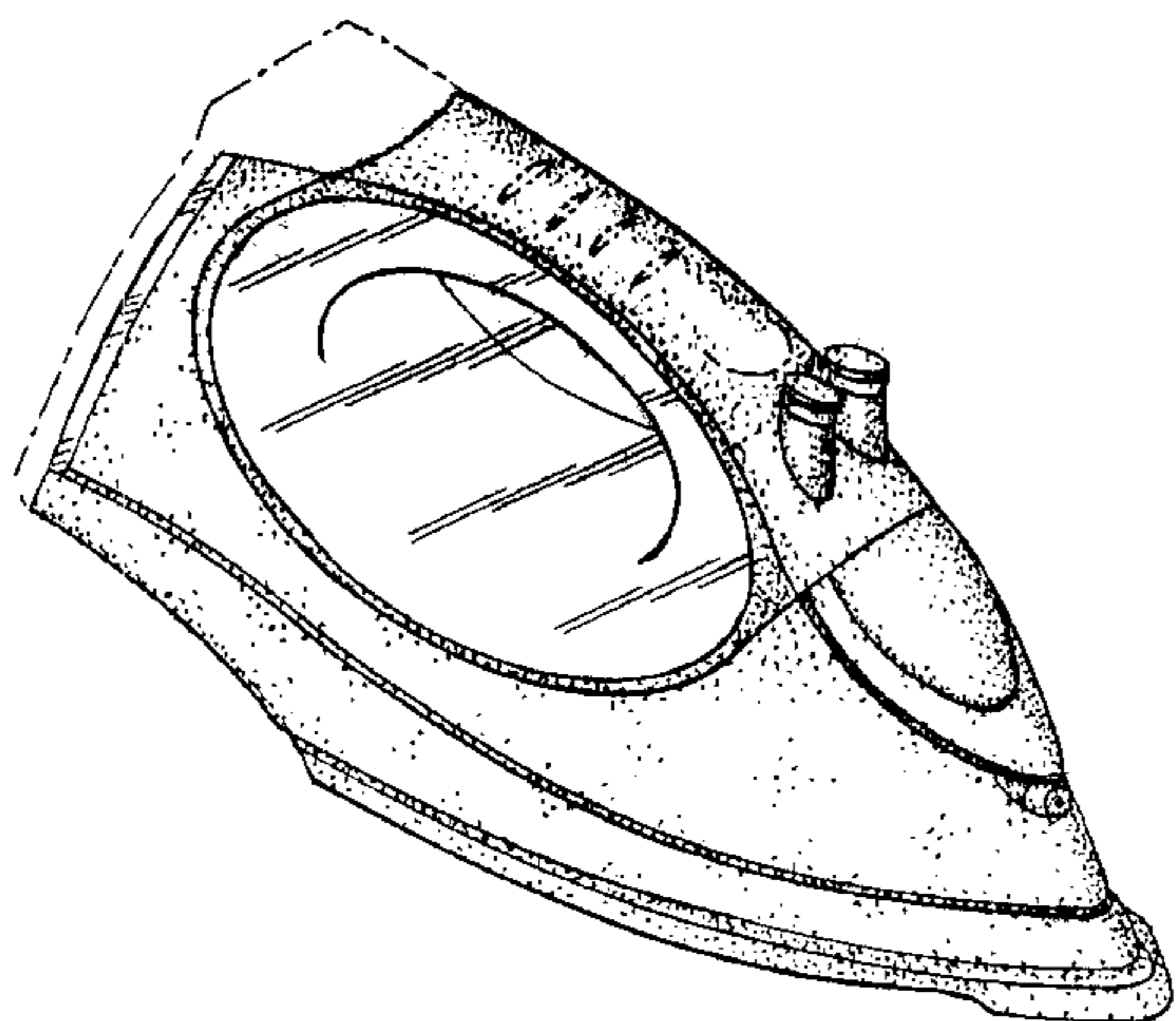
FIG. 5 is a bottom plan view thereof;

FIG. 6 is a front elevational view thereof; and,

FIG. 7 is a rear elevational view thereof.

The broken lines in FIGS. 1 through 5 showing a rear cover, the broken lines in FIG. 1 showing a steam control knob, the broken lines in FIGS. 1 and 4 showing recesses in the top of the hand grip, and the broken lines in FIG. 5 showing steam vents, are used for illustrative purposes only and form no part of the claimed design.

1 Claim, 3 Drawing Sheets



US D531,369 S

Page 2

U.S. PATENT DOCUMENTS

5,613,310	A	3/1997	Jimenez et al.	
D386,863	S	* 11/1997	Lin	D32/70
D389,622	S	* 1/1998	Dziersk	D32/70
D389,627	S	1/1998	Stutzer et al.	
D393,509	S	* 4/1998	Gudefin	D32/70
5,924,224	A	* 7/1999	Demuth et al.	38/77.8
D431,339	S	9/2000	Stutzer et al.	
D442,752	S	5/2001	Choi	
D443,963	S	6/2001	Gudefin	
6,276,078	B1	* 8/2001	Beverly et al.	38/90
D452,354	S	12/2001	Hsu	
D455,533	S	* 4/2002	Choi	D32/70
D459,562	S	6/2002	Page et al.	
D463,891	S	10/2002	Choi	
D464,780	S	10/2002	Schupp	
D468,505	S	1/2003	Fujita et al.	
D470,287	S	2/2003	Hada	
D476,453	S	6/2003	Garman	
D478,401	S	8/2003	Lee	
D480,525	S	10/2003	Wendt	
D481,503	S	10/2003	Choi	

* cited by examiner

FIG-1

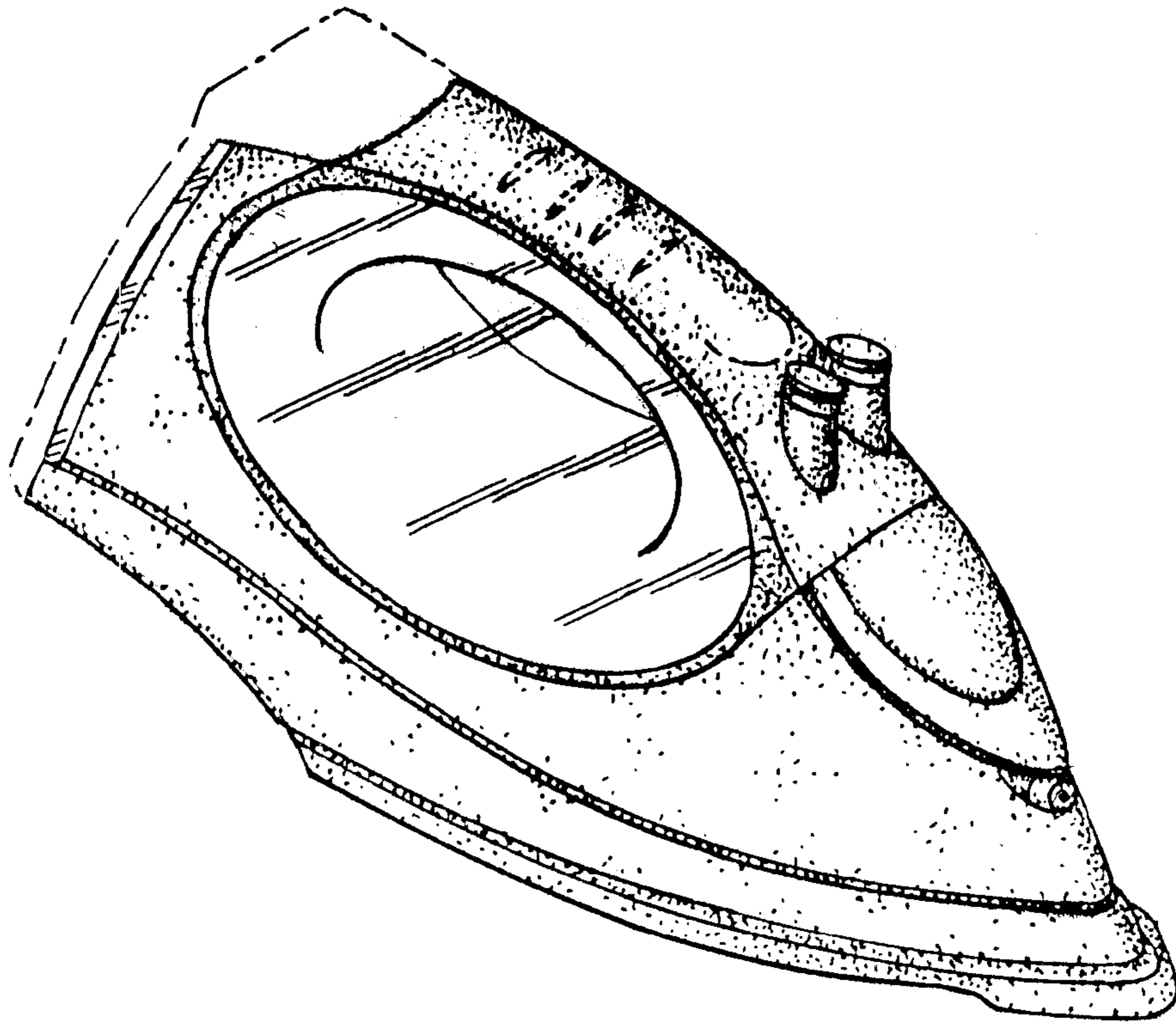


FIG-2

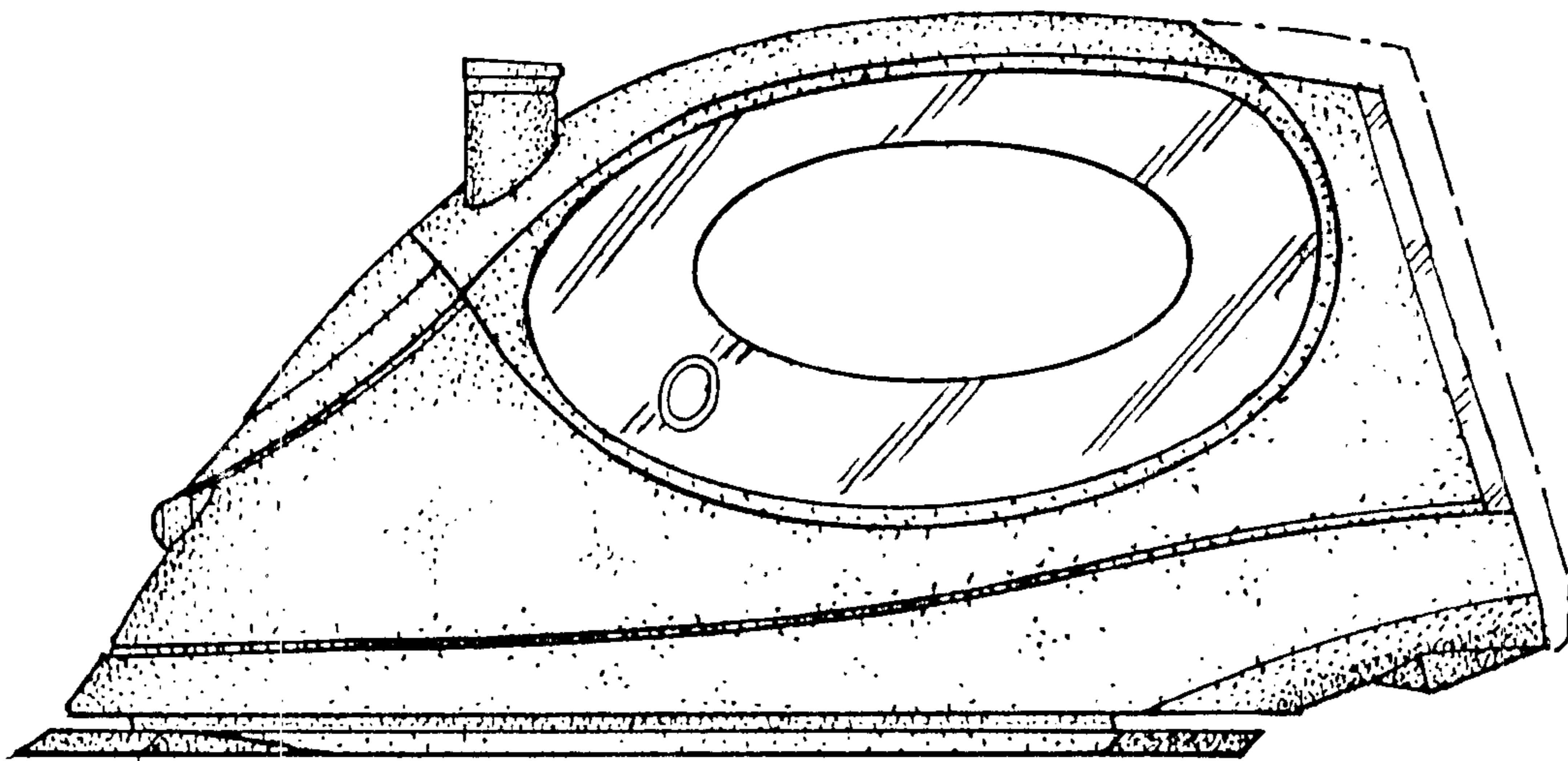


FIG-3

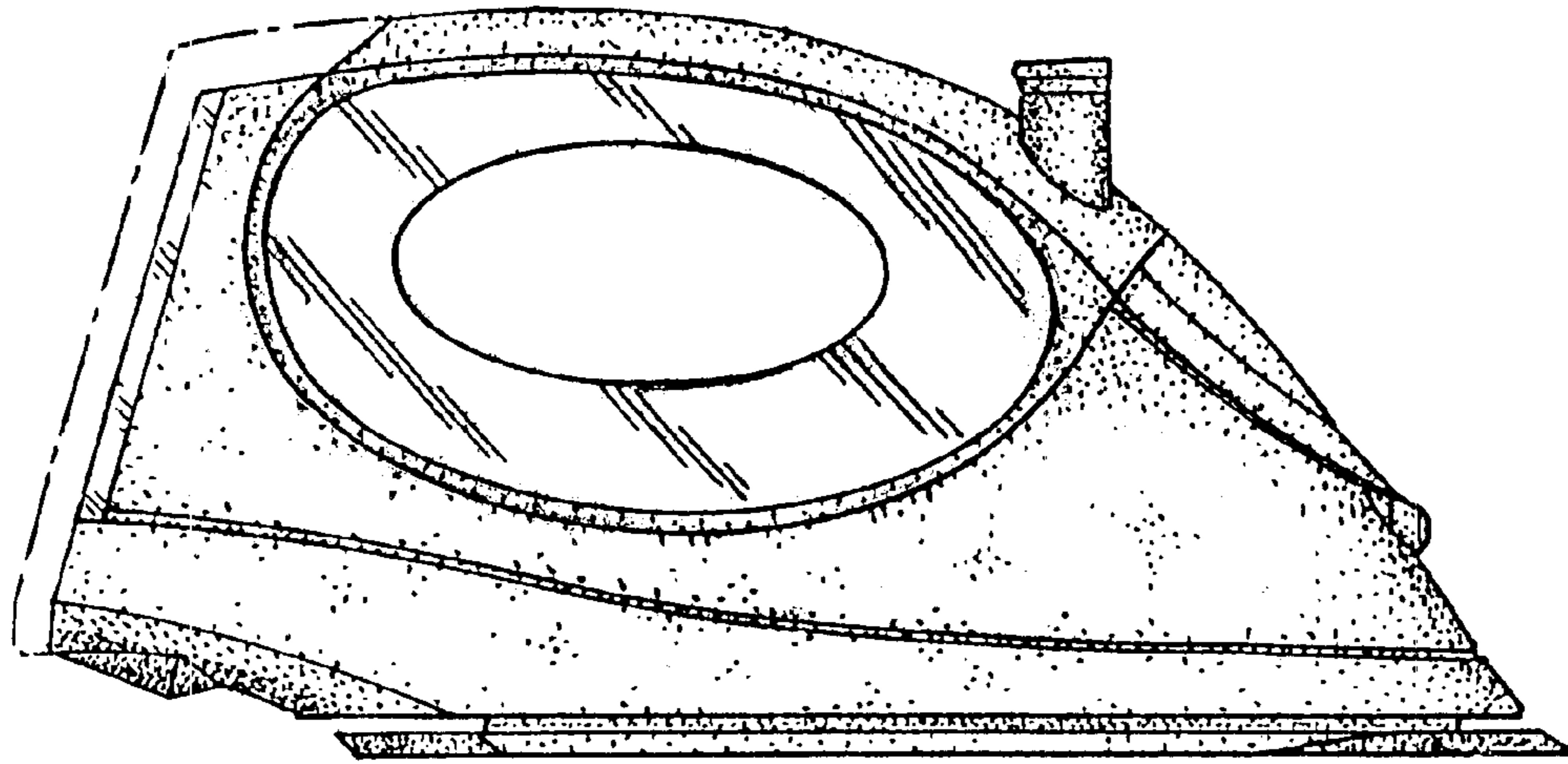


FIG-4

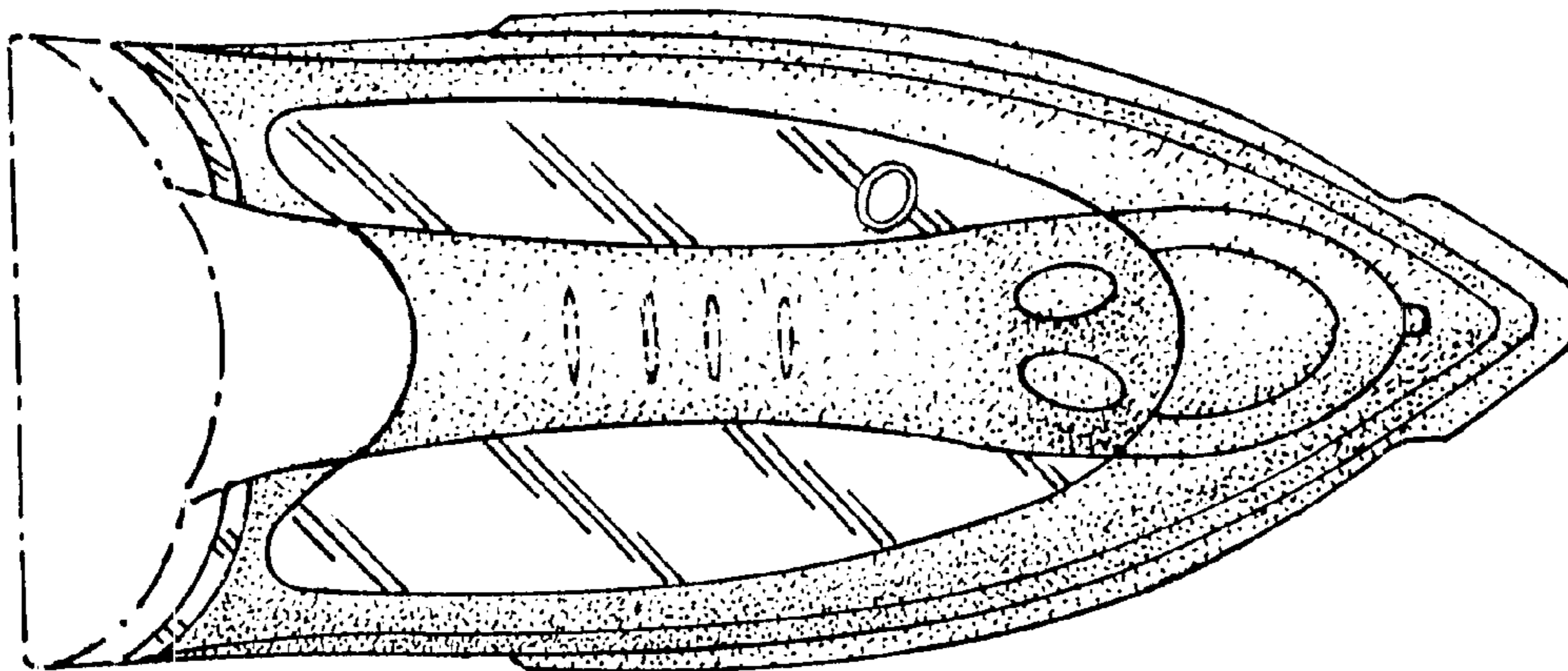


FIG-5

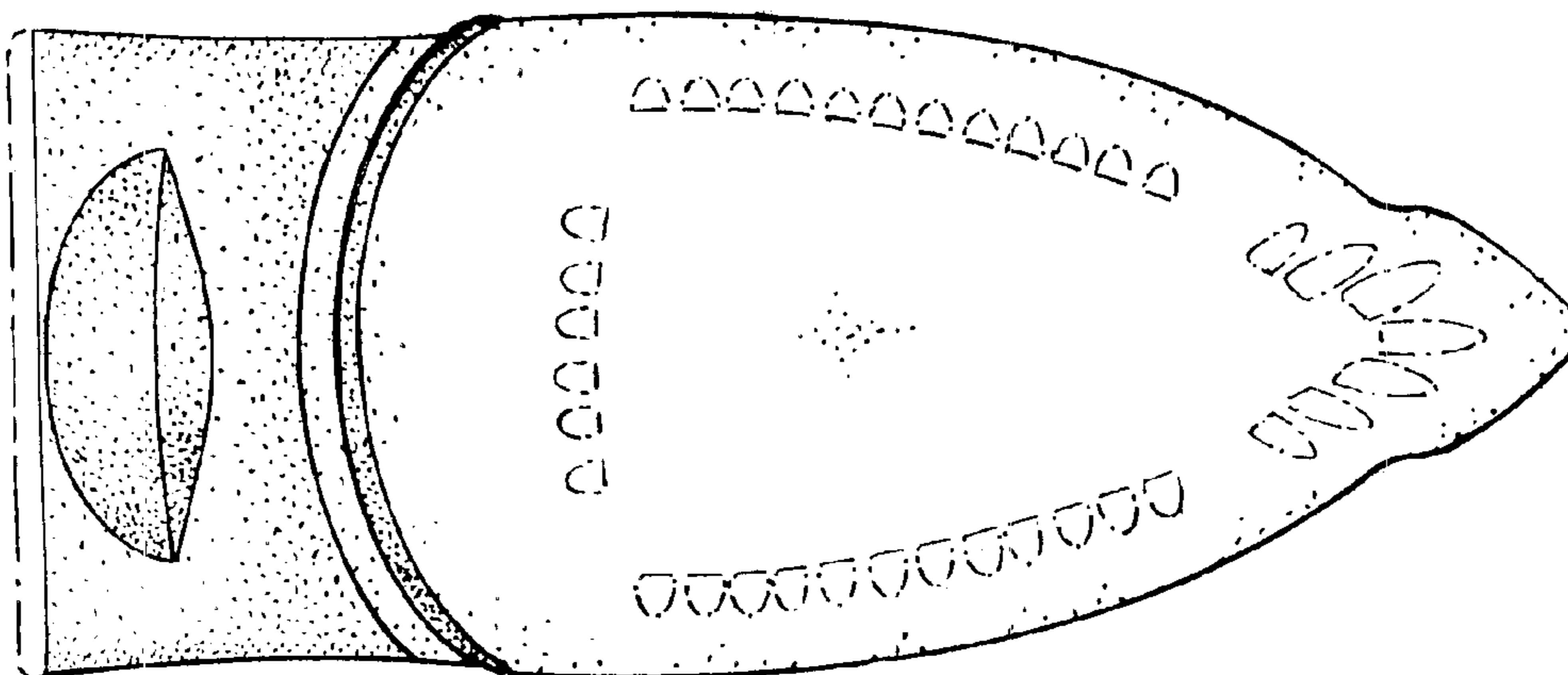


FIG-6

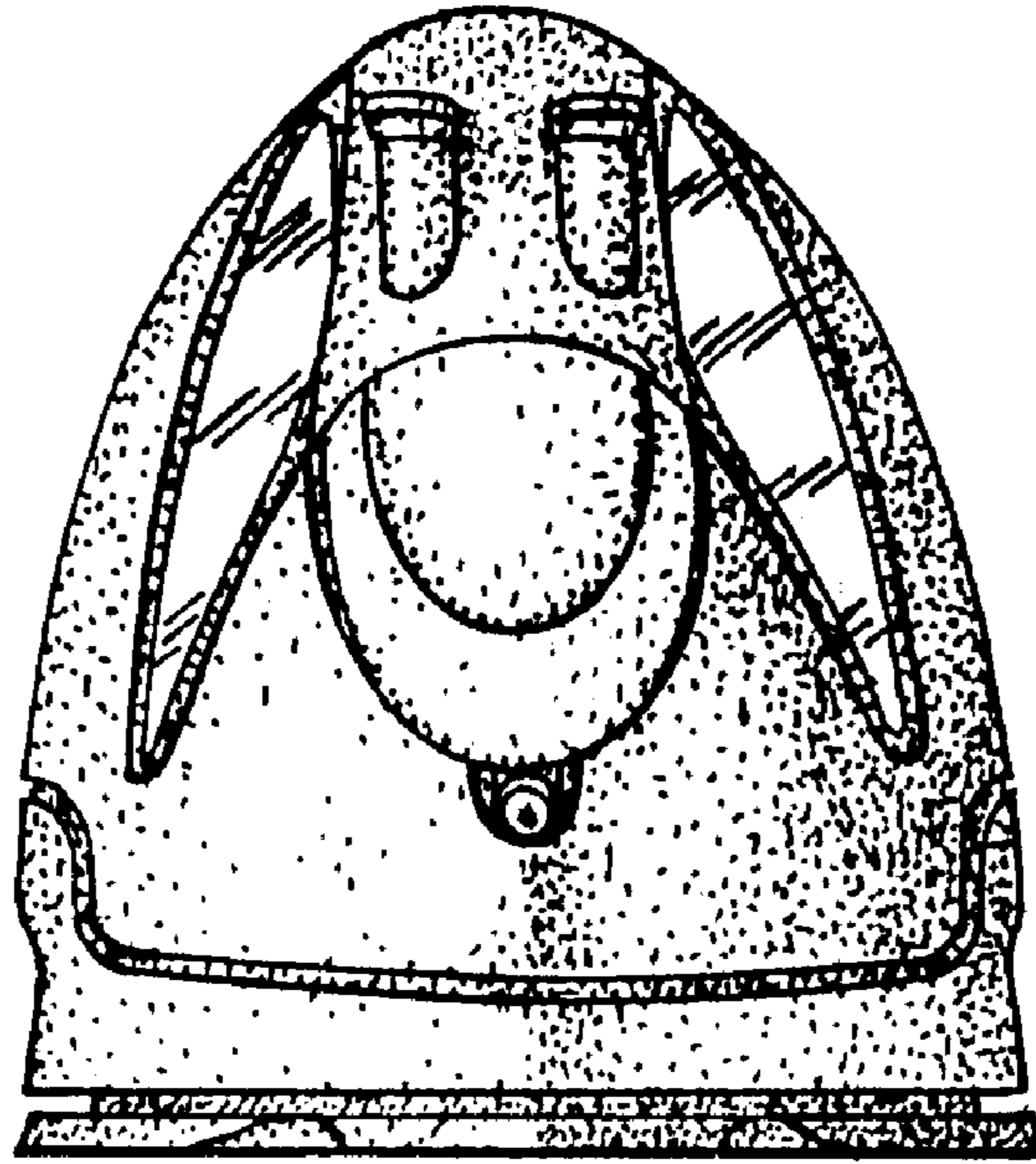


FIG-7

