



US00D531359S

(12) **United States Design Patent**
Ajootian

(10) **Patent No.:** **US D531,359 S**

(45) **Date of Patent:** **** Oct. 31, 2006**

(54) **ABRASIVE HEAD FOR A FOOT FILE**

2005/0150508 A1 * 7/2005 Downs et al. 132/73

(76) Inventor: **Janice K. Ajootian**, 128 Singleton St.,
Woonsocket, RI (US) 02895

* cited by examiner

Primary Examiner—Jennifer Rivard

(**) Term: **14 Years**

(74) *Attorney, Agent, or Firm*—Robert J Doherty

(21) Appl. No.: **29/254,257**

(57) **CLAIM**

(22) Filed: **Feb. 21, 2006**

The ornamental design for an abrasive head for a foot file,
as shown and described.

(51) **LOC (8) Cl.** **28-03**

DESCRIPTION

(52) **U.S. Cl.** **D28/59**

(58) **Field of Classification Search** D28/56,
D28/57, 59; 132/73, 73.5, 75, 75.3, 75.4,
132/75.6, 76.4, 76.5, 76.2
See application file for complete search history.

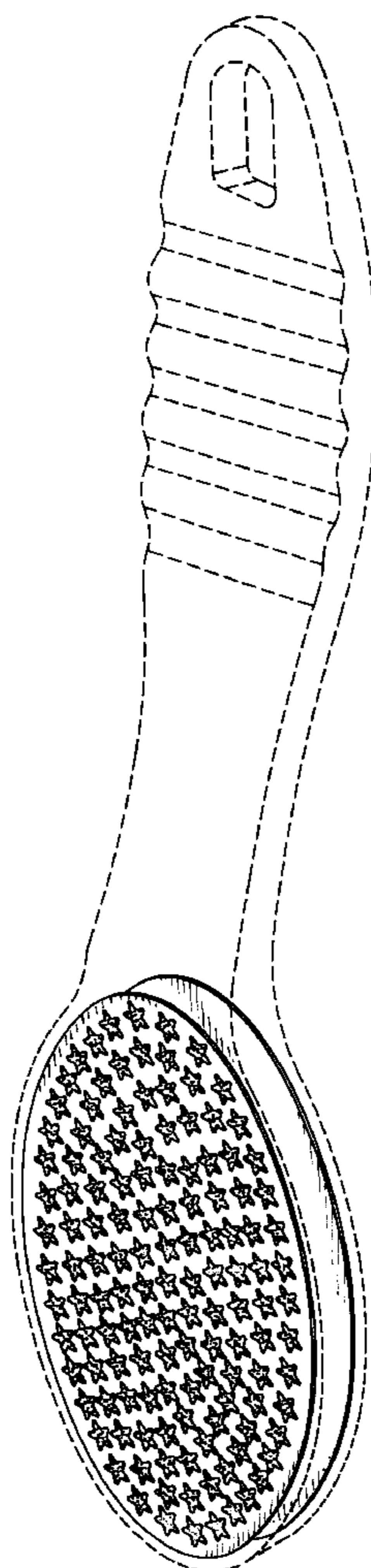
FIG. 1 is a front perspective view of an abrasive head for a
foot file showing my new design;
FIG. 2 is an enlarged partial view of FIG. 1;
FIG. 3 is a front elevational view of FIG. 2, the rear
elevational view being identical thereto;
FIG. 4 is a right side elevational view of FIG. 2, the left side
elevational view being the mirror image thereof; and,
FIG. 5 is a top plan view of FIG. 2, the bottom plan view
being the mirror image thereof.
The broken line showings of a handle in FIGS. 1–5 are for
illustrative purposes and form no part of the claimed design.

(56) **References Cited**

U.S. PATENT DOCUMENTS

D461,246 S * 8/2002 Park D28/59
D496,731 S * 9/2004 Park D28/59

1 Claim, 4 Drawing Sheets



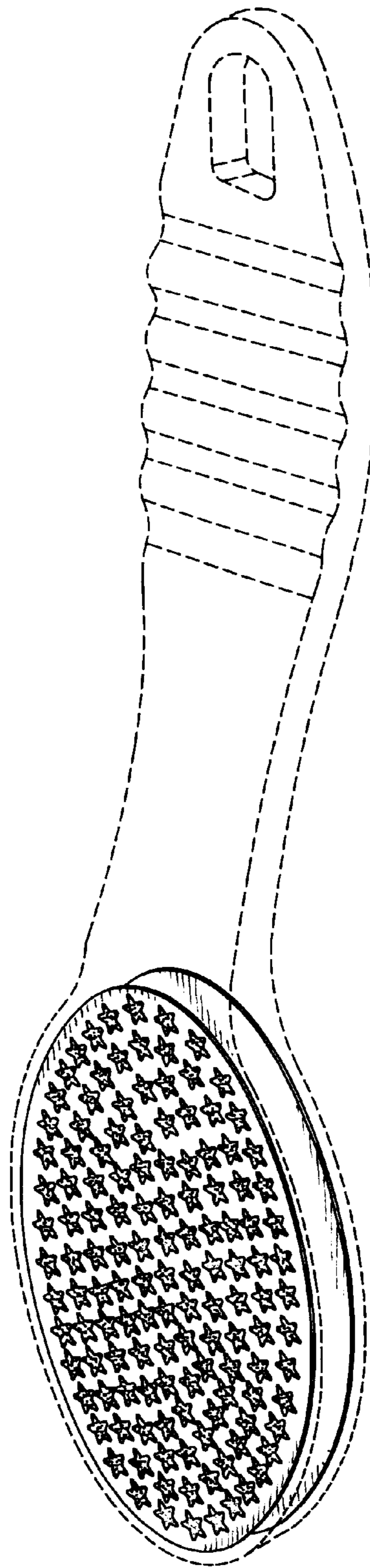


FIG. 1

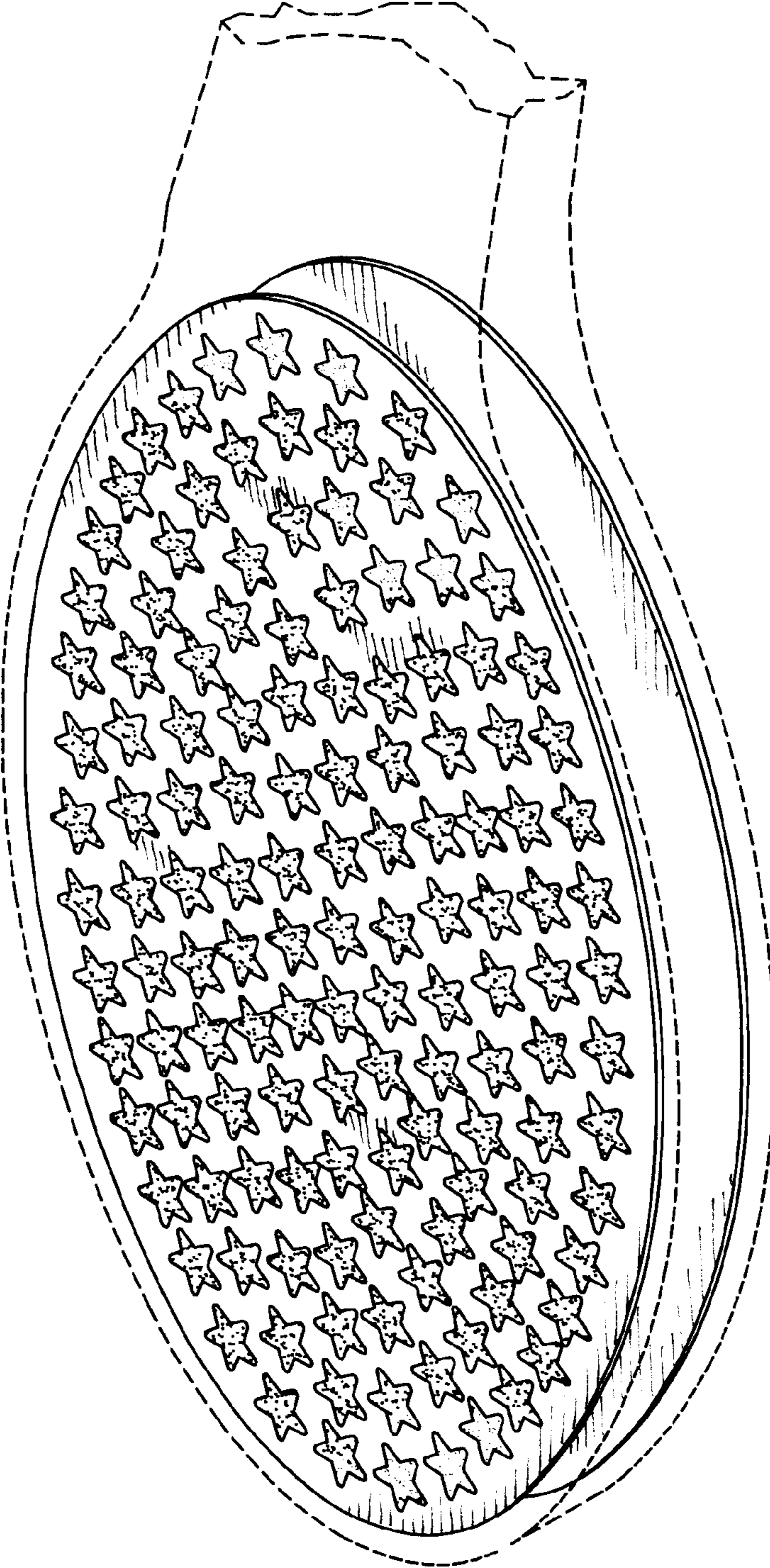


FIG. 2

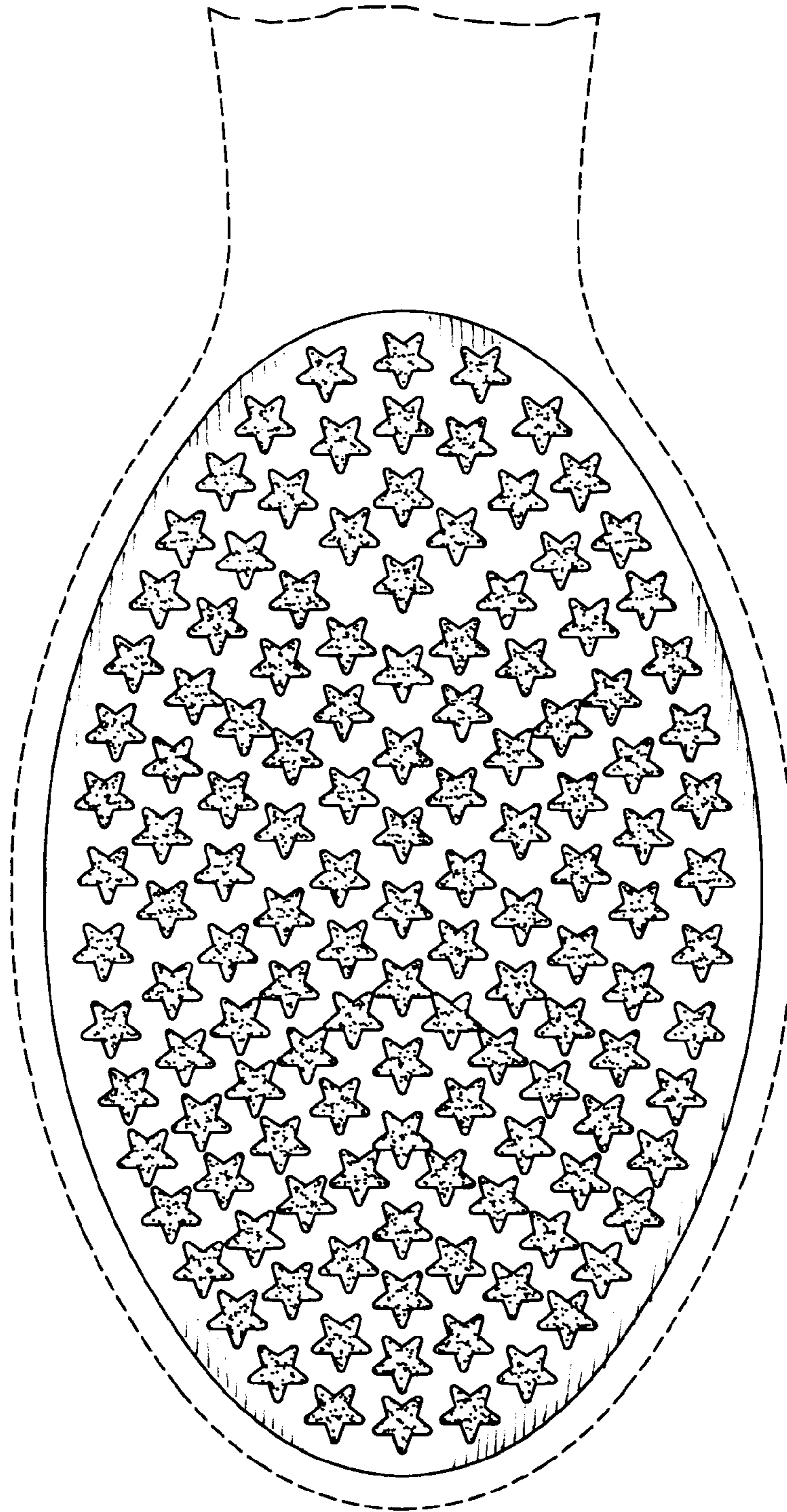


FIG. 3

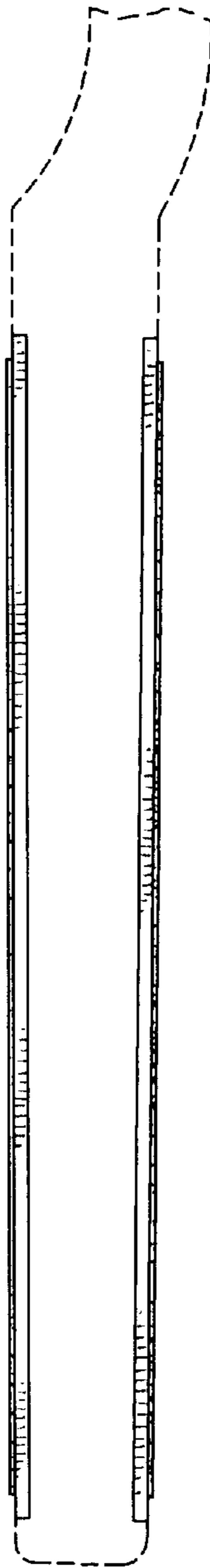


FIG. 4




FIG. 5