



US00D531355S

(12) **United States Design Patent**  
**Huang**

(10) **Patent No.:** **US D531,355 S**

(45) **Date of Patent:** **\*\* Oct. 31, 2006**

(54) **ELECTRONIC LIGHTER**

(75) Inventor: **Xinhua Huang**, Cixi (CN)

(73) Assignee: **Ningbo Xinhai Electric Co., Ltd** (CN)

(\*\*) Term: **14 Years**

(21) Appl. No.: **29/233,473**

(22) Filed: **Jul. 5, 2005**

(30) **Foreign Application Priority Data**

Jan. 11, 2005 (CN) ..... 2005 3 0001643

(51) **LOC (8) Cl.** ..... **27-05**

(52) **U.S. Cl.** ..... **D27/154**

(58) **Field of Classification Search** ..... D27/139,  
D27/141-161; 431/129, 143, 153, 253-256,  
431/273-277

See application file for complete search history.

(56) **References Cited**

**U.S. PATENT DOCUMENTS**

D359,143 S \* 6/1995 Higuchi ..... D27/154  
5,829,963 A 11/1998 Ichikawa  
5,839,892 A 11/1998 Hwang  
6,200,130 B1 3/2001 Man  
6,206,689 B1 3/2001 Doucet et al.

D441,495 S \* 5/2001 Lin ..... D27/154  
6,287,109 B1 9/2001 Hirota  
6,386,860 B1 5/2002 Adams et al.  
6,533,575 B1 3/2003 Man  
6,808,386 B1 10/2004 Huang  
2005/0042561 A1 \* 2/2005 Hu et al. .... 431/153

**FOREIGN PATENT DOCUMENTS**

WO WO 2004/020904 A1 3/2004

\* cited by examiner

*Primary Examiner*—Jennifer Rivard

(74) *Attorney, Agent, or Firm*—Brooks Kushman P.C.

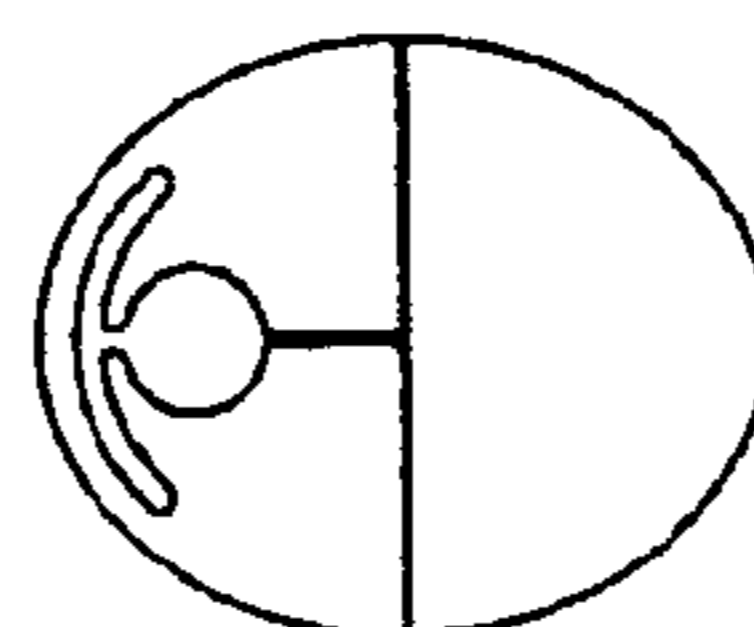

(57) **CLAIM**

The ornamental design for an electronic lighter, as shown and described.

**DESCRIPTION**

FIG. 1 is a front elevational view of an electronic ignitor embodying the new design;  
FIG. 2 is a rear elevational view thereof;  
FIG. 3 is a right side elevational view thereof;  
FIG. 4 is a left side elevational view thereof;  
FIG. 5 is a top plan view thereof; and,  
FIG. 6 is a bottom plan view thereof.

**1 Claim, 1 Drawing Sheet**



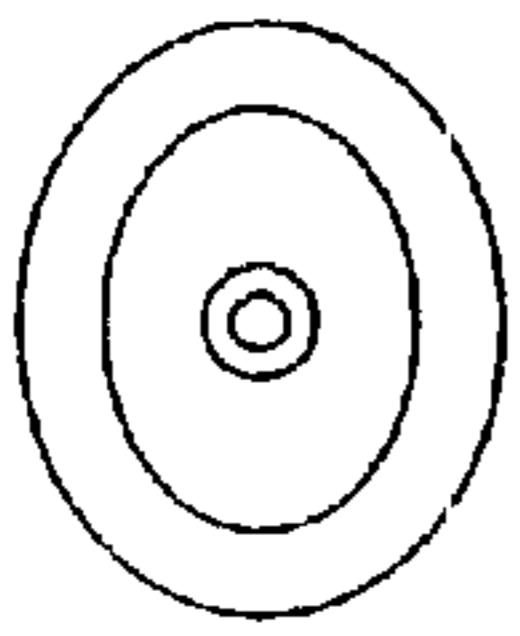


Fig. 6




Fig. 2



Fig. 3




Fig. 1




Fig. 4

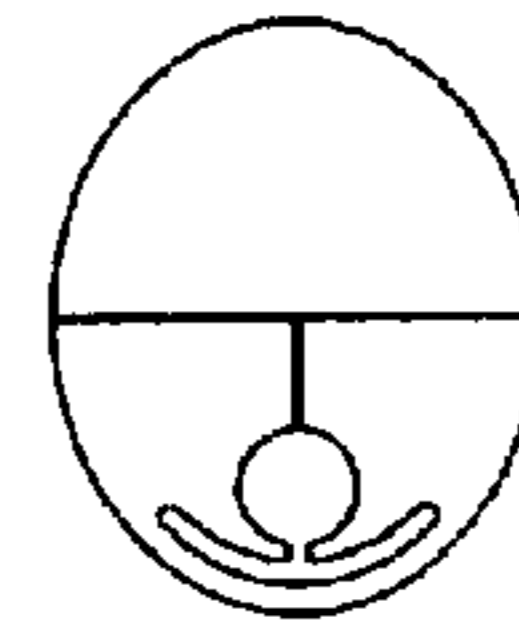


Fig. 5