



US00D531353S

(12) **United States Design Patent**
Ruan

(10) **Patent No.:** **US D531,353 S**

(45) **Date of Patent:** **** Oct. 31, 2006**

(54) **PIEZOELECTRIC LIGHTER**

(75) Inventor: **Jun Kang Ruan**, Monterey Park, CA
(US)

(73) Assignee: **BIG J&J, Inc.**, Monterey Park, CA
(US)

(**) Term: **14 Years**

(21) Appl. No.: **29/225,332**

(22) Filed: **Mar. 16, 2005**

(51) **LOC (8) Cl.** **27-05**

(52) **U.S. Cl.** **D27/154**

(58) **Field of Classification Search** D27/139,
D27/141-161; 431/129, 143, 153, 253-256,
431/273-277

See application file for complete search history.

(56) **References Cited**

U.S. PATENT DOCUMENTS

D302,597 S * 8/1989 Cadoux D27/156
D318,932 S * 8/1991 Frigiere D27/154

D397,497 S * 8/1998 Kaga D27/154
D411,898 S * 7/1999 Inoue et al. D27/154
5,980,239 A * 11/1999 Doucet et al. 431/153
D465,879 S * 11/2002 Abouni D27/154
D514,742 S * 2/2006 Katsumata D27/161

* cited by examiner

Primary Examiner—Jennifer Rivard

(74) *Attorney, Agent, or Firm*—Raymond Y. Chan; David
and Raymond Patent Group



(57) **CLAIM**

The ornamental design for a piezoelectric lighter, as shown.

DESCRIPTION

FIG. 1 is a perspective view showing my new design.
FIG. 2 is a left view thereof.
FIG. 3 is a right view thereof.
FIG. 4 is a front end view thereof.
FIG. 5 is a rear end view thereof.
FIG. 6 is a top view thereof; and,
FIG. 7 is a bottom view thereof.

1 Claim, 7 Drawing Sheets






FIG. 1




FIG. 2

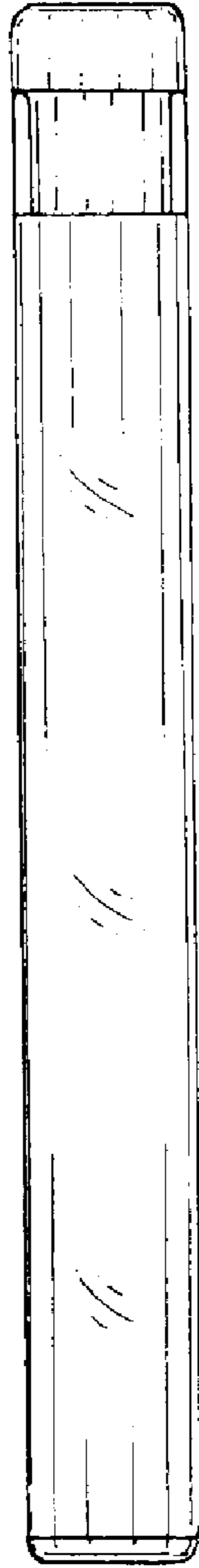


FIG. 3




FIG. 4




FIG. 5

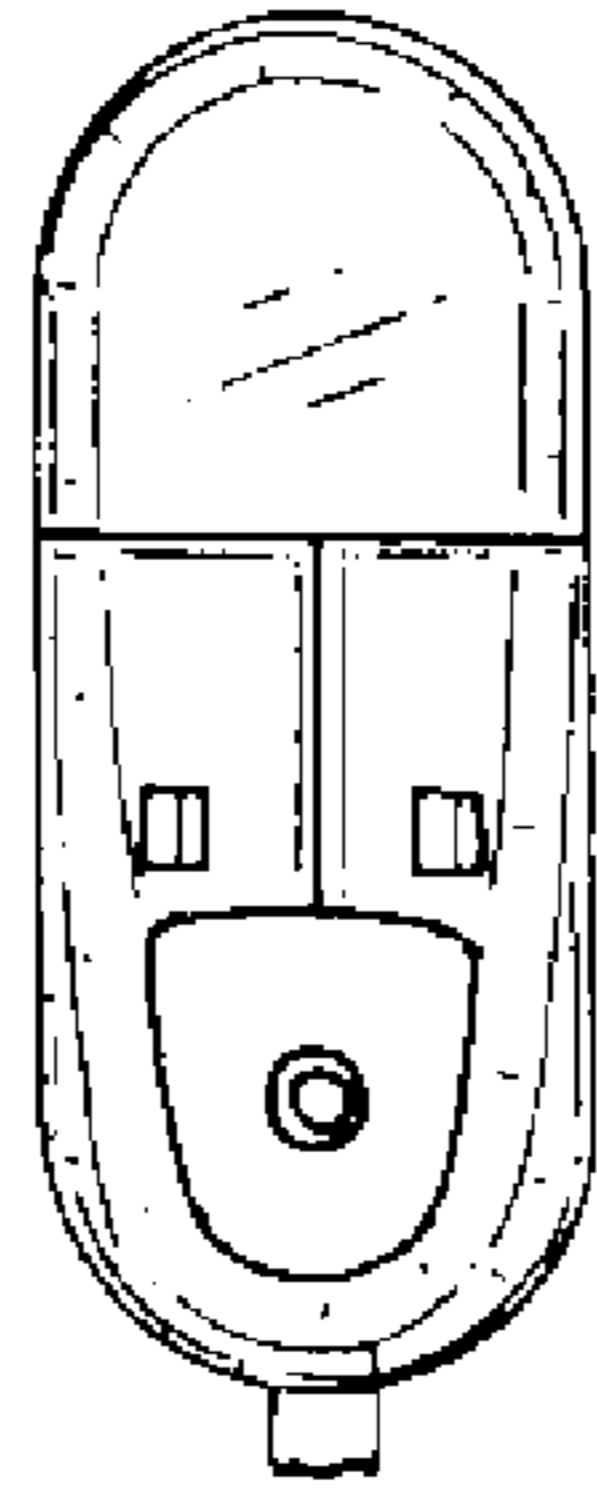


FIG. 6

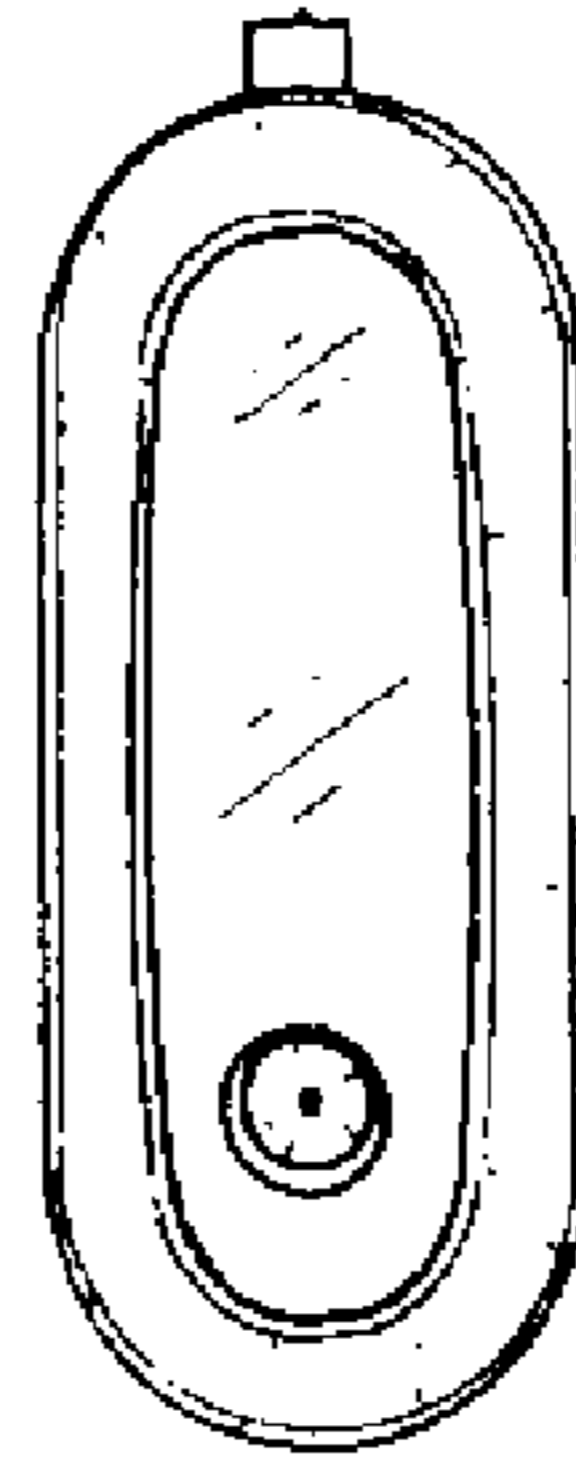


FIG. 7