



US00D531349S

(12) **United States Design Patent**  
**Hidalgo**

(10) **Patent No.:** **US D531,349 S**  
(45) **Date of Patent:** **\*\* Oct. 31, 2006**

- (54) **PORTION OF LIGHT FIXTURE**
- (75) Inventor: **Rolando Hidalgo**, Orange, CA (US)
- (73) Assignee: **Minka Lighting, Inc.**, Corona, CA (US)
- (\*\*) Term: **14 Years**
- (21) Appl. No.: **29/228,602**
- (22) Filed: **Apr. 26, 2005**
- (51) **LOC (8) Cl.** ..... **26-99**
- (52) **U.S. Cl.** ..... **D26/154**
- (58) **Field of Classification Search** ..... D26/20,  
D26/23, 81, 84, 138, 142-145, 152-156;  
362/147, 404-406, 432, 806  
See application file for complete search history.

(56) **References Cited**

U.S. PATENT DOCUMENTS

D27,511 S	*	8/1897	Chesson	.....	D26/142
D56,455 S	*	10/1920	Newland	.....	D26/153
D62,661 S	*	7/1923	Aarons	.....	D26/149
D62,755 S	*	7/1923	Villaret	.....	D26/142
D66,366 S	*	1/1925	Haley	.....	D26/154
D406,920 S	*	3/1999	Valero	.....	D26/145

OTHER PUBLICATIONS

- U.S. Appl. No. 29/211,398.
- U.S. Appl. No. 29/211,392.
- U.S. Appl. No. 29/211,397.
- U.S. Appl. No. 29/211,393.
- U.S. Appl. No. 29/211,391.
- U.S. Appl. No. 29/211,394.
- U.S. Appl. No. 29/215,820.
- U.S. Appl. No. 29/215,825.
- U.S. Appl. No. 29/215,816.
- U.S. Appl. No. 29/215,797.
- U.S. Appl. No. 29/228,610.
- U.S. Appl. No. 29/228,609.

U.S. Appl. No. 29/228,627.  
 U.S. Appl. No. 29/228,626.  
 U.S. Appl. No. 29/228,625.  
 U.S. Appl. No. 29/228,633.  
 Minka Lighting, Inc.; MinkaAire 2005 catalog; Jan. 2005; pp. 20-21; Minka Lighting, Inc.; U.S.A.  
 Minka Lighting, Inc.; MinkaAire 2005 catalog; Jan. 2005; pp. 48-49; Minka Lighting, Inc.; U.S.A.  
 Minka Lighting, Inc.; MinkaAire 2005 catalog; Jan. 2005; pp. 62-63; Minka Lighting, Inc.; U.S.A.  
 Minka Lighting, Inc.; MinkaAire 2005 catalog; Jan. 2005; pp. 66-67; Minka Lighting, Inc.; U.S.A.  
 Ellington Internet Catalog; The Neoclassic; Model #ELNCL52NC5LKRC; printed from www.fansworksoutlet.com on Apr. 20, 2005.  
 Monte Carlo Internet Catalog; Premier; Model #MC-5PR52FB; printed from www.hansenwholesale.com on Apr. 21, 2005.

\* cited by examiner

*Primary Examiner*—Clare E Heflin  
(74) *Attorney, Agent, or Firm*—Baker & McKenzie LLP

(57) **CLAIM**

The ornamental design for a portion of light fixture, as shown and described.

**DESCRIPTION**

FIG. 1 is a perspective view from below of a portion of light fixture in accordance with my design;  
 FIG. 2 is an enlarged perspective view from below of the portion of light fixture in accordance with my design;  
 FIG. 3 is a bottom plan view of the portion of light fixture in accordance with my design; and,  
 FIG. 4 is a side elevation view of the portion of light fixture in accordance with my design.  
 The broken lines showing environmental structure are for illustrative purposes and form no part of the claimed invention.

**1 Claim, 2 Drawing Sheets**

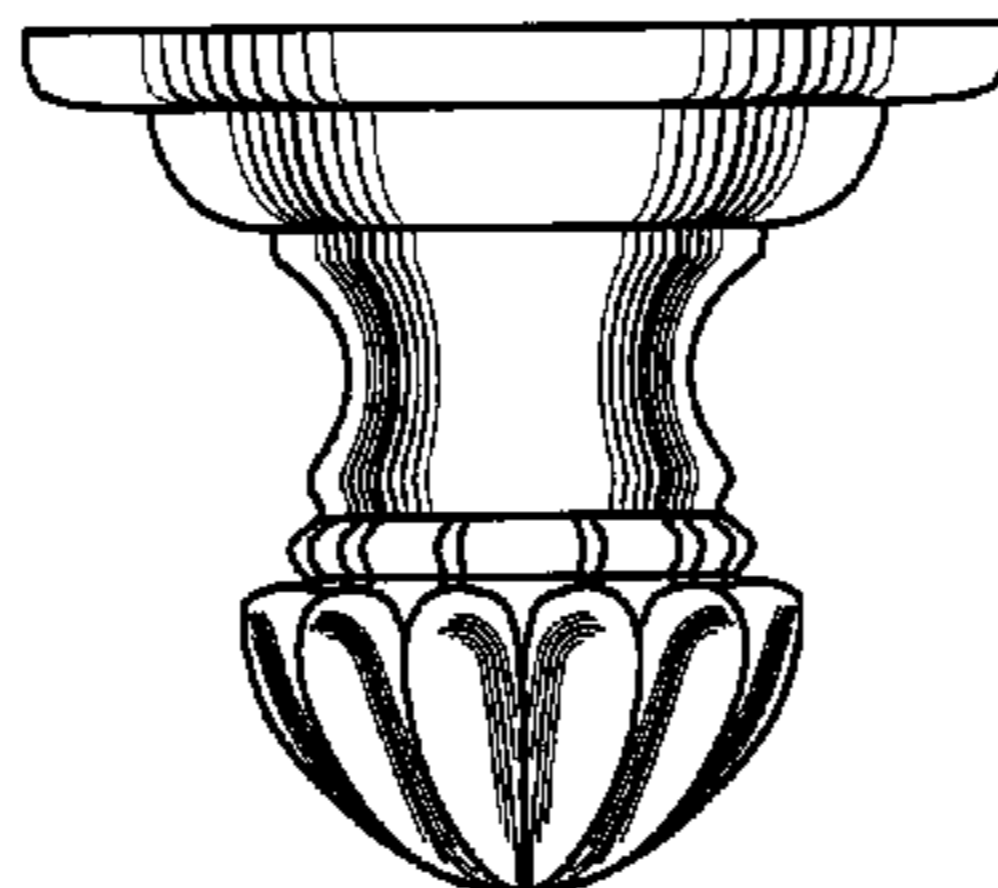
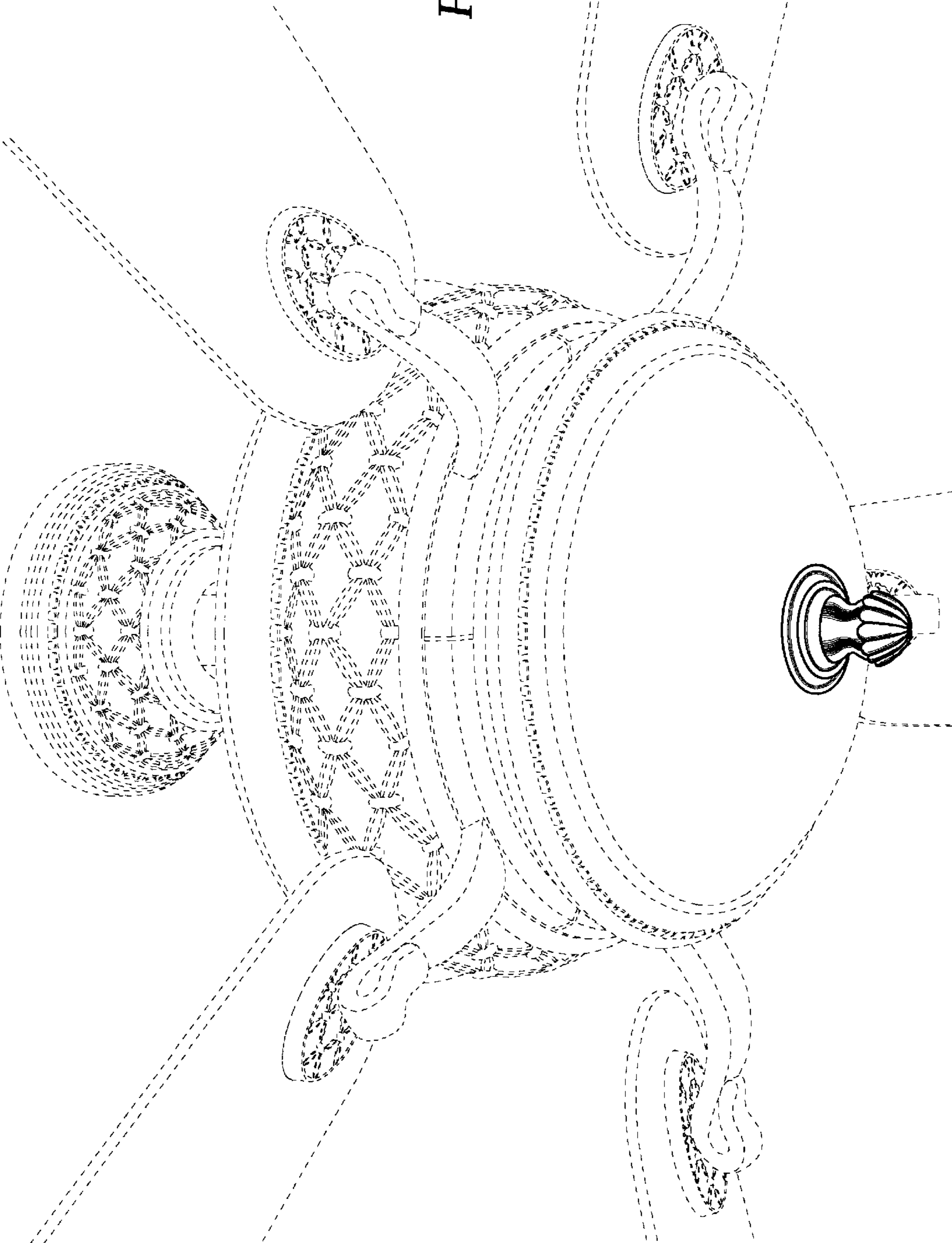
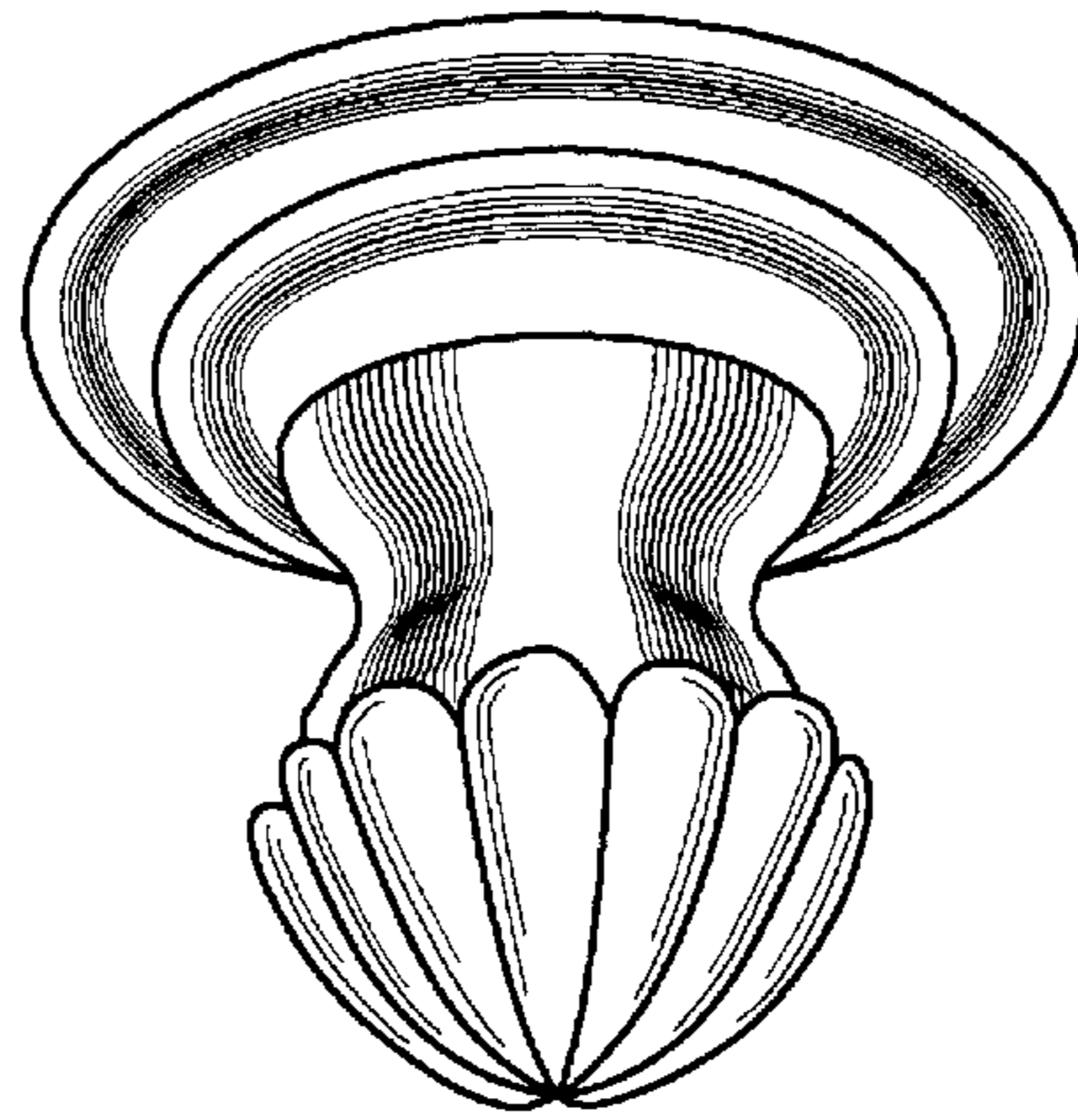



Fig. 1

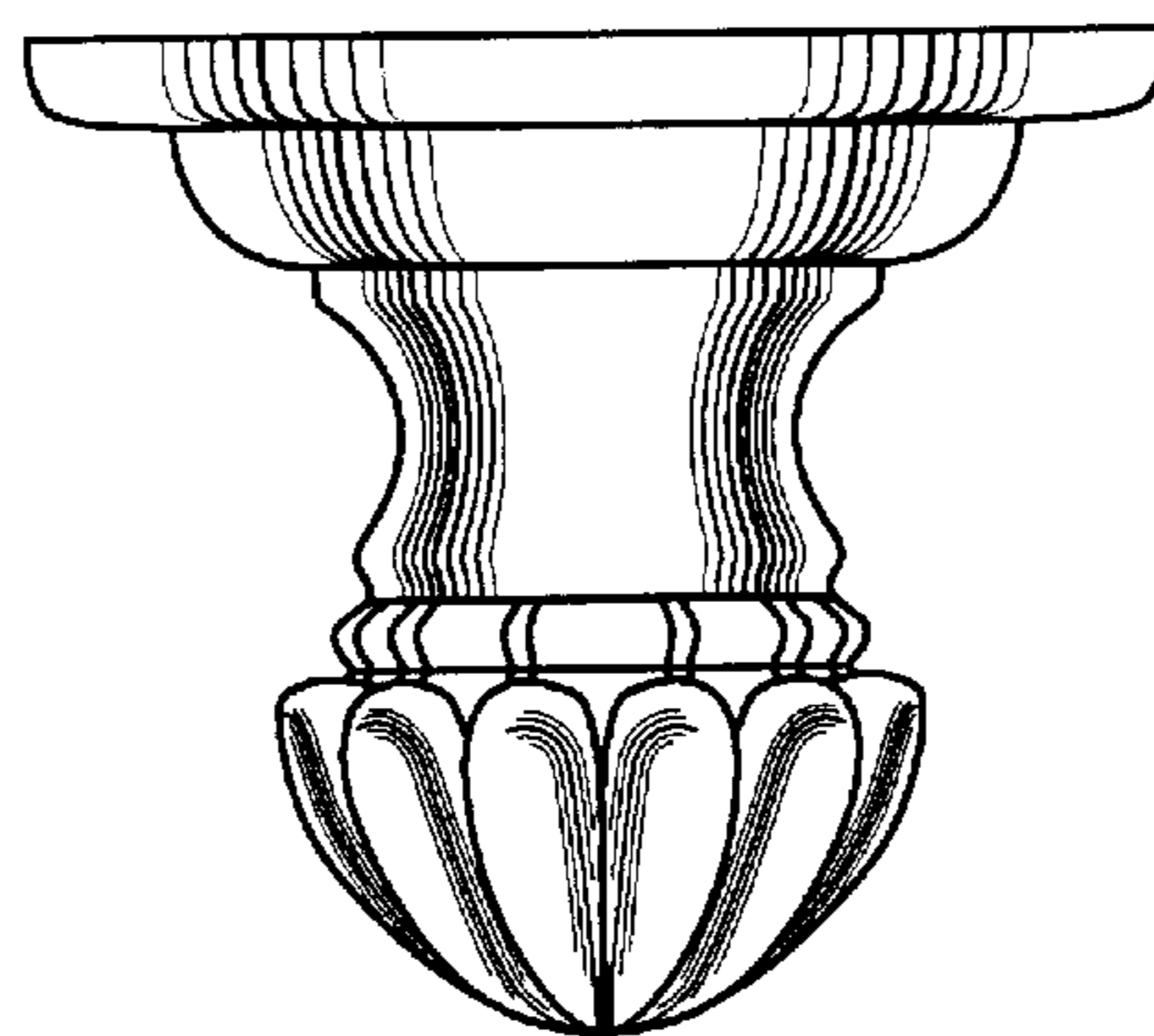




*Fig.2*



*Fig.3*



*Fig.4*

UNITED STATES PATENT AND TRADEMARK OFFICE  
**CERTIFICATE OF CORRECTION**

PATENT NO. : Des. 531,349 S  
APPLICATION NO. : 29/228602  
DATED : October 31, 2006  
INVENTOR(S) : Rolando Hidalgo

Page 1 of 4

It is certified that error appears in the above-identified patent and that said Letters Patent is hereby corrected as shown below:

The title page should be deleted and substitute therefor the attached title page.

Replace Figures 1, 2 and 4 with the attached Figures 1, 2 and 4.

Signed and Sealed this

Seventeenth Day of April, 2007

A handwritten signature in black ink on a light gray dotted background. The signature reads "Jon W. Dudas" in a cursive style.

JON W. DUDAS

*Director of the United States Patent and Trademark Office*

(12) **United States Design Patent** (19) Patent No.: **US D531,349 S**  
**Hidalgo** (45) Date of Patent: **\*\* Oct. 31, 2006**

(54) **PORTION OF LIGHT FLXTURE**  
 (75) Inventor: **Rolando Hidalgo, Orange, CA (US)**  
 (73) Assignee: **Minka Lighting, Inc., Corona, CA (US)**  
 (\*\*) Term: **14 Years**  
 (21) Appl. No.: **29/228,602**  
 (22) Filed: **Apr. 26, 2005**  
 (51) LOC (8) Cl. .... **26-99**  
 (52) U.S. Cl. .... **D26/154**  
 (58) Field of Classification Search .... **D26/20, D26/23, 81, 84, 138, 142-145, 152-156; 362/147, 404-406, 432, 806**  
 See application file for complete search history.

U.S. Appl. No. 29/228,627.  
 U.S. Appl. No. 29/228,626.  
 U.S. Appl. No. 29/228,625.  
 U.S. Appl. No. 29/228,633.  
 Minka Lighting, Inc.; MinkaAire 2005 catalog; Jan. 2005; pp. 20-21; Minka Lighting, Inc.; U.S.A.  
 Minka Lighting, Inc.; MinkaAire 2005 catalog; Jan. 2005; pp. 48-49; Minka Lighting, Inc.; U.S.A.  
 Minka Lighting, Inc.; MinkaAire 2005 catalog; Jan. 2005; pp. 62-63; Minka Lighting, Inc.; U.S.A.  
 Minka Lighting, Inc.; MinkaAire 2005 catalog; Jan. 2005; pp. 66-67; Minka Lighting, Inc.; U.S.A.  
 Billington Internet Catalog; The Neoclassic; Model #BLNCL52NC5LKRC; printed from www.fansworkoutlet.com on Apr. 20, 2005.  
 Monte Carlo Internet Catalog; Premier; Model #MC-5PR52FB; printed from www.hansenwholesale.com on Apr. 21, 2005.

(56) **References Cited**

**U.S. PATENT DOCUMENTS**

D27,511 S	*	8/1897	Chesson	.....	D26/142
D36,453 S	*	10/1970	Newland	.....	D26/153
D62,661 S	*	7/1923	Aarons	.....	D26/149
D62,755 S	*	7/1923	Villaret	.....	D26/142
D65,366 S	*	1/1925	Haley	.....	D26/154
D406,920 S	*	3/1999	Valero	.....	D26/145

**OTHER PUBLICATIONS**

- U.S. Appl. No. 29/211,398.
- U.S. Appl. No. 29/211,392.
- U.S. Appl. No. 29/211,397.
- U.S. Appl. No. 29/211,393.
- U.S. Appl. No. 29/211,391.
- U.S. Appl. No. 29/211,394.
- U.S. Appl. No. 29/215,820.
- U.S. Appl. No. 29/215,825.
- U.S. Appl. No. 29/215,816.
- U.S. Appl. No. 29/215,797.
- U.S. Appl. No. 29/228,610.
- U.S. Appl. No. 29/228,609.

\* cited by examiner

*Primary Examiner*—Clare B Hestlin

(74) *Attorney, Agent, or Firm*—Baker & McKenzie LLP

(57) **CLAIM**

The ornamental design for a portion of light fixture, as shown and described.

**DESCRIPTION**

FIG. 1 is a perspective view from below of a portion of light fixture in accordance with my design;  
 FIG. 2 is an enlarged perspective view from below of the portion of light fixture in accordance with my design;  
 FIG. 3 is a bottom plan view of the portion of light fixture in accordance with my design; and,  
 FIG. 4 is a side elevation view of the portion of light fixture in accordance with my design.  
 The broken lines showing environmental structure are for illustrative purposes and form no part of the claimed invention.

1 Claim, 2 Drawing Sheets

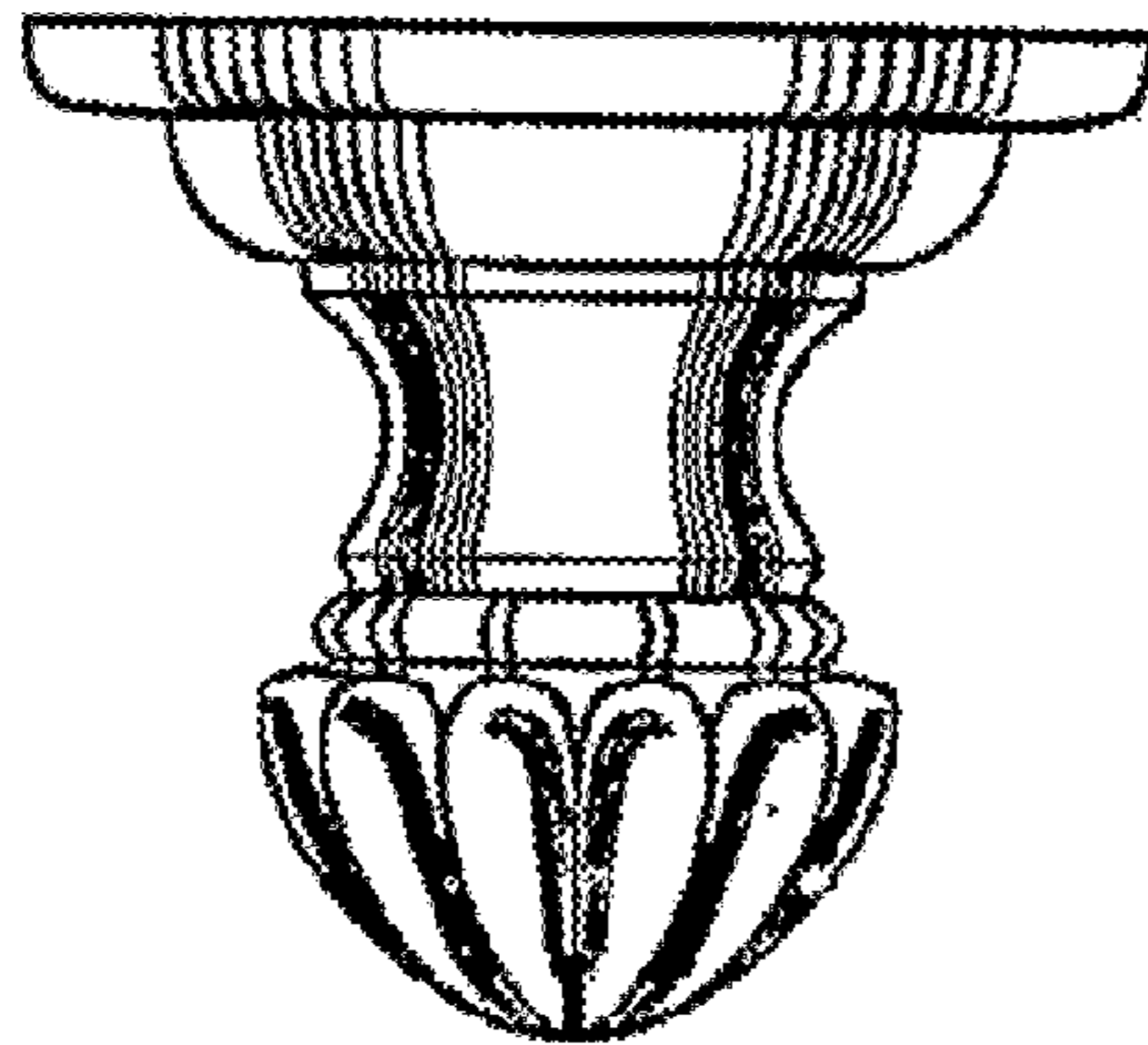
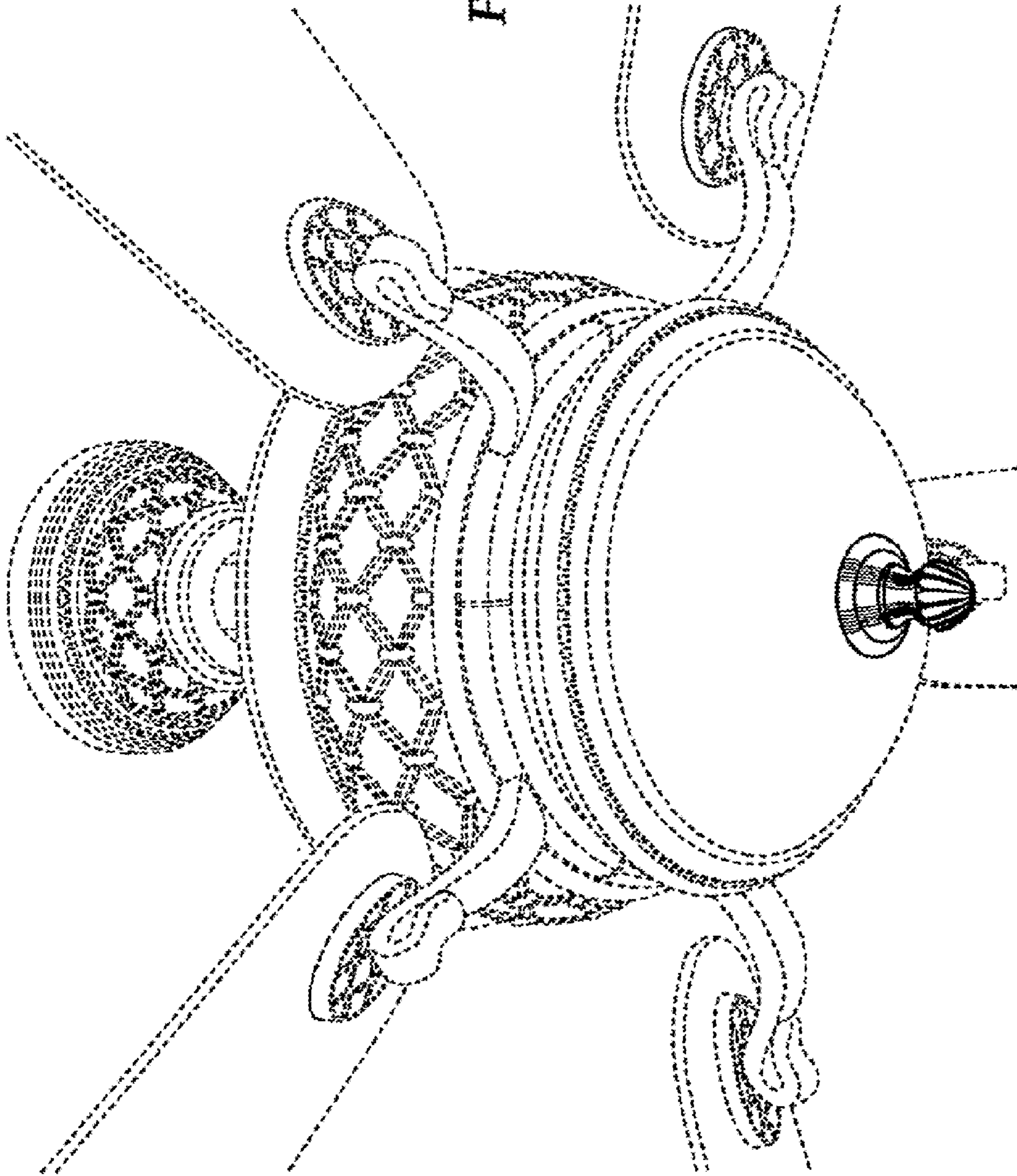
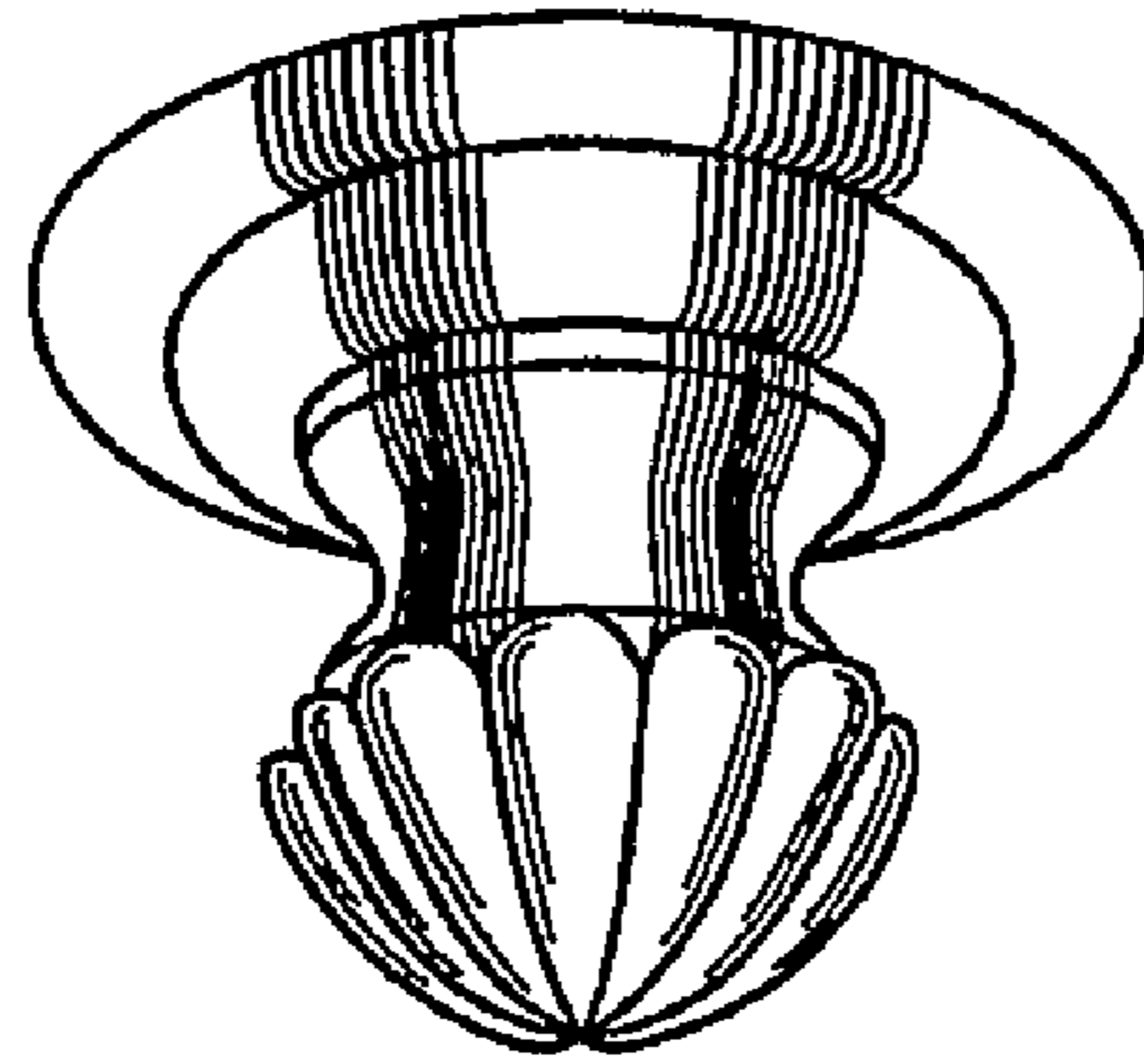



Fig. 1

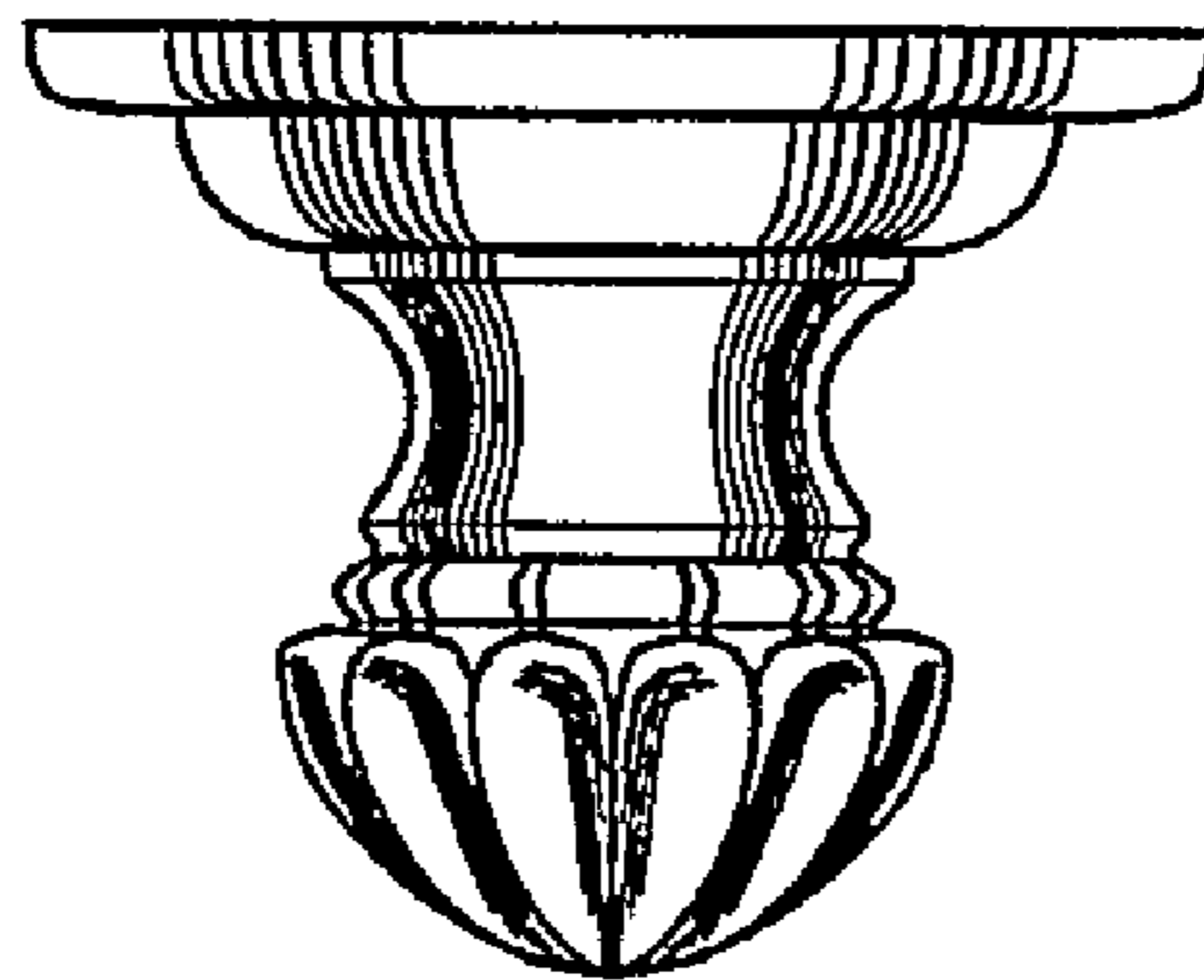




*Fig.2*



*Fig.3*



*Fig.4*