

US00D531343S

(12) **United States Design Patent**
Chen

(10) **Patent No.:** **US D531,343 S**

(45) **Date of Patent:** **** *Oct. 31, 2006**

(54) **LIGHT**

D377,229 S * 1/1997 Shalvi D26/104
D433,530 S * 11/2000 Barry D26/112
D468,478 S * 1/2003 Landefeld et al. D26/106

(75) Inventor: **Ching-Chung Chen**, Taipei Hsien (TW)

* cited by examiner

(73) Assignee: **Tseng Mei Enterprise Co., Ltd.**, Taipei Hsien (TW)

Primary Examiner—Alan P. Douglas

Assistant Examiner—Linda Brooks

(*) Notice: This patent is subject to a terminal disclaimer.

(74) *Attorney, Agent, or Firm*—Troxell Law Office, PLLC

(**) Term: **14 Years**

(57) **CLAIM**

The ornamental design for a light, as shown and described.

(21) Appl. No.: **29/200,804**

(22) Filed: **Mar. 5, 2004**

DESCRIPTION

(51) **LOC (8) Cl.** **26-03**

FIG. 1 is a top view of a light showing of my new design;

(52) **U.S. Cl.** **D26/104**

FIG. 2 is a front view thereof; (rear view is symmetrical as front view);

(58) **Field of Classification Search** D26/37,
D26/49, 93, 104, 106; 362/97, 159, 194,
362/410–415, 195, 266, 555

FIG. 3 is a right side elevational view thereof;

See application file for complete search history.

FIG. 4 is a left side elevational view thereof; and,



FIG. 5 is a bottom view thereof.

(56) **References Cited**

U.S. PATENT DOCUMENTS

D293,482 S * 12/1987 Geissler D26/49

1 Claim, 1 Drawing Sheet



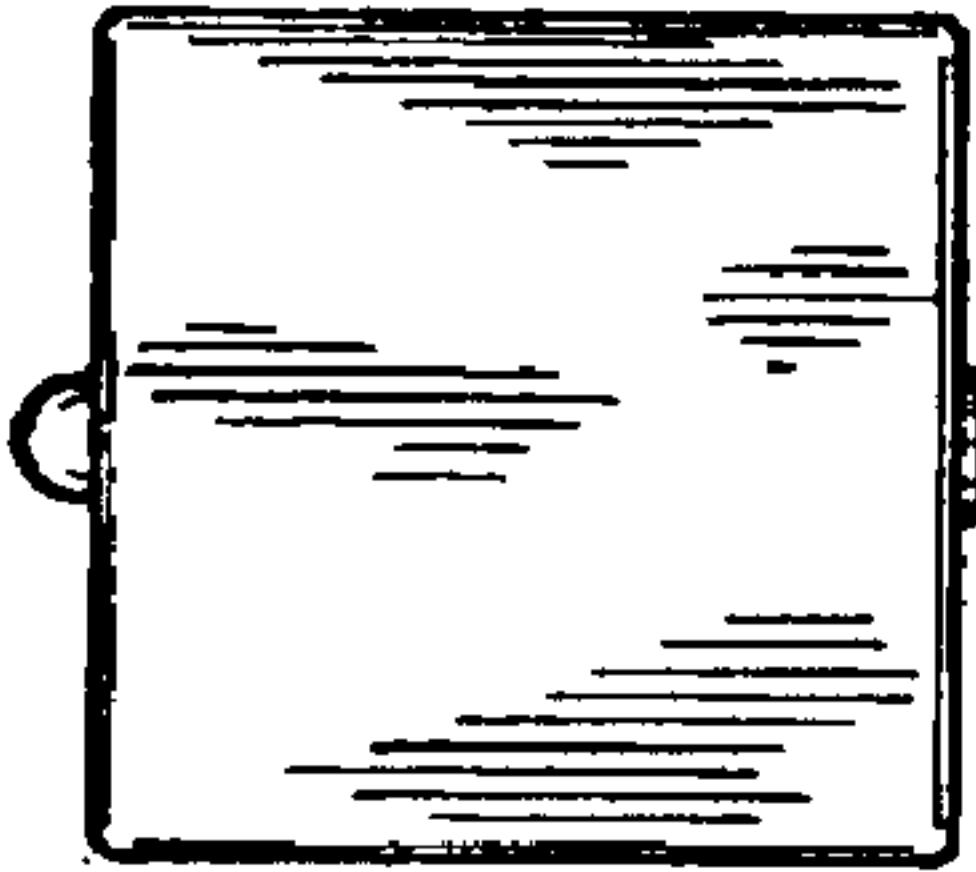


FIG. 1

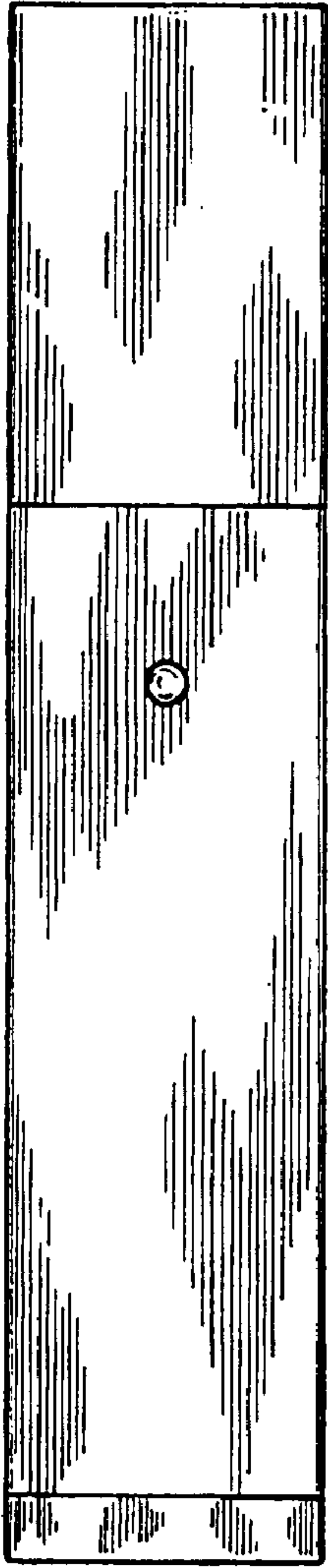


FIG. 4




FIG. 2




FIG. 3




FIG. 5