



US00D531330S

(12) **United States Design Patent**
Takabatake

(10) **Patent No.:** **US D531,330 S**
(45) **Date of Patent:** **** Oct. 31, 2006**

(54) **TURN SIGNAL LAMP FOR AN
AUTOMOBILE**

(75) Inventor: **Moto Takabatake**, Toyota (JP)

(73) Assignee: **Toyota Jidosha Kabushiki Kaisha**,
Aichi-ken (JP)

(**) Term: **14 Years**

(21) Appl. No.: **29/239,561**

(22) Filed: **Oct. 3, 2005**

(51) **LOC (8) Cl.** **26-06**

(52) **U.S. Cl.** **D26/28**

(58) **Field of Classification Search** D26/28-36;
362/459-468, 475-478, 485-487
See application file for complete search history.

(56) **References Cited**

U.S. PATENT DOCUMENTS

D509,005 S	*	8/2005	Iwasaki	D26/28
D518,200 S	*	3/2006	Honda	D26/28
D520,153 S	*	5/2006	Otto et al.	D26/28

OTHER PUBLICATIONS

Brochure for Toyota Crown "Royal," issued by Toyota Jidosha Kabushiki Kaisha, 2004.
Brochure for BMW X3, issued by BMW Japan Corp., 2004.

Brochure for BMW, issued by BMW Japan Corp., 2003.

* cited by examiner

Primary Examiner—Marcus A. Jackson

(74) *Attorney, Agent, or Firm*—Finnegan, Henderson, Farabow, Garrett & Dunner, L.L.P.

(57) **CLAIM**


The ornamental design for a turn signal lamp for an automobile, as shown and described.

DESCRIPTION

FIG. 1 is a front perspective view of a turn signal lamp for an automobile of my new design;
FIG. 2 is a front view thereof;
FIG. 3 is a rear view thereof;
FIG. 4 is a top plan view thereof;
FIG. 5 is a bottom plan view thereof;
FIG. 6 is a right side view thereof; and,
FIG. 7 is a left side view thereof.

My design includes the mirror image of the embodiment depicted. As used herein right and left refer to the orientation of the design depicted in the figures above, not the right and left sides of the device when it is included as a component of an automobile.

1 Claim, 3 Drawing Sheets






FIG. 1




FIG. 2




FIG. 3




FIG. 4




FIG. 5




FIG. 6




FIG. 7