



US00D531317S

(12) **United States Design Patent** (10) **Patent No.:** **US D531,317 S**  
**Nace** (45) **Date of Patent:** **\*\* \*Oct. 31, 2006**

(54) **BOOT PAD**

D425,993 S \* 5/2000 Bzoch ..... D24/192

(75) Inventor: **Richard A. Nace**, San Jose (CR)

\* cited by examiner

(73) Assignee: **Ongoing Care Solutions, Inc.**, Pinellas Park, FL (US)

*Primary Examiner*—Louis S. Zarfaz

*Assistant Examiner*—Daniel Yu

(\* ) Notice: This patent is subject to a terminal disclaimer.

(74) *Attorney, Agent, or Firm*—Larson & Larson, PA; Herbert W. Larson

(\*\*) Term: **14 Years**

(57) **CLAIM**

The ornamental design for a boot pad, as shown and described.

(21) Appl. No.: **29/216,509**

**DESCRIPTION**

(22) Filed: **Nov. 4, 2004**

(51) **LOC (8) Cl.** ..... **24-04**

FIG. 1 is a bottom plan view of the boot pad showing my novel design;

(52) **U.S. Cl.** ..... **D24/192**

FIG. 2 is a top plan view thereof;

(58) **Field of Classification Search** ..... D24/192,

FIG. 3 is a left side view thereof;

D24/190; 602/1, 5–6, 62, 65; 2/911; D2/896,

FIG. 4 is a right side view thereof;

D2/909, 943, 946, 961; 602/27–28, 23

FIG. 5 is a front elevational view thereof;

See application file for complete search history.

FIG. 6 is a rear elevational view thereof;

(56) **References Cited**

FIG. 7 is a top perspective view of the boot pad of the present invention; and,

**U.S. PATENT DOCUMENTS**

FIG. 8 is a bottom perspective view of the boot pad of the present invention as shown mounted to an ankle/foot orthosis.

5,078,128 A \* 1/1992 Grim et al. .... 602/23

The broken lines shown in FIG. 8 are for illustrative purposes only and form no part of the claimed design.

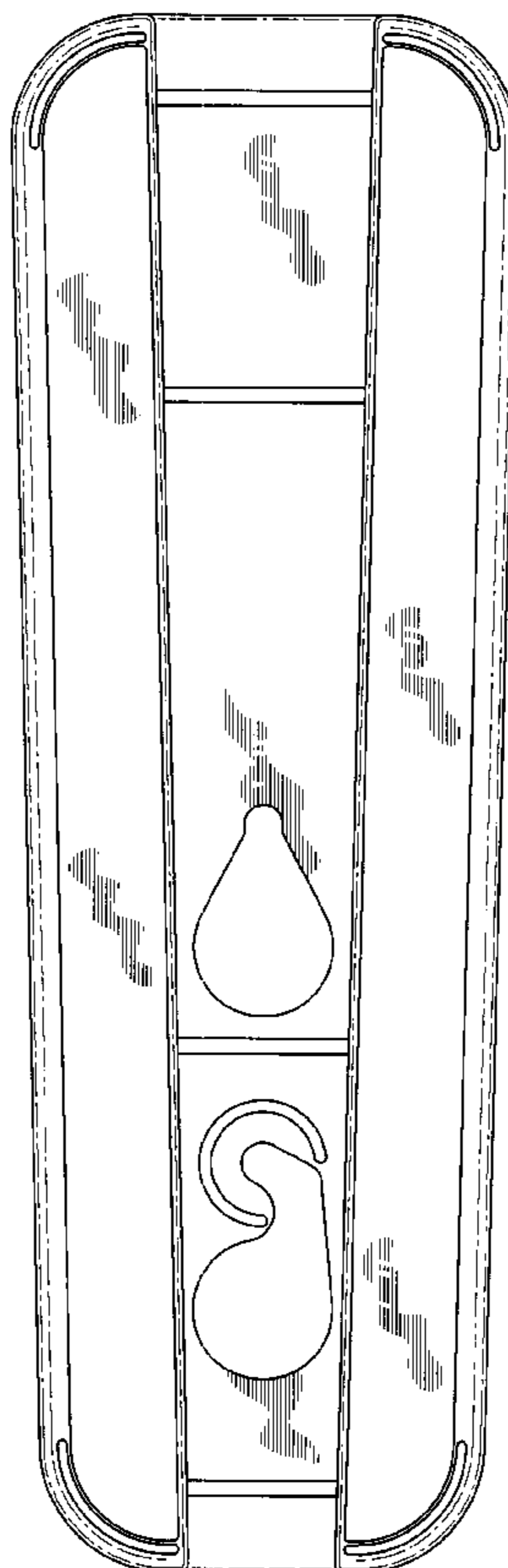
D337,876 S \* 8/1993 Kilbey ..... D24/192

5,425,701 A \* 6/1995 Oster et al. .... 602/27

5,593,383 A \* 1/1997 DeToro ..... 602/27

D384,746 S \* 10/1997 Varn ..... D24/192

**1 Claim, 5 Drawing Sheets**



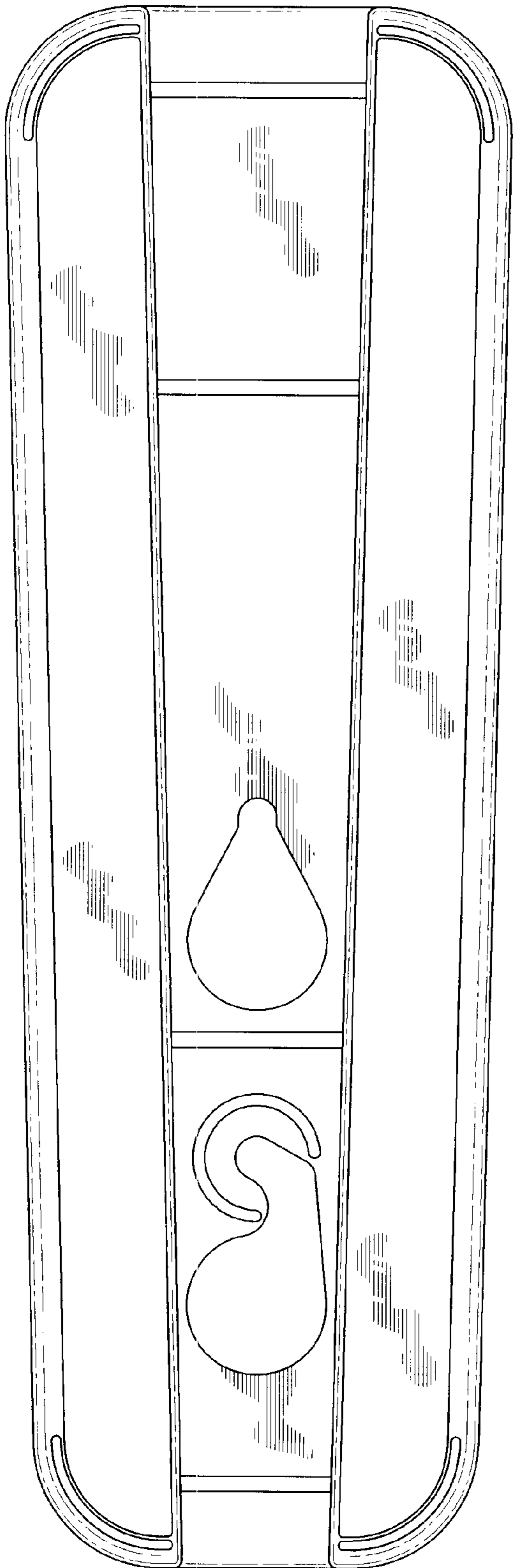


FIG. 1

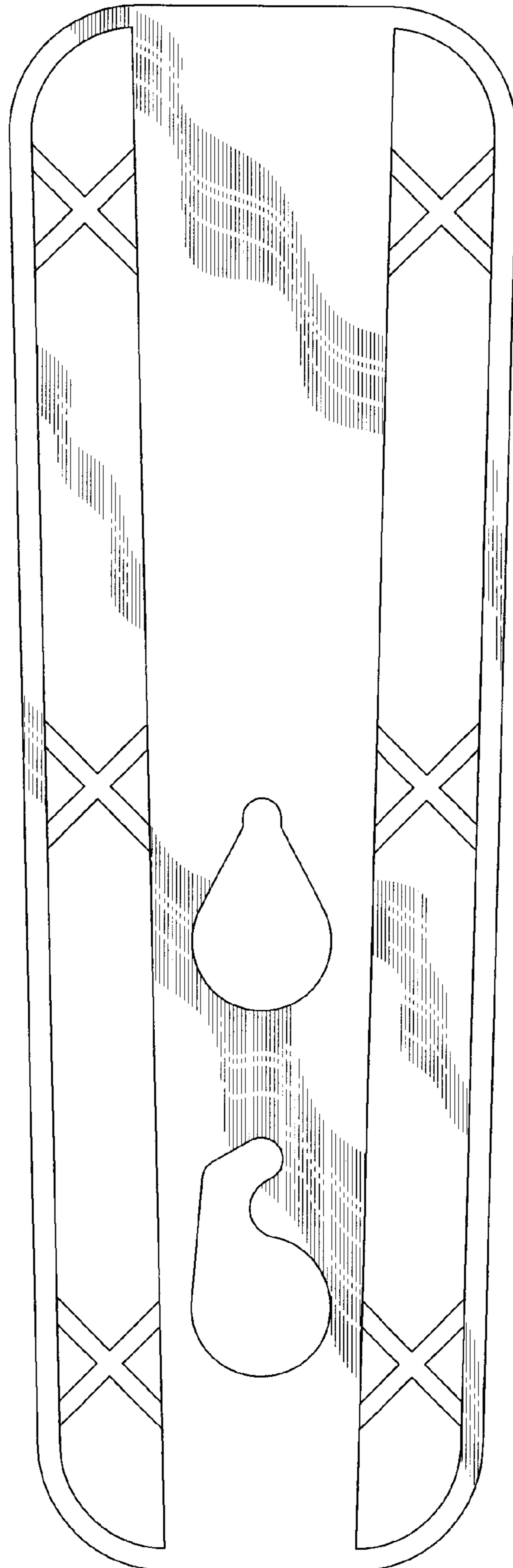


FIG. 2

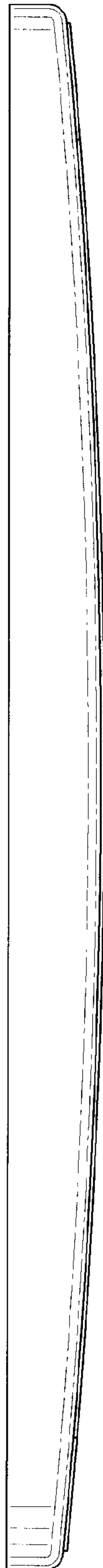


FIG. 3

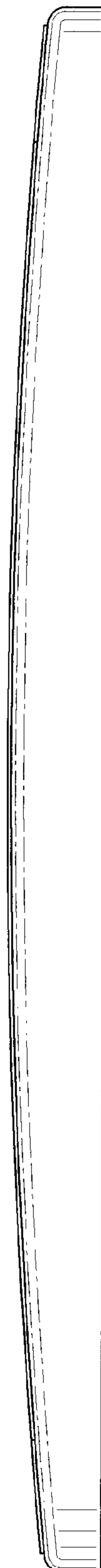




FIG. 4



**FIG. 5**



**FIG. 6**

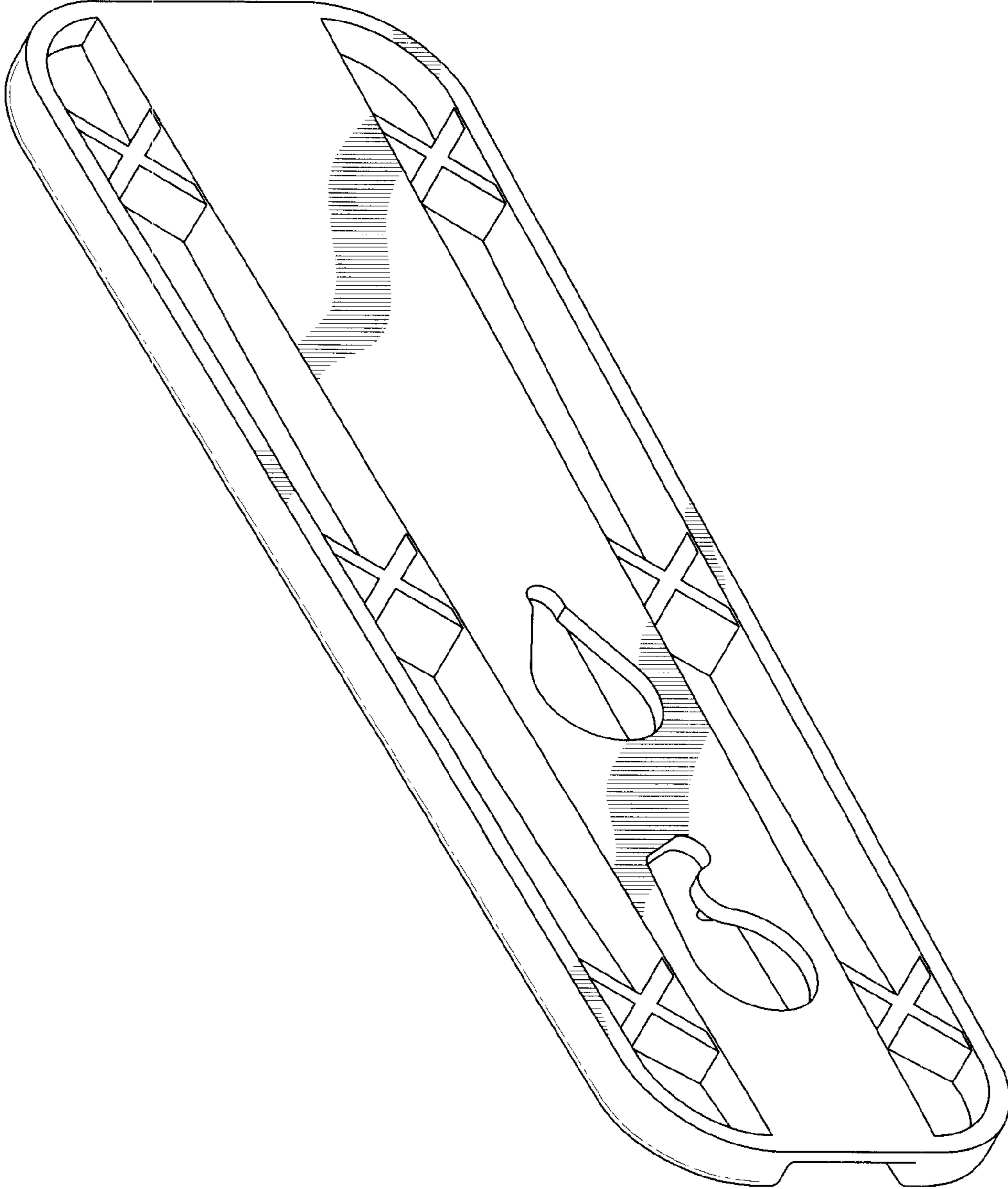


FIG. 7

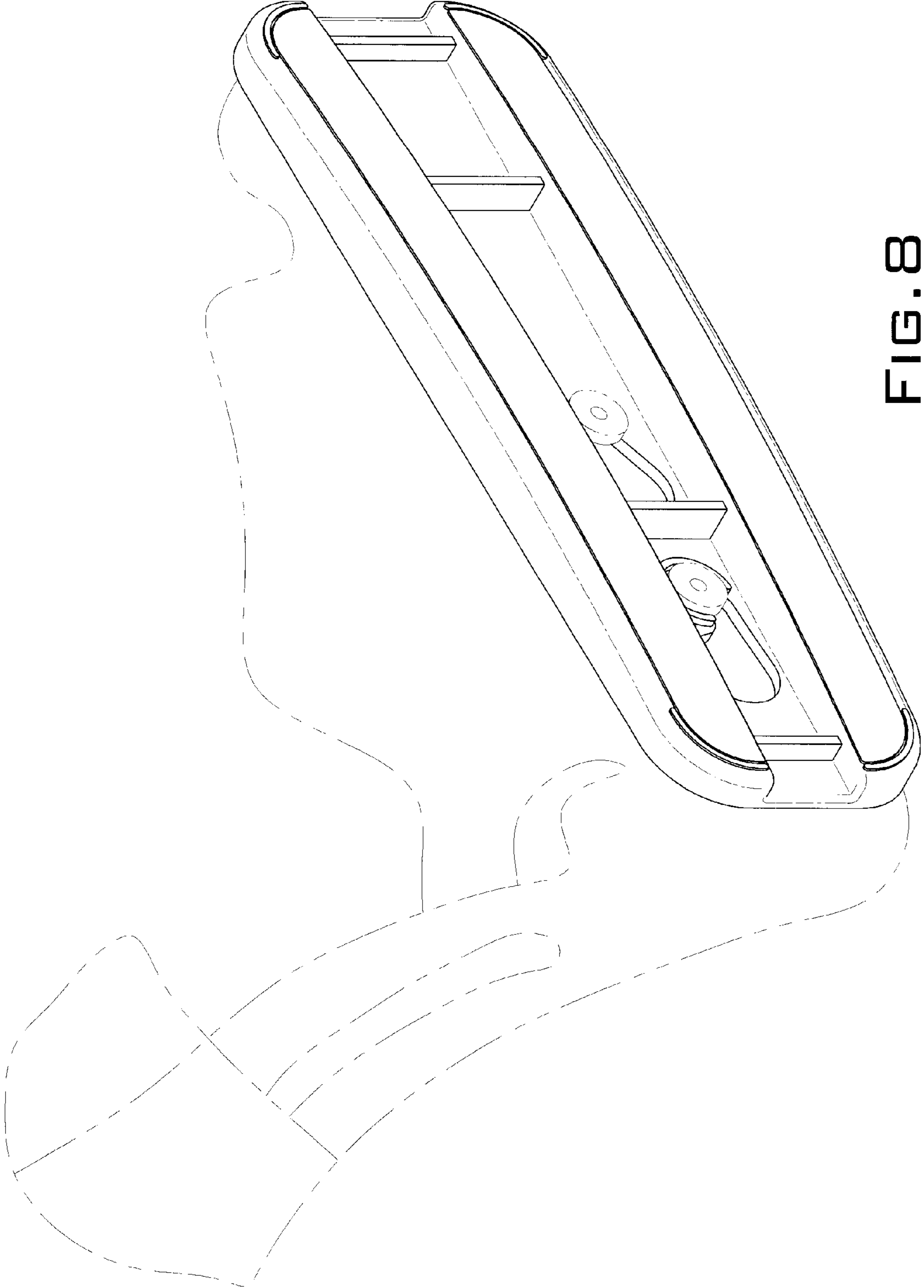


FIG. 8