

US00D531315S

(12) **United States Design Patent**
Caudra

(10) **Patent No.:** **US D531,315 S**
(45) **Date of Patent:** **** Oct. 31, 2006**

- (54) **LATERAL SUPPORT AND POSITIONING DEVICE**
 - (76) Inventor: **Louis Caudra**, 853 NW. 41st Ct.,
Pompano Beach, FL (US) 33064
 - (**) Term: **14 Years**
 - (21) Appl. No.: **29/217,145**
 - (22) Filed: **Nov. 12, 2004**
 - (51) **LOC (8) Cl.** **24-04**
 - (52) **U.S. Cl.** **D24/183**
 - (58) **Field of Classification Search** D24/183,
D24/188; D6/601; 5/600, 632, 618, 636,
5/646
- See application file for complete search history.

(56) **References Cited**

U.S. PATENT DOCUMENTS

1,890,358	A	*	12/1932	Barcalo	5/636
3,009,172	A	*	11/1961	Eidam	5/632
D282,803	S	*	3/1986	Righini	D6/601
4,635,306	A	*	1/1987	Willey	5/632
5,432,967	A	*	7/1995	Raftery	D6/601
D406,718	S	*	3/1999	Jacobs	D6/601
D407,259	S	*	3/1999	Jackson	D6/601
D416,428	S	*	11/1999	Jackson	D6/601
D446,676	S	*	8/2001	Mayes	D6/601

6,553,995	B1	*	4/2003	Cole et al.	5/632
D509,270	S	*	9/2005	Stangler	D6/601

* cited by examiner

Primary Examiner—Louis S. Zarfaz

Assistant Examiner—Daniel Yu

(74) *Attorney, Agent, or Firm*—Glenn E. Gold; H. John Rizvi; Gold & Rizvi, P.A.

(57) **CLAIM**

I claim the ornamental design for a lateral support and positioning device, as shown and described.

DESCRIPTION

This application claims the benefit of co-pending U.S. Non-Provisional Patent application Ser. No 10/649,470, which is a Continuation-in-Part of U.S. Non-Provisional Patent application Ser. No. 09/929,307, which has been abandoned.

FIG. 1 is a front right perspective view of the lateral support and positioning device showing my new design;

FIG. 2 is a left side elevation view thereof;

FIG. 3 is a front elevation view thereof;

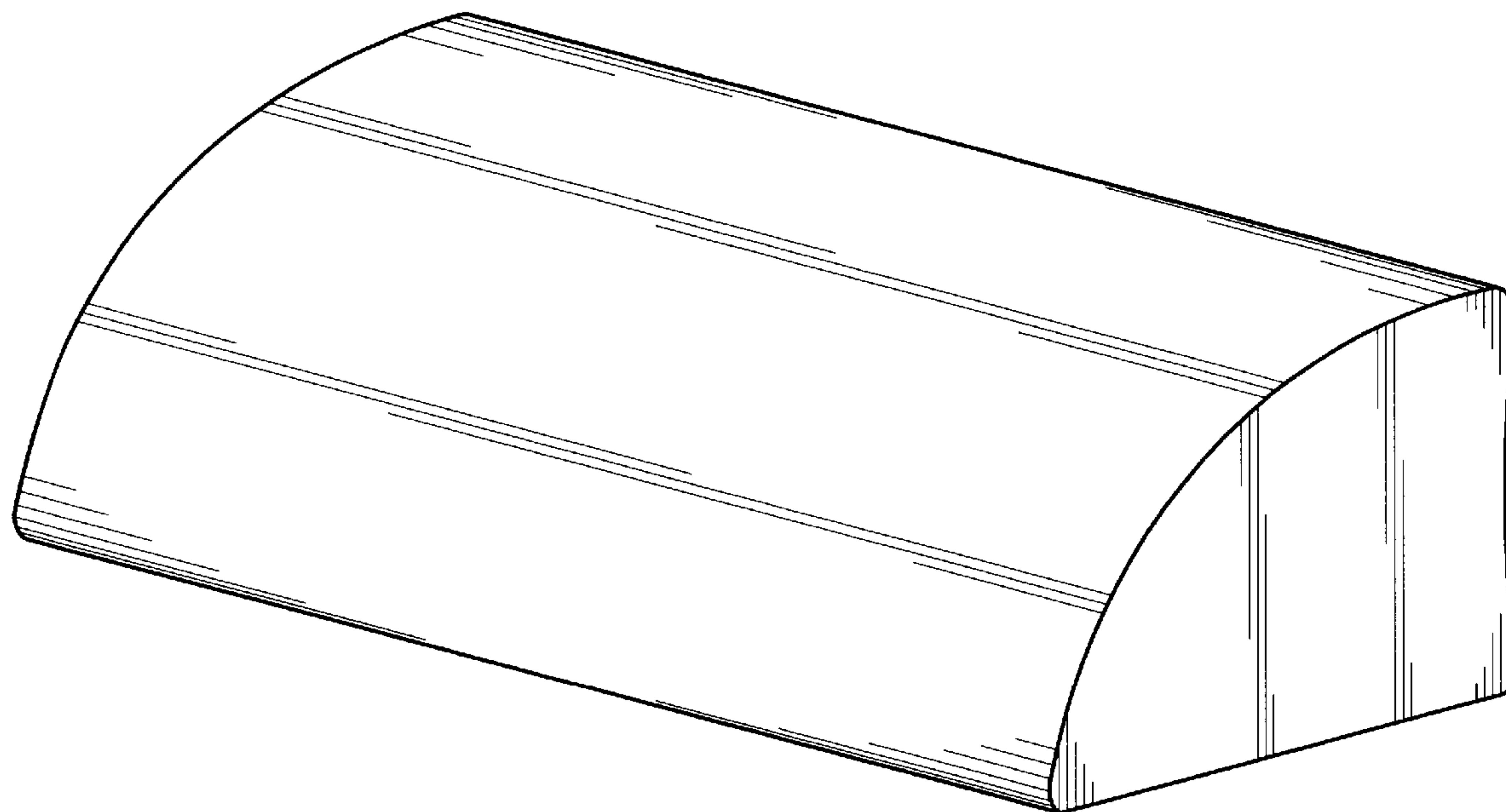
FIG. 4 is a bottom plan view thereof;

FIG. 5 is a right side elevation view thereof;

FIG. 6 is a rear elevation view thereof; and,

FIG. 7 is a top plan thereof.

1 Claim, 3 Drawing Sheets



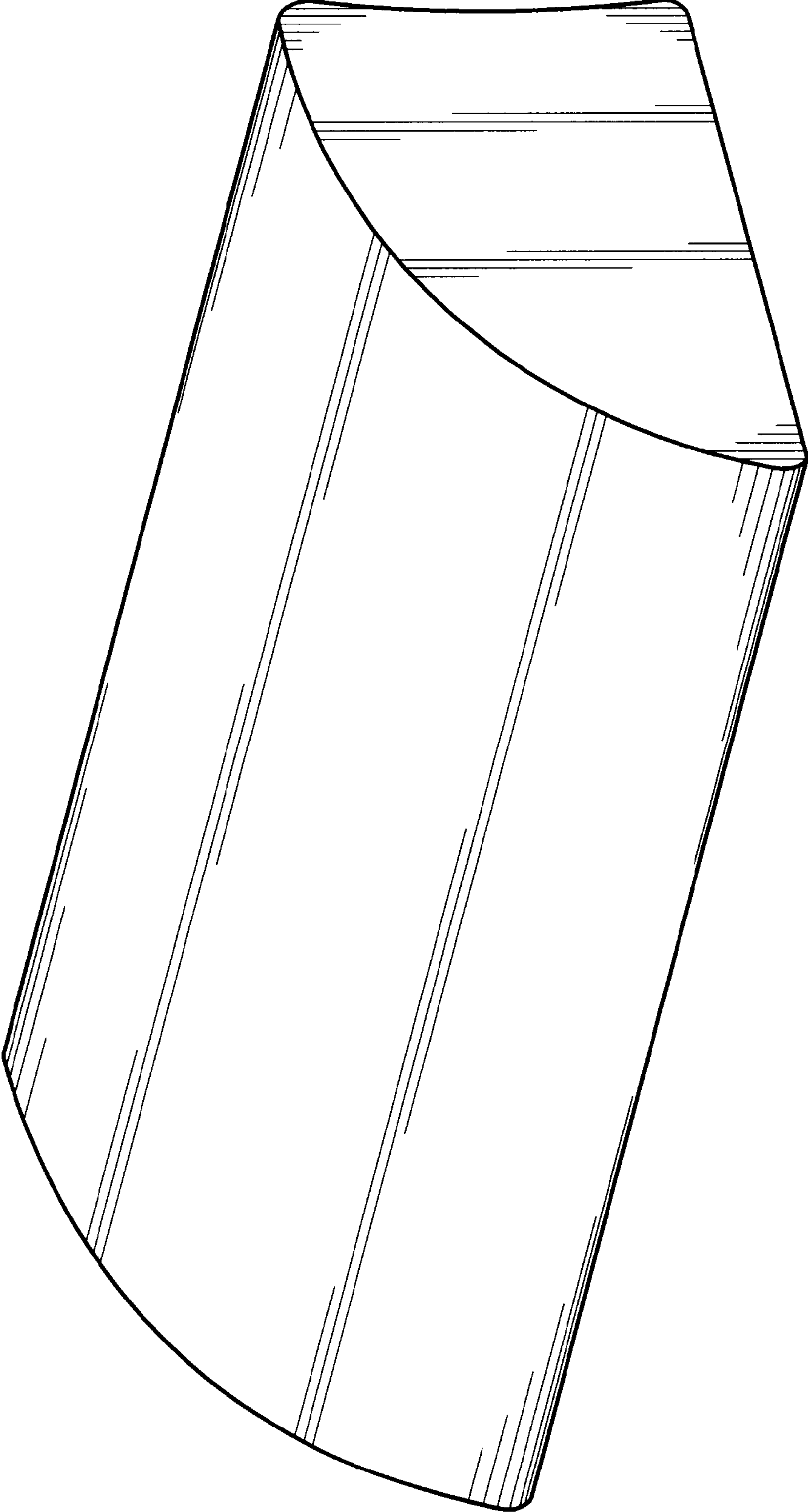


FIG. 1

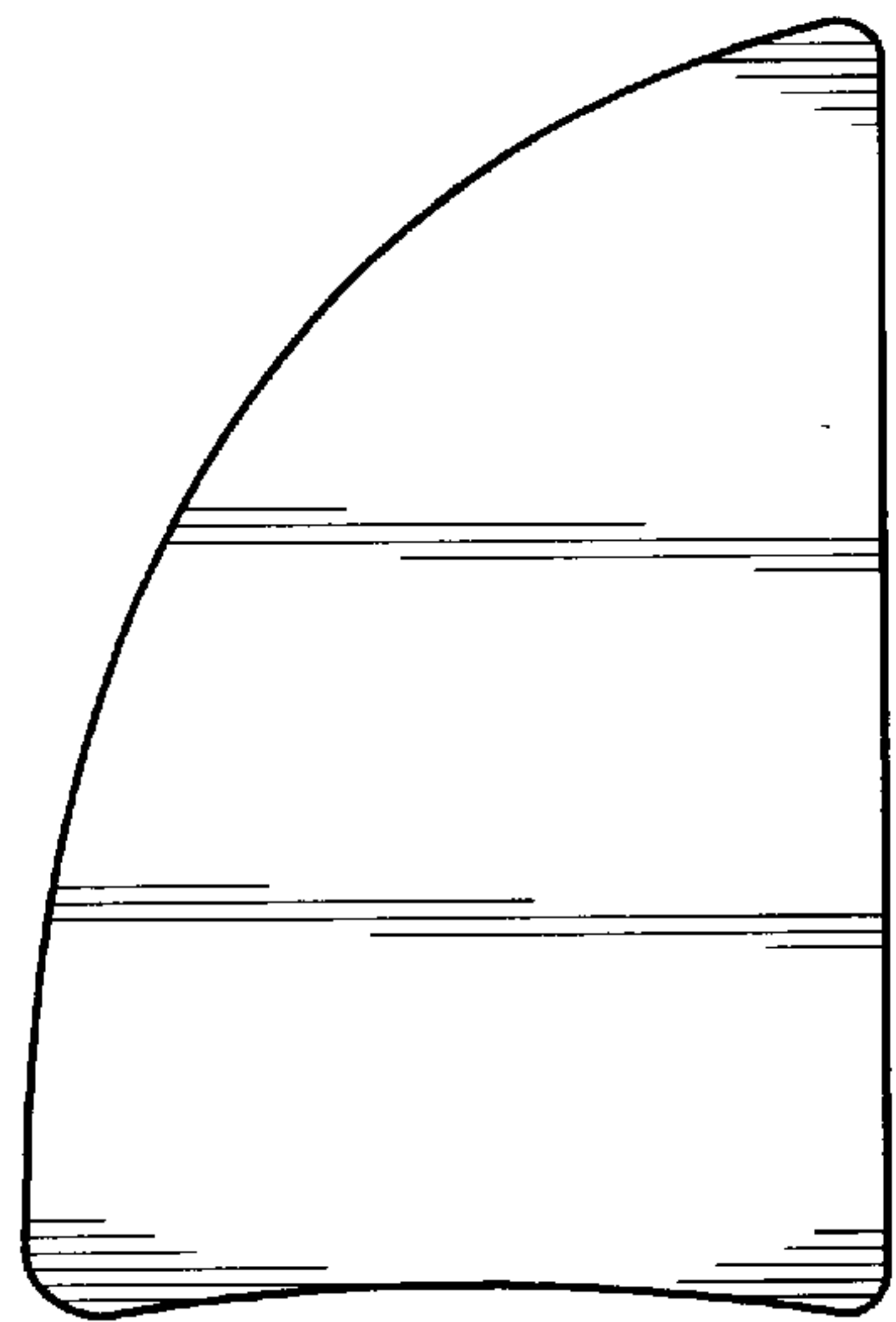


FIG. 2




FIG. 3




FIG. 4




FIG. 6




FIG. 7

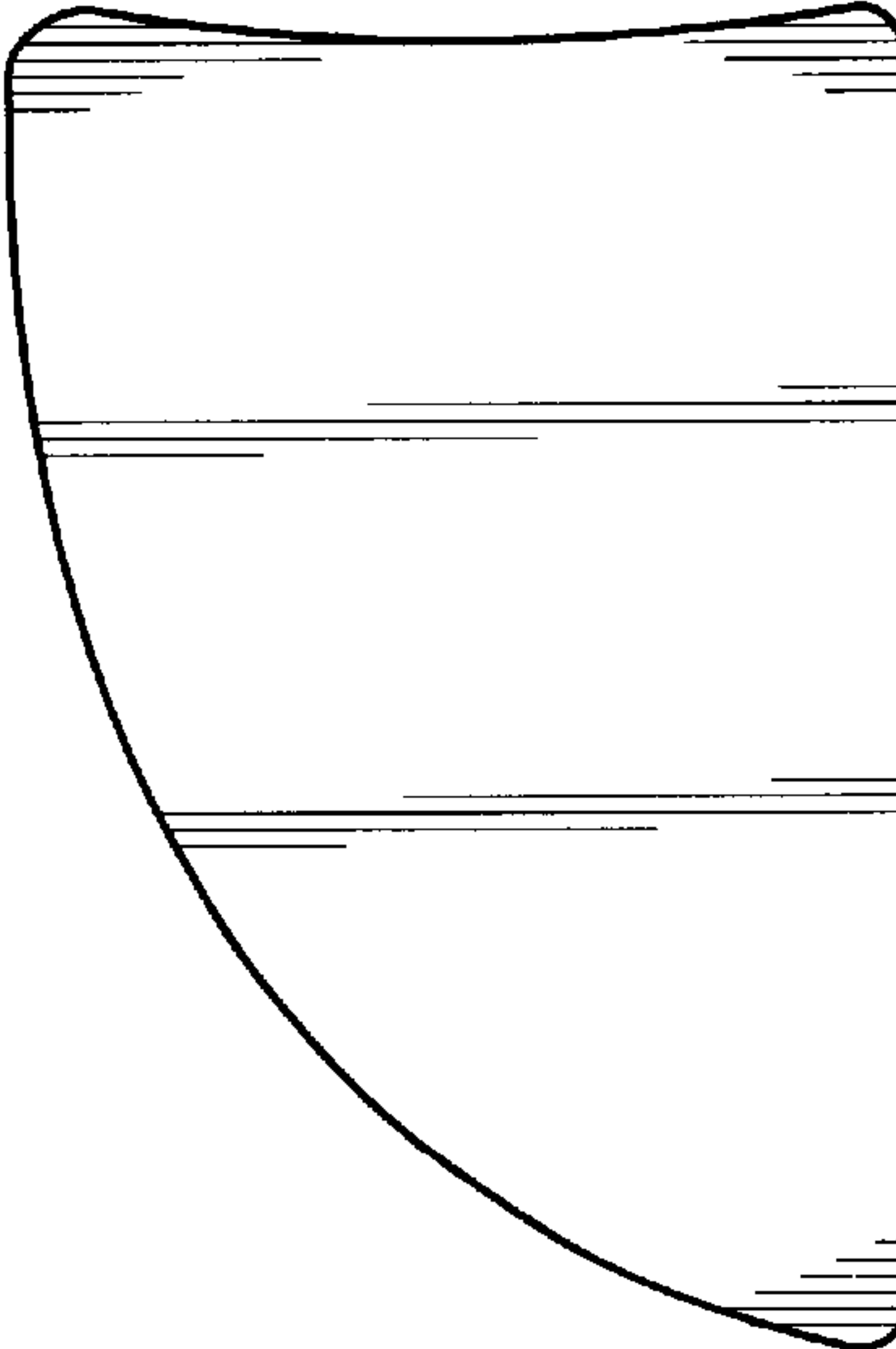


FIG. 5