



US00D531310S

(12) **United States Design Patent**  
**Wolter et al.**

(10) **Patent No.:** **US D531,310 S**

(45) **Date of Patent:** **\*\* Oct. 31, 2006**

(54) **DENTAL INSTRUMENT HANDLE**

(75) Inventors: **Thomas Jorn Wolter**, 8783 Three Chimneys Dr., Germantown, TN (US) 38138; **Steven A. Galella**, Collierville, TN (US)

(73) Assignee: **Thomas Jorn Wolter**, Point Roberts, WA (US)

(\*\*) Term: **14 Years**

(21) Appl. No.: **29/211,333**

(22) Filed: **Aug. 13, 2004**

(51) **LOC (8) Cl.** ..... **24-02**

(52) **U.S. Cl.** ..... **D24/133**

(58) **Field of Classification Search** ..... D24/133, D24/127, 152, 137-139; D8/82, 83, 107, D8/300; 606/1, 53, 79; 81/52, 177.1  
See application file for complete search history.

(56) **References Cited**

**U.S. PATENT DOCUMENTS**

- 3,592,247 A \* 7/1971 Solf ..... 81/177.1
- D256,546 S \* 8/1980 Holland-Letz ..... D8/83
- D393,318 S \* 4/1998 Wolter ..... D24/133

- D414,096 S \* 9/1999 Chapin et al. .... D8/83
- 2006/0048613 A1 \* 3/2006 Abel et al. .... 81/177.2

\* cited by examiner

*Primary Examiner*—Antoine D. Davis

*Assistant Examiner*—Christopher Lee

(74) *Attorney, Agent, or Firm*—Wyatt, Tarrant & Combs, LLP

(57) **CLAIM**

The ornamental design for a dental instrument handle, as shown and described.

**DESCRIPTION**

FIG. 1 is a perspective view showing a new design for a dental instrument handle.

FIG. 2 is a side elevational view thereof;

FIG. 3 is a rear elevational view thereof;

FIG. 4 is a front elevational view thereof;

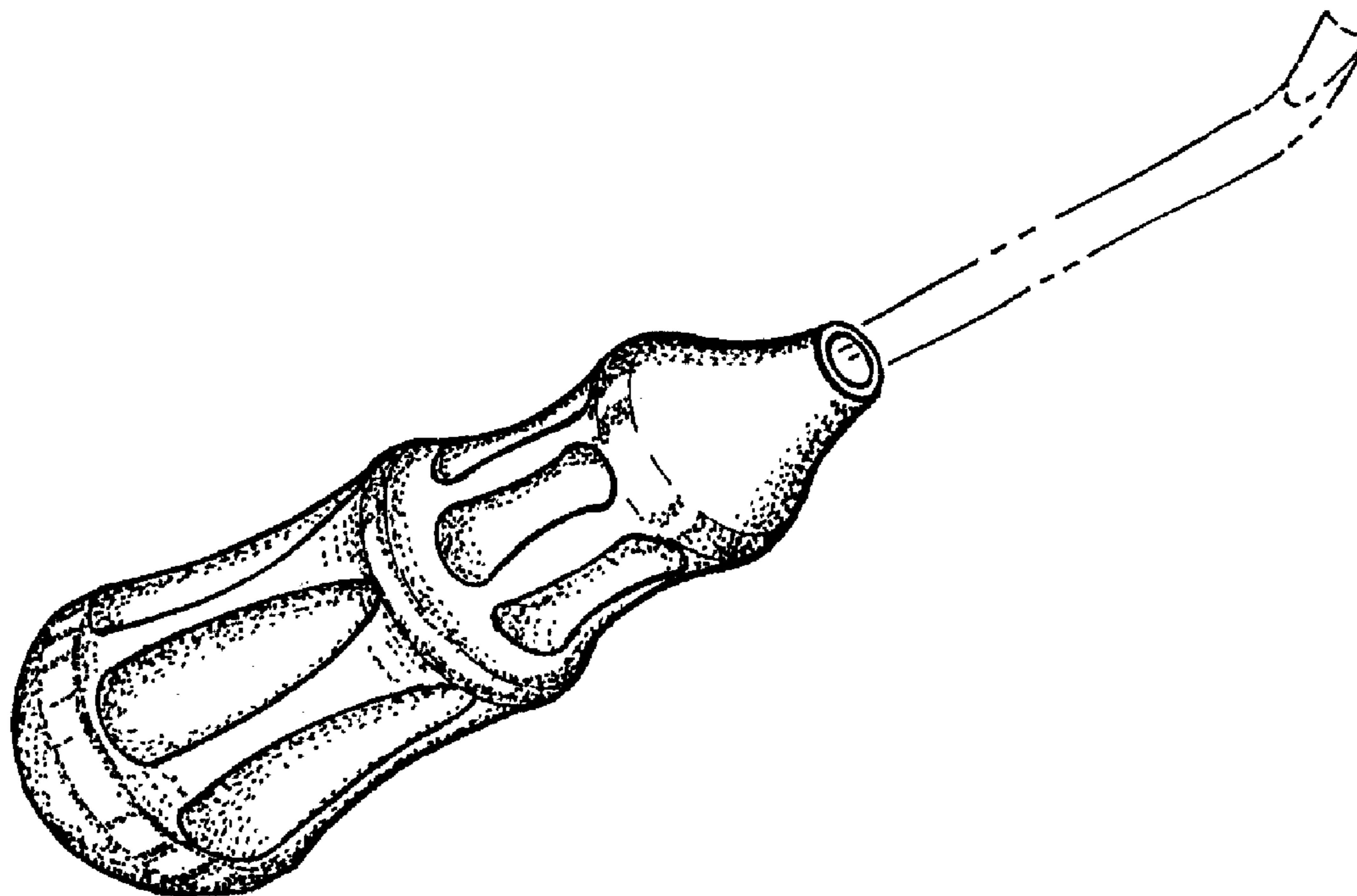
FIG. 5 is a cross-sectional view along lines 5—5 in FIG. 2;

FIG. 6 is a cross-sectional view taken along lines 6—6 in FIG. 2; and,

FIG. 7 is a cross-sectional view taken along lines 7—7 in FIG. 2.

The broken lines showing an end piece is for illustrative purposes only and forms no part of the claimed design.

**1 Claim, 2 Drawing Sheets**



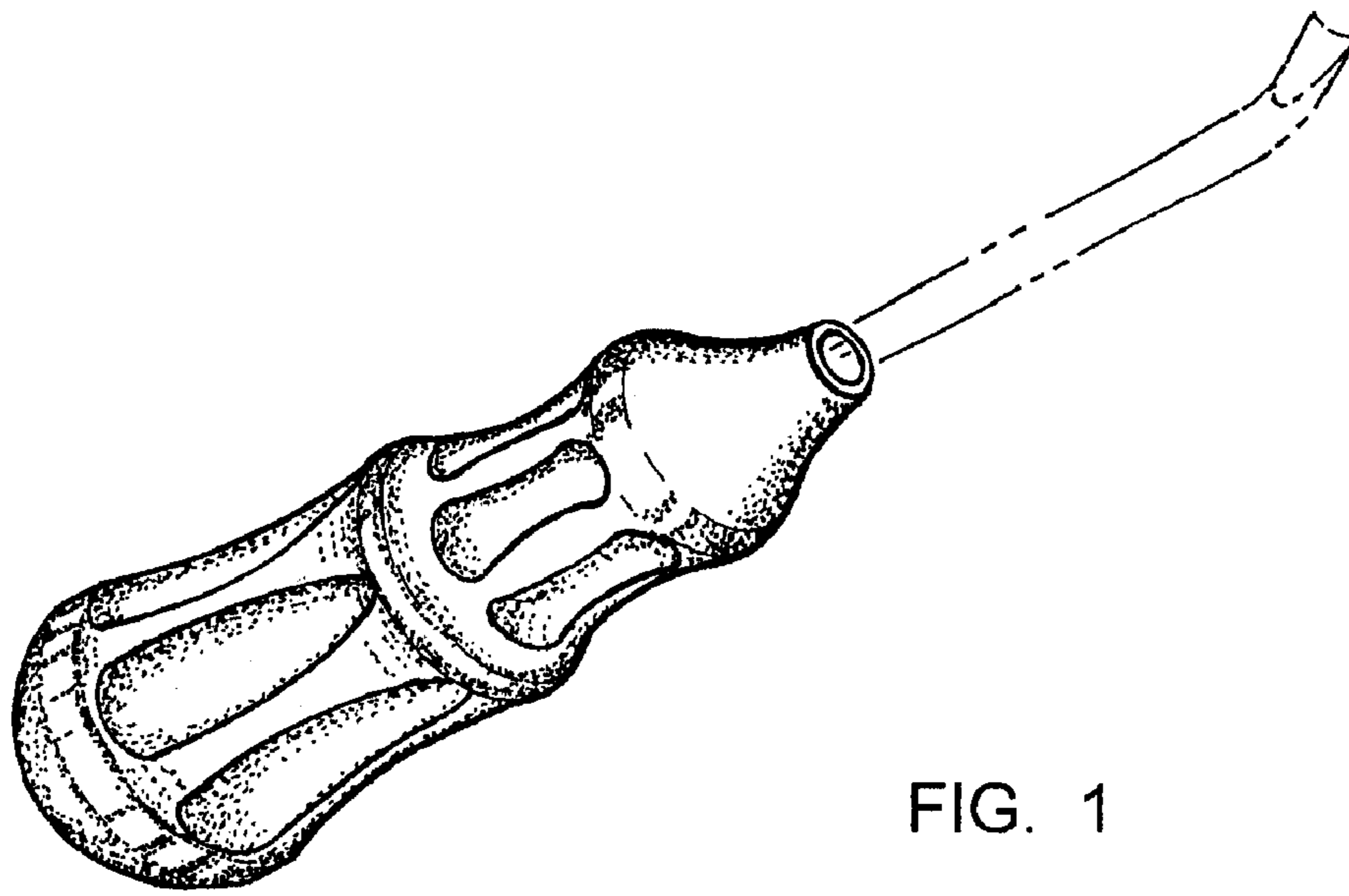


FIG. 1

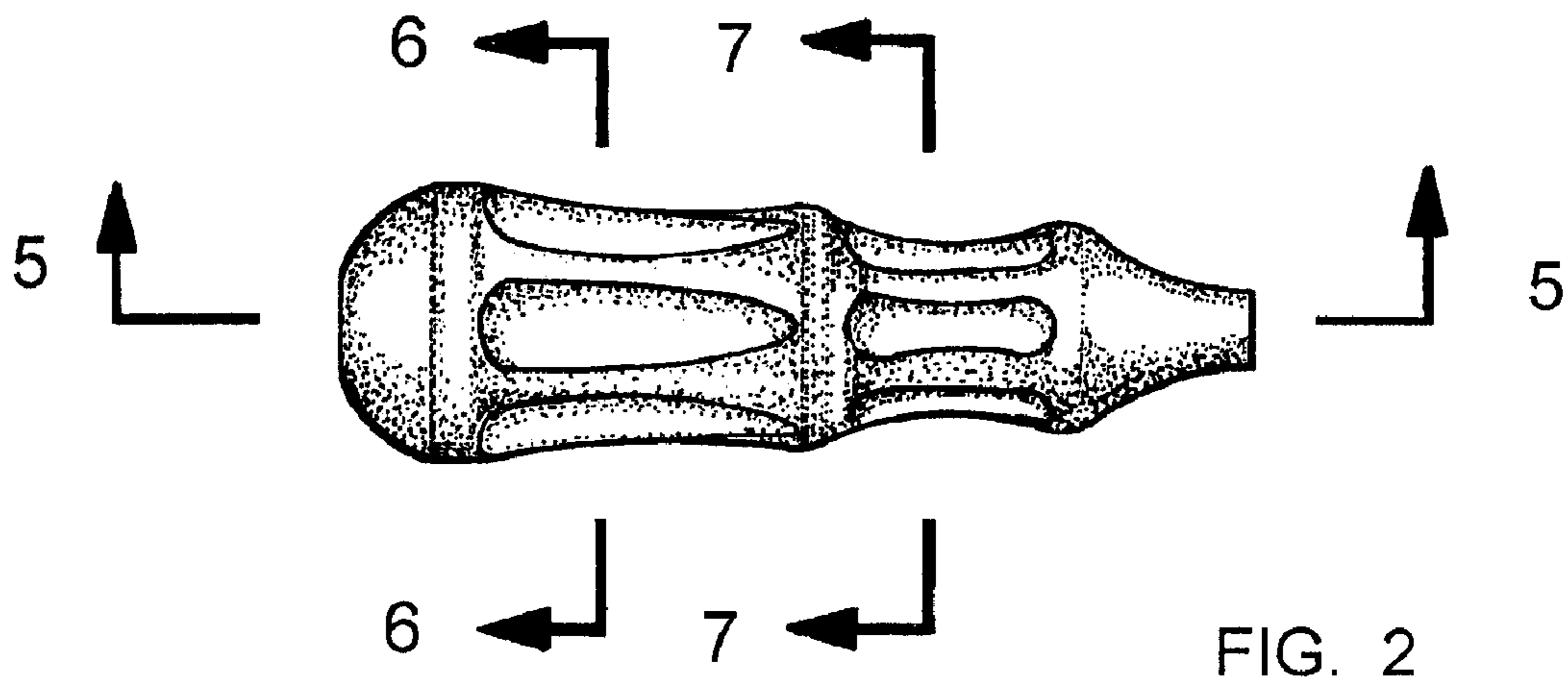


FIG. 2




FIG. 3



FIG. 4

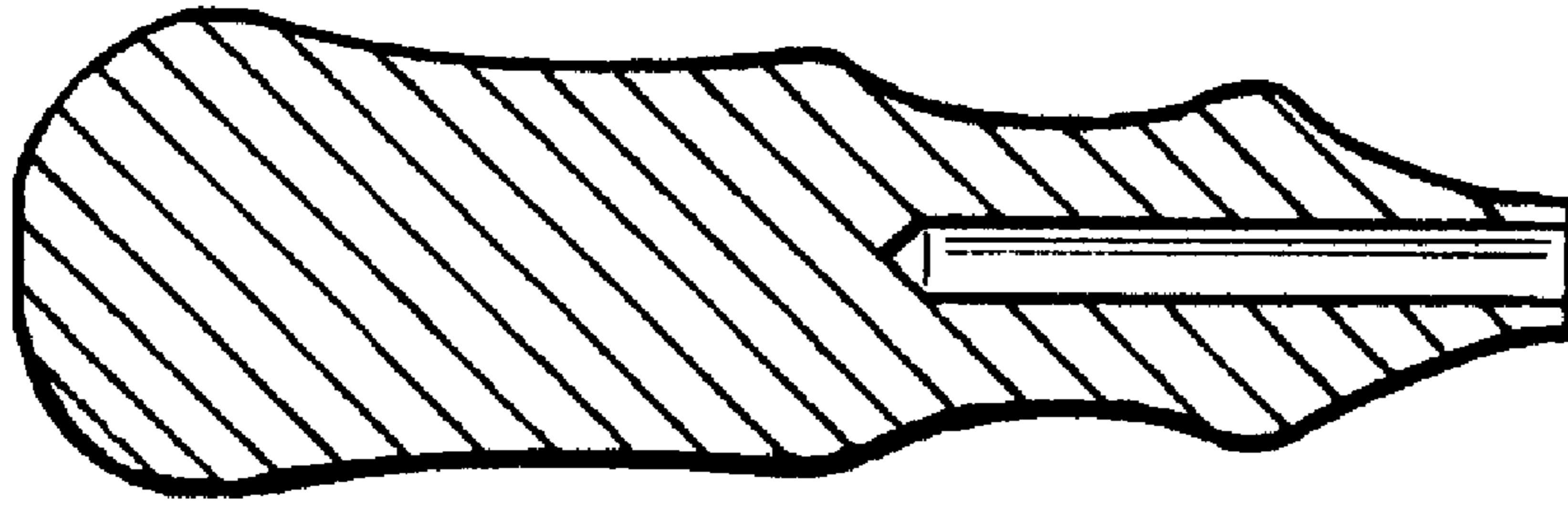


FIG. 5

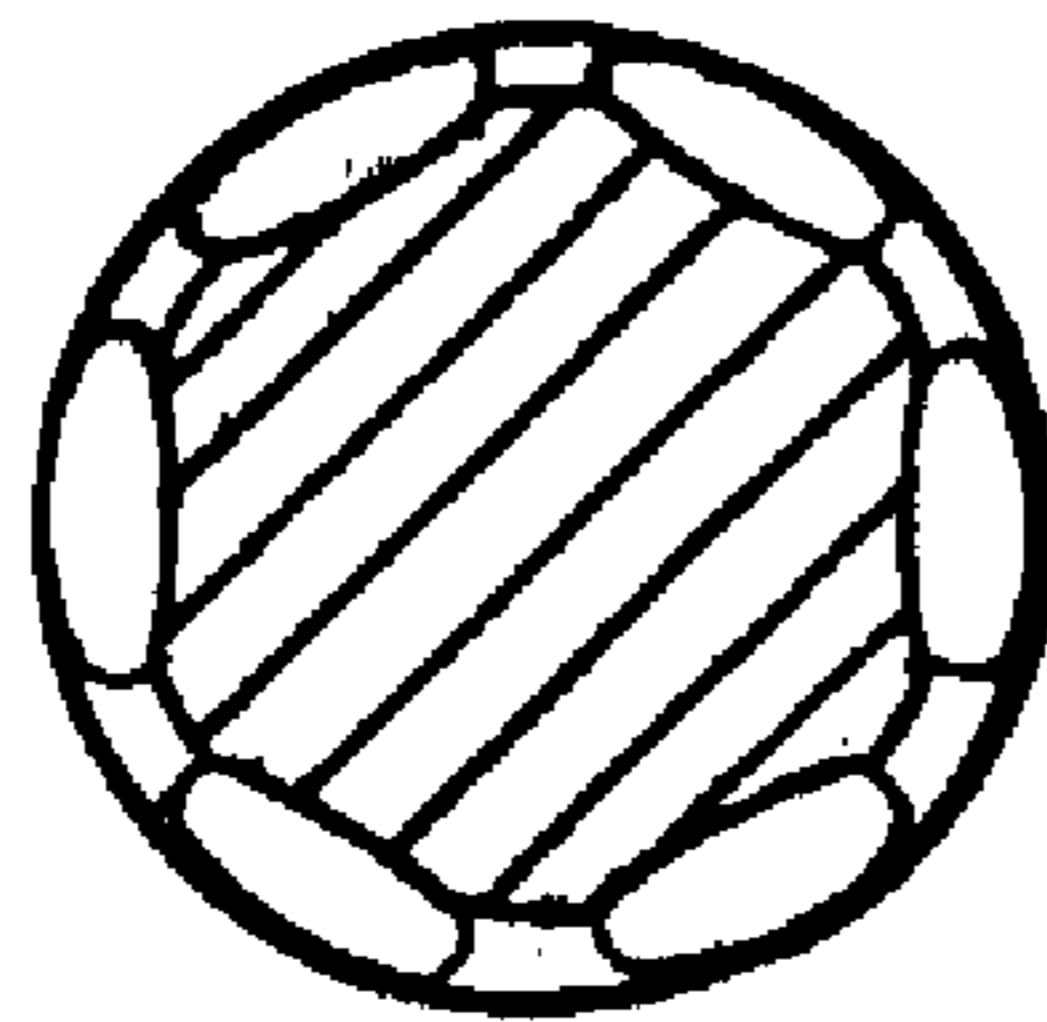


FIG. 6




FIG. 7