US00D531308S

(12) United States Design Patent

Bendek et al.

(10) Patent No.: US D531,308 S
(45) Date of Patent: ** Oct. 31, 2006

(54) **INJECTOR BODY**

(75) Inventors: **Antonio A. Bendek**, Vernon, NJ (US); **John Laiosa**, Lodi, NJ (US)

(73) Assignee: **Becton, Dickinson and Company**, Franklin Lakes, NJ (US)

(**) Term: **14 Years**

(21) Appl. No.: **29/218,019**

(22) Filed: **Nov. 24, 2004**

(51) **LOC (8) Cl.** **24-02**
(52) **U.S. Cl.** **D24/114**
(58) **Field of Classification Search** D24/111–114, D24/130; 604/187, 519, 15, 38, 210, 73, 604/218, 214, 228, 220; 206/438, 364
See application file for complete search history.

(56) **References Cited**

U.S. PATENT DOCUMENTS

4,994,042	A	*	2/1991	Vadher	604/110
5,257,988	A	*	11/1993	L'Esperance, Jr.	604/15
5,961,495	A	*	10/1999	Walters et al.	604/210
2002/0022805	A1	*	2/2002	Lane	604/210
2004/0144668	A1	*	7/2004	Marshall et al.	206/364

* cited by examiner

Primary Examiner—Ian Simmons
Assistant Examiner—Daniel Yu
(74) *Attorney, Agent, or Firm*—David M. Fortunato

(57) **CLAIM**

The ornamental design for an injector body, as shown and described.

DESCRIPTION

FIG. **1** is a top perspective view of a injector body;

FIG. **2** is a top plan view thereof;

FIG. **3** is a right elevational view thereof, the left elevational view being a mirror image of the right elevational view;

FIG. **4** is a rear elevational view thereof;

FIG. **5** is a front elevational view thereof; and,

FIG. **6** is a bottom plan view thereof.

The elements shown in broken lines in FIG. **1** depict environmental structures and form no part of the claimed design.

The broken lines shown in FIGS. **4** and **5** represent the bounds of the claimed design and form no part of the claimed design.

1 Claim, 5 Drawing Sheets

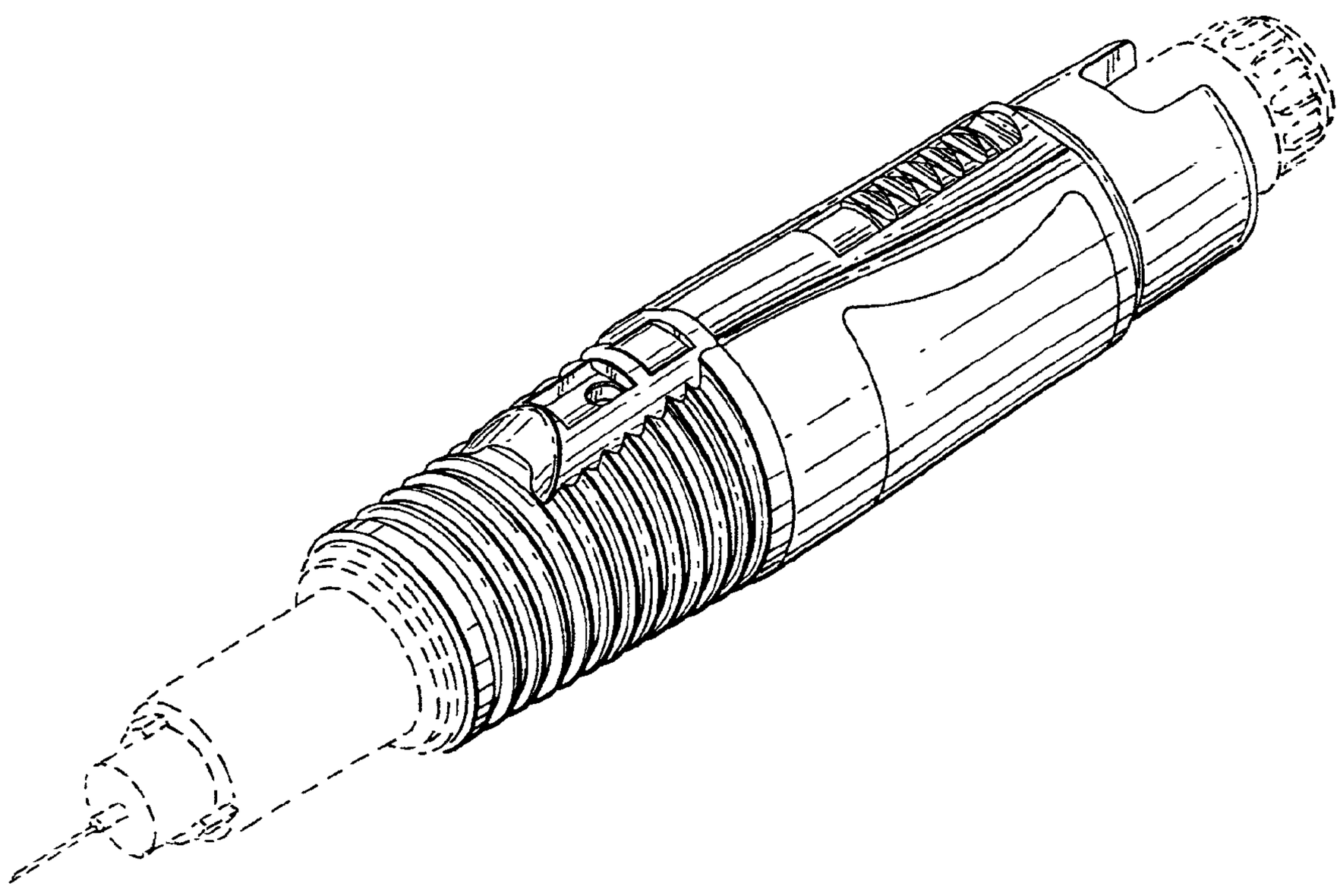

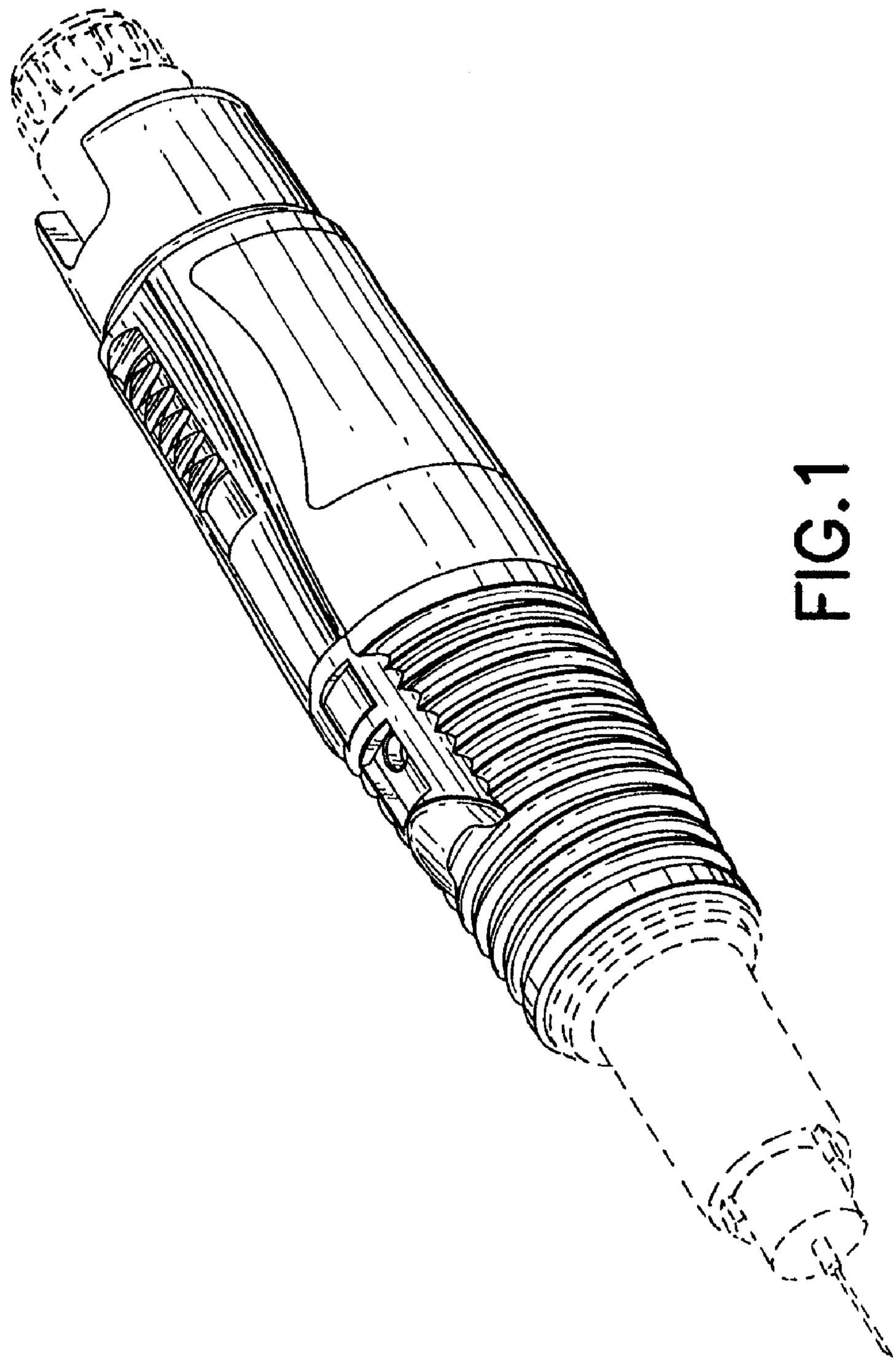

FIG. 1

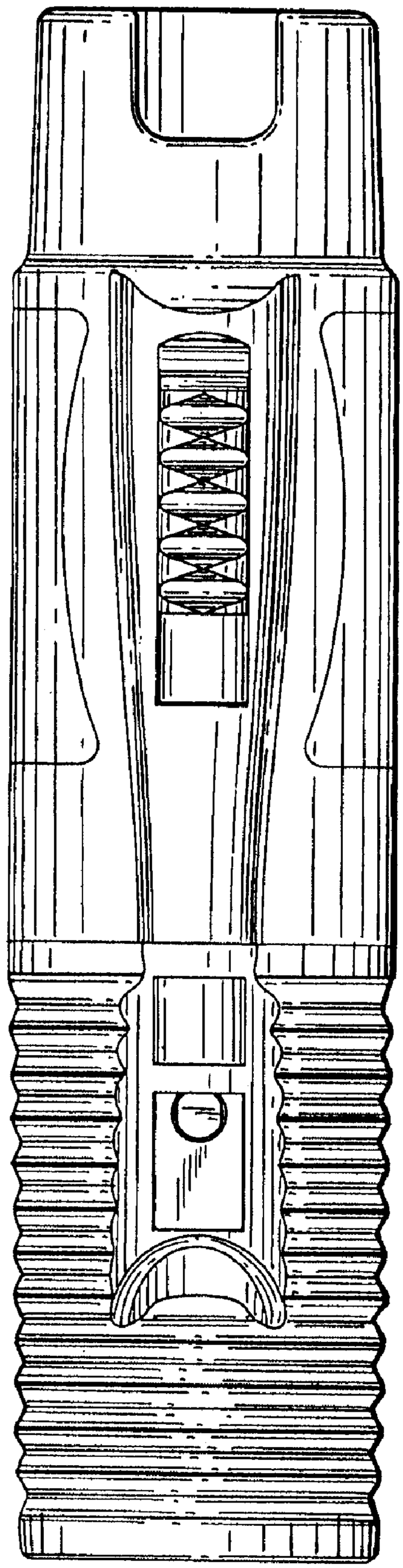

FIG.2



FIG.3

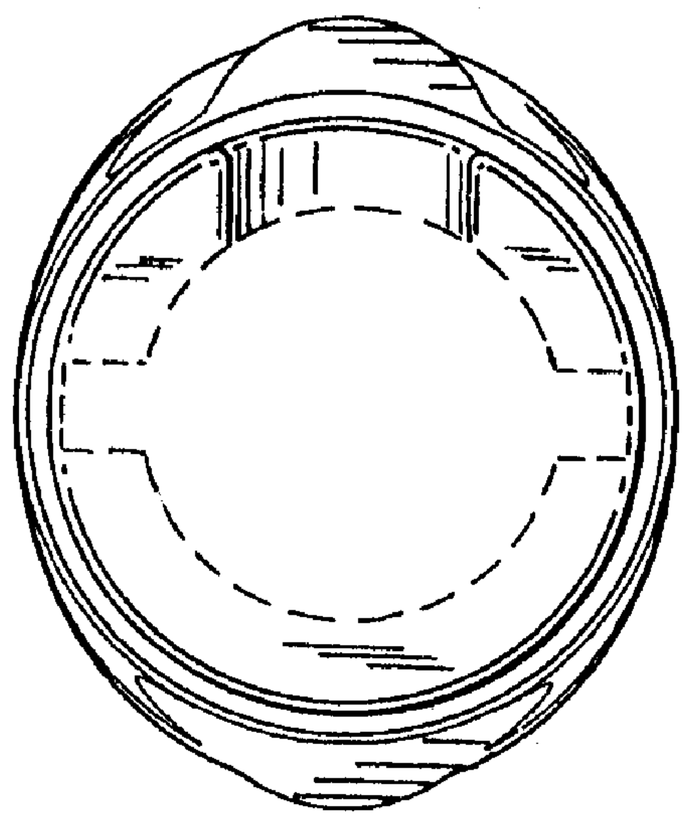

FIG.4

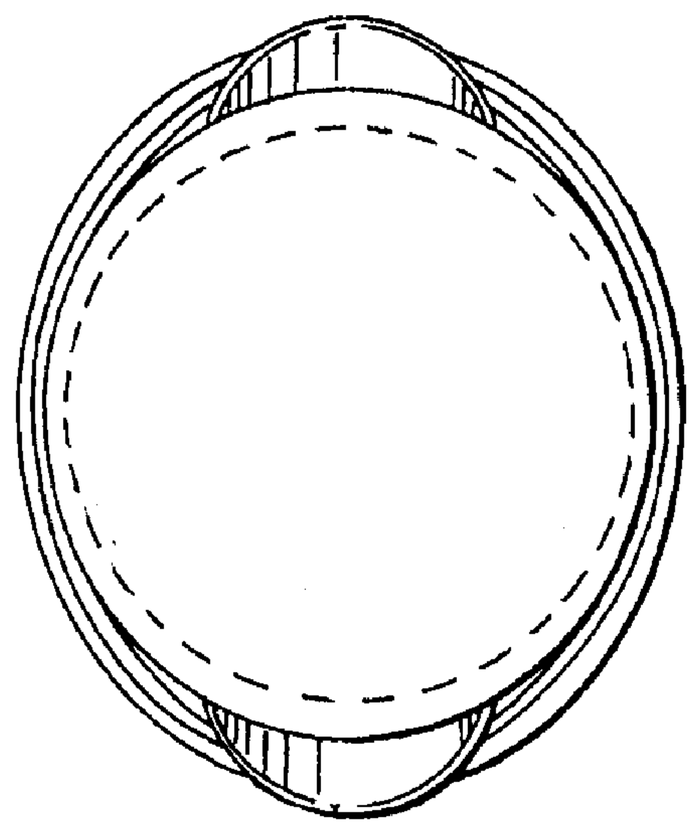

FIG.5

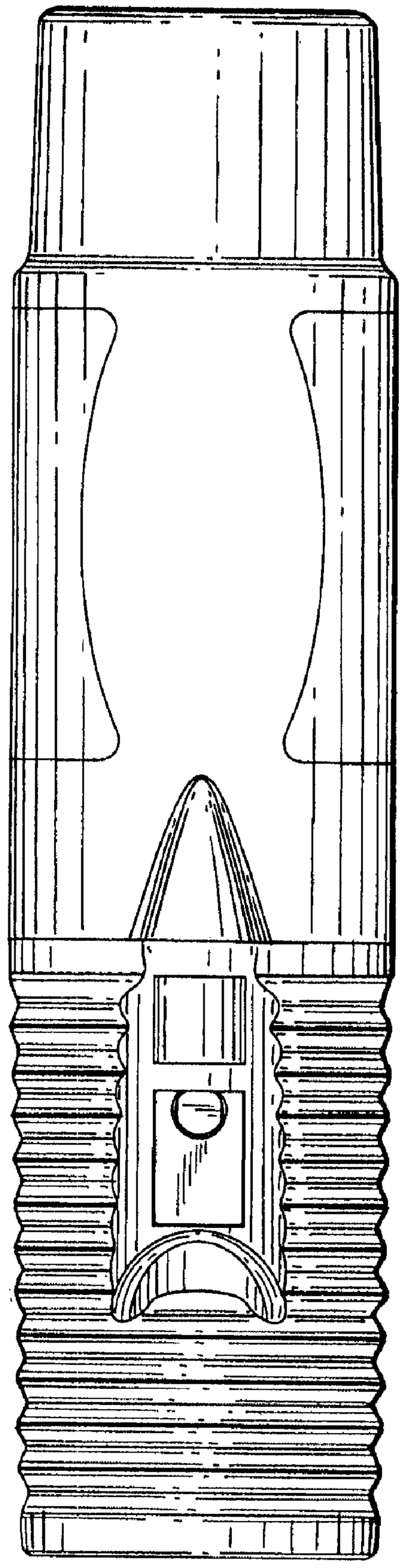

FIG.6