



US00D531307S

(12) **United States Design Patent**  
**Shurtleff**

(10) **Patent No.:** **US D531,307 S**

(45) **Date of Patent:** **\*\* Oct. 31, 2006**

(54) **FAN BLADE**

(75) Inventor: **Mark Shurtleff**, Long Beach, CA (US)

(73) Assignee: **Air Cool Industrial Co., Ltd.**,  
Taichung Hsien (TW)

(\*\*) Term: **14 Years**

(21) Appl. No.: **29/241,838**

(22) Filed: **Nov. 2, 2005**

(51) **LOC (8) Cl.** ..... **23-04**

(52) **U.S. Cl.** ..... **D23/413**

(58) **Field of Classification Search** ..... D23/377,  
D23/379, 385, 411, 413; 416/5; D26/59,  
D26/72, 81-88, 51

See application file for complete search history.

(56) **References Cited**

**U.S. PATENT DOCUMENTS**

D510,624 S \* 10/2005 Graham ..... D23/413

\* cited by examiner

*Primary Examiner*—Lisa Lichtenstein

(74) *Attorney, Agent, or Firm*—Troxell Law Office, PLLC

(57) **CLAIM**

The ornamental design for a fan blade, as shown and described.

**DESCRIPTION**

FIG. 1 is a perspective view of a fan blade showing my new design;

FIG. 2 is a front end elevation view thereof;

FIG. 3 is a rear end elevation view thereof;

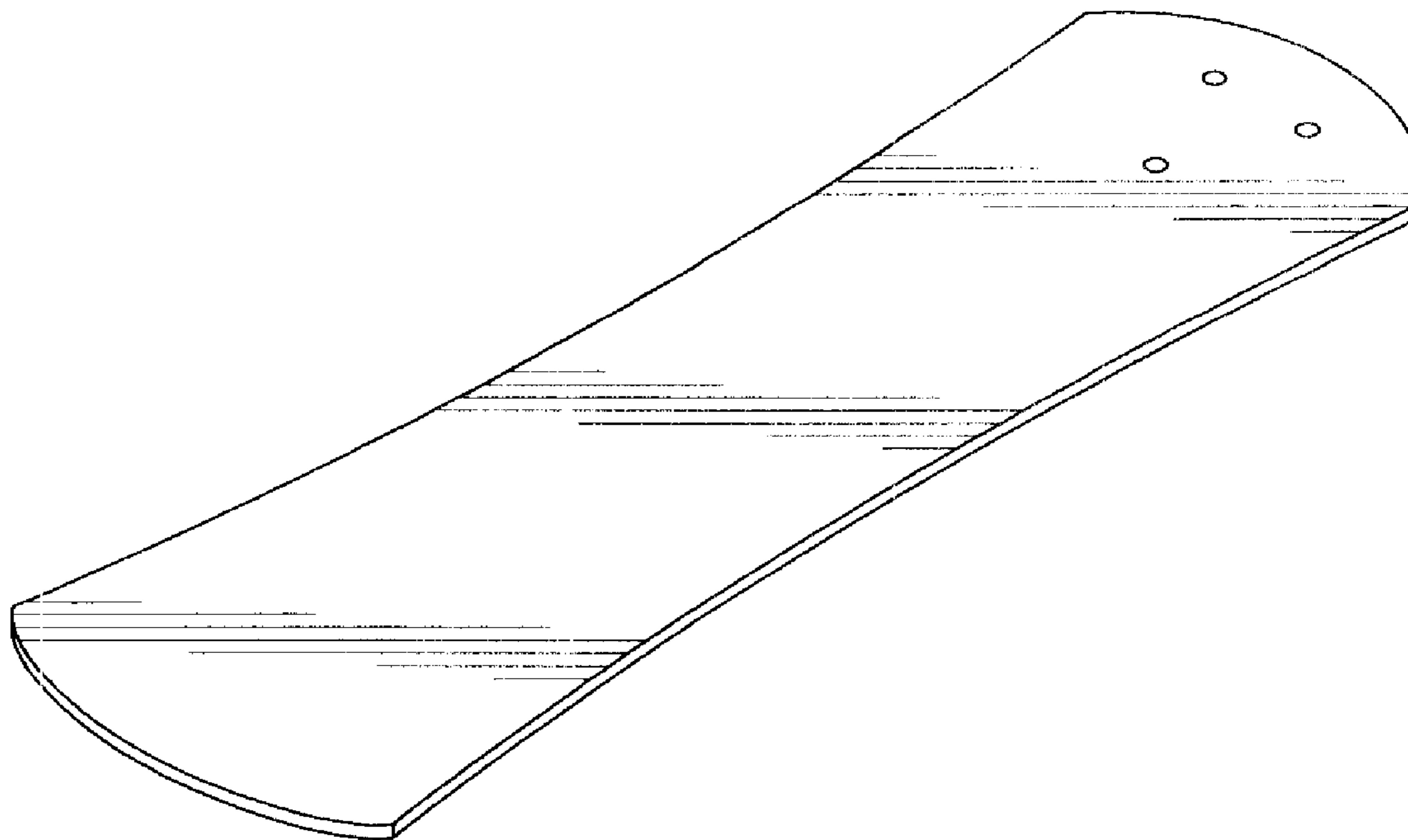
FIG. 4 is a left side elevation view thereof;

FIG. 5 is a right side elevation view thereof;

FIG. 6 is a top plan view thereof; and,

FIG. 7 is a bottom plan view thereof.

**1 Claim, 4 Drawing Sheets**



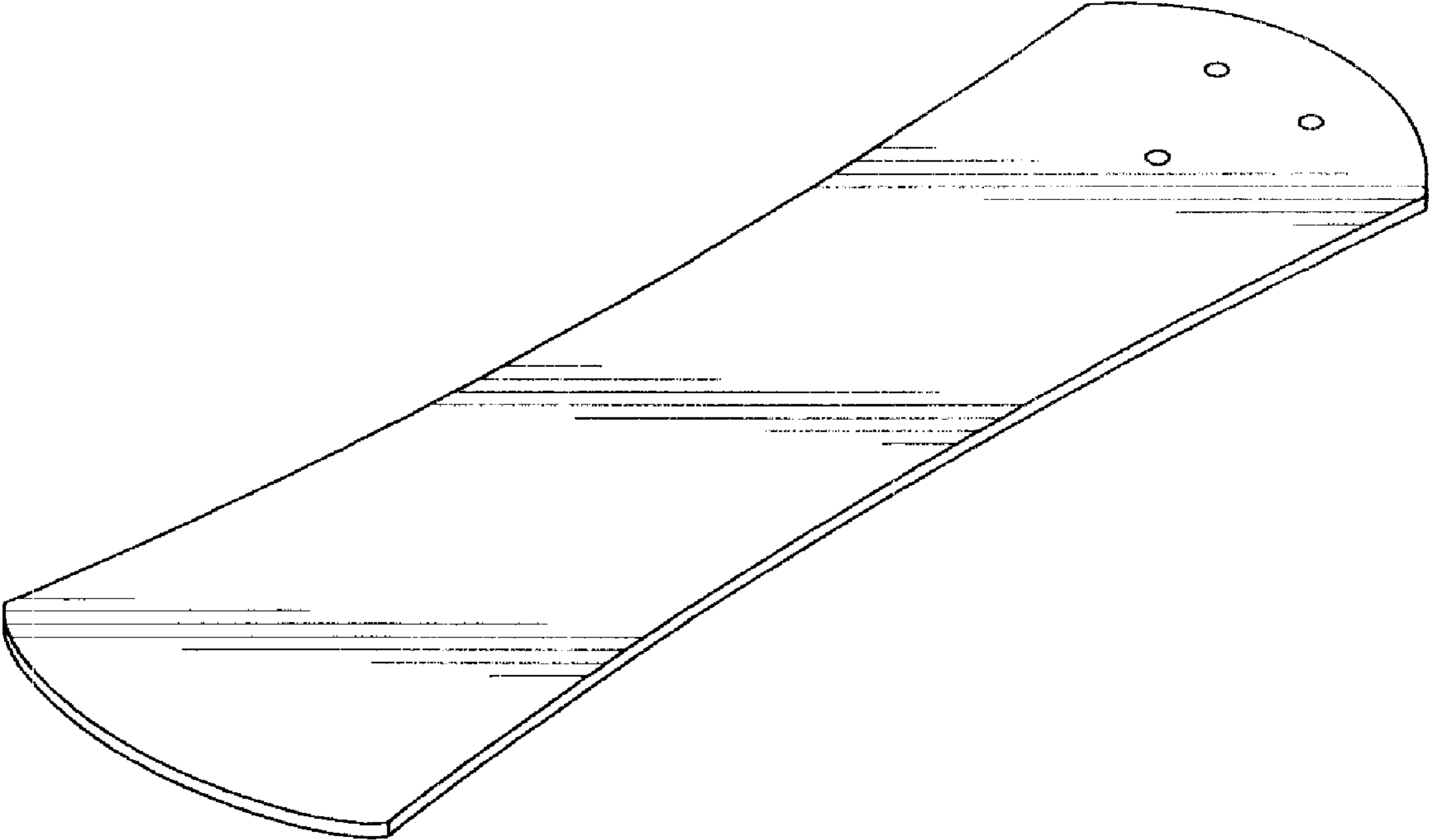


FIG. 1

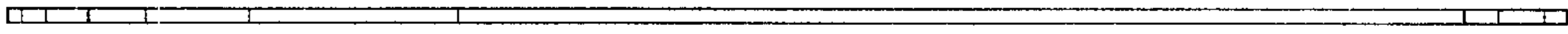


FIG. 2

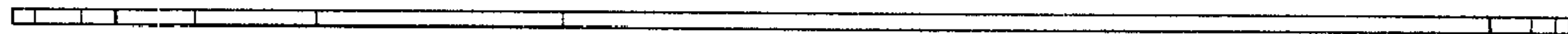


FIG. 3




FIG. 4




FIG. 5

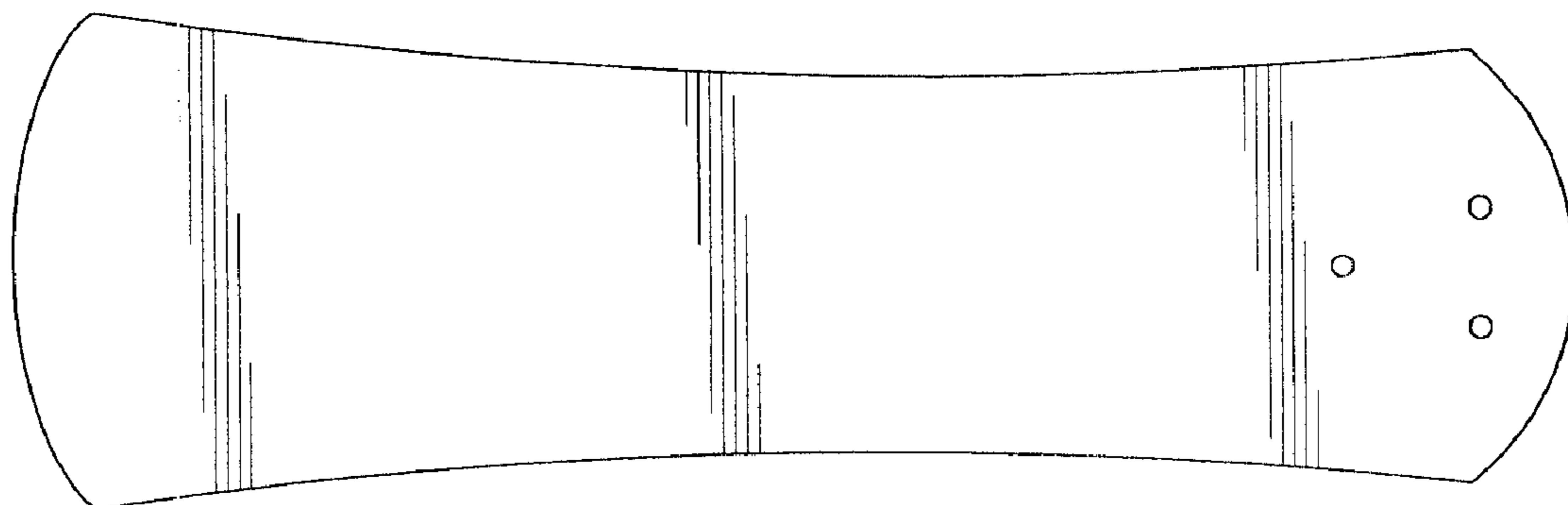


FIG. 6

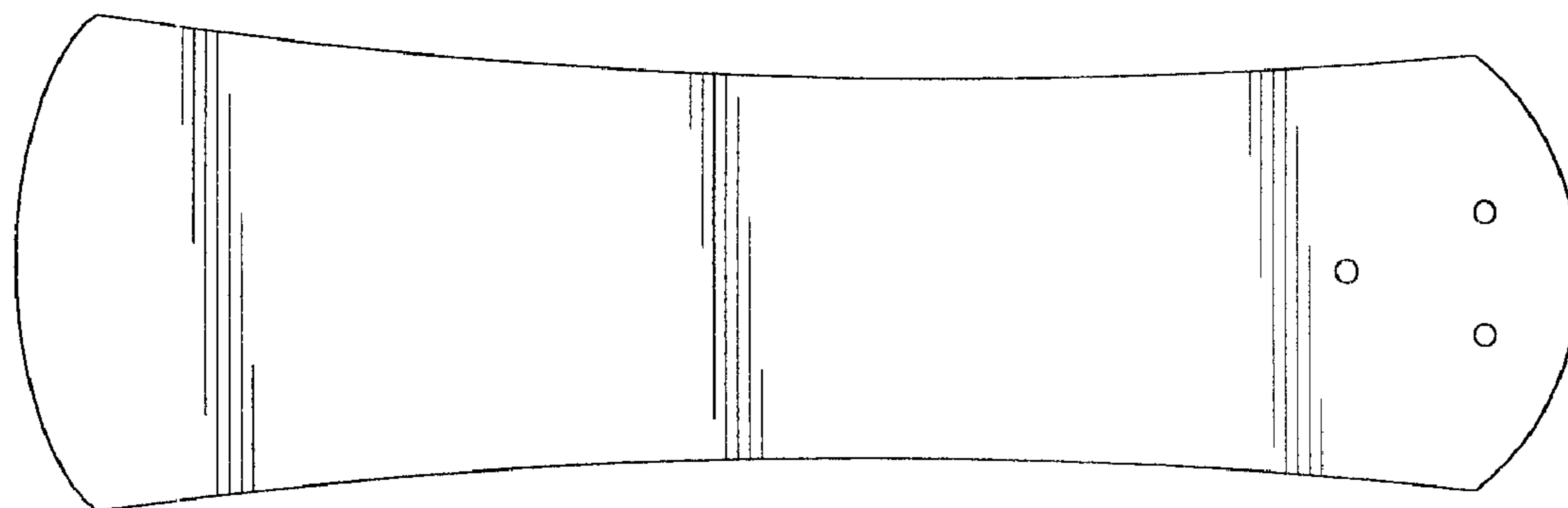


FIG. 7