

US00D531301S

(12) **United States Design Patent** (10) **Patent No.:** **US D531,301 S**
Sinur et al. (45) **Date of Patent:** **** Oct. 31, 2006**

(54) **FAN LIGHT GRILLE**

D510,996 S * 10/2005 Vladika D23/385

(75) Inventors: **Richard R. Sinur**, Grafton, WI (US);
Kiyoshi Hoshino, Chesterfield, MO
(US)

* cited by examiner

(73) Assignee: **Broan-NuTone LLC**, Hartford, WI
(US)

Primary Examiner—Lisa Lichtenstein

(74) *Attorney, Agent, or Firm*—Michael Best & Friedrich
LLP

(**) Term: **14 Years**

(57) **CLAIM**

The ornamental design for a fan light grille, as shown and
described.

(21) Appl. No.: **29/216,473**

(22) Filed: **Nov. 3, 2004**

DESCRIPTION

(51) **LOC (8) Cl.** **23-04**

(52) **U.S. Cl.** **D23/385**

(58) **Field of Classification Search** D23/385,
D23/393, 370; 454/349, 354; D26/59, 72,
D26/51, 88

See application file for complete search history.

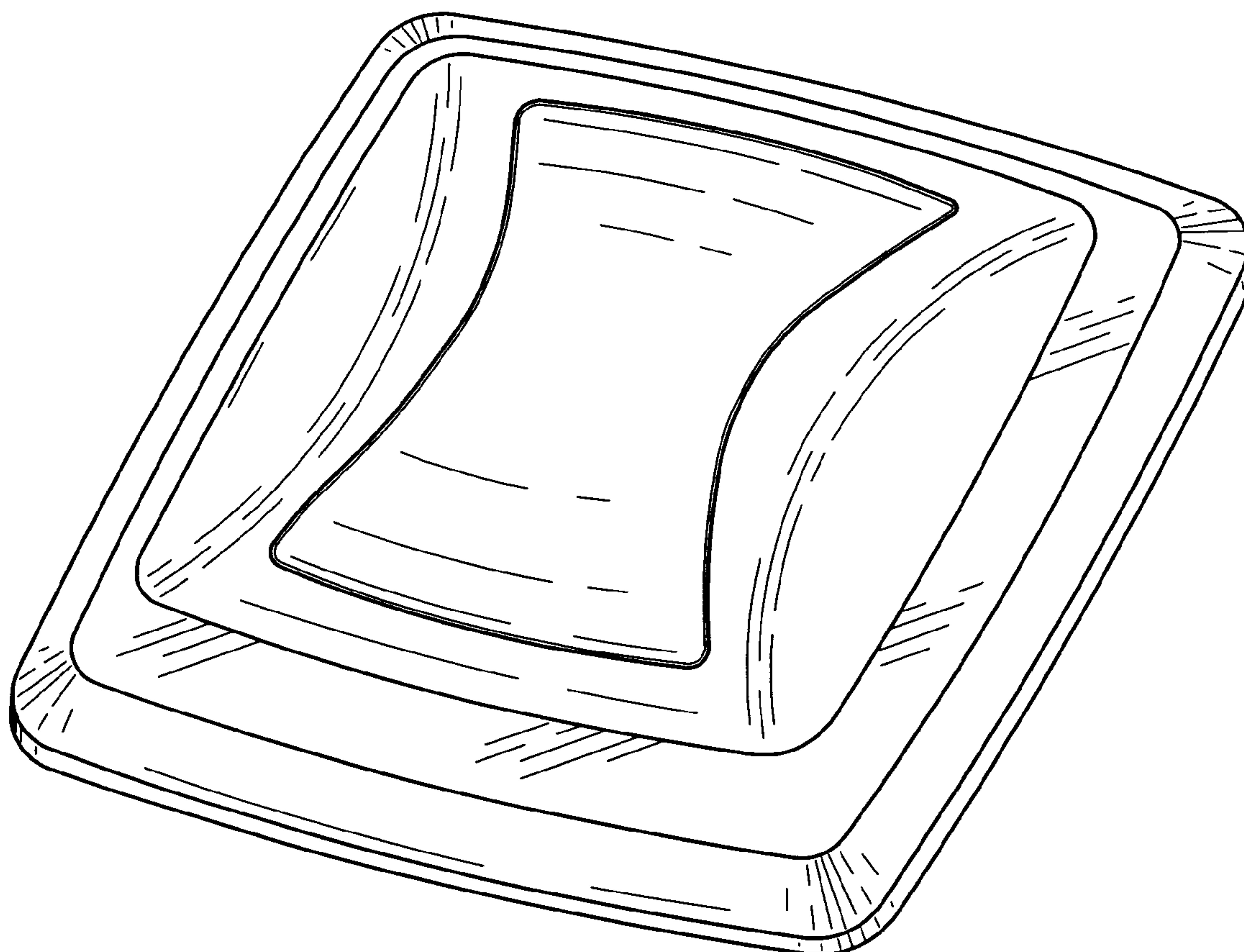
FIG. 1 is a perspective view of a fan light grille constructed
in accordance with an embodiment of the present invention;
FIG. 2 is a top view of the fan light grille shown in FIG. 1;
FIG. 3 is a front view of the fan light grille shown in FIGS.
1 and 2 the rear being a mirror image of that shown; and,
FIG. 4 is a side view of the fan light grille shown in FIGS.
1–3 the opposite side being a mirror image of that shown.

(56) **References Cited**

U.S. PATENT DOCUMENTS

D457,616 S * 5/2002 Yamanaka et al. D23/371

1 Claim, 2 Drawing Sheets






FIG. 1

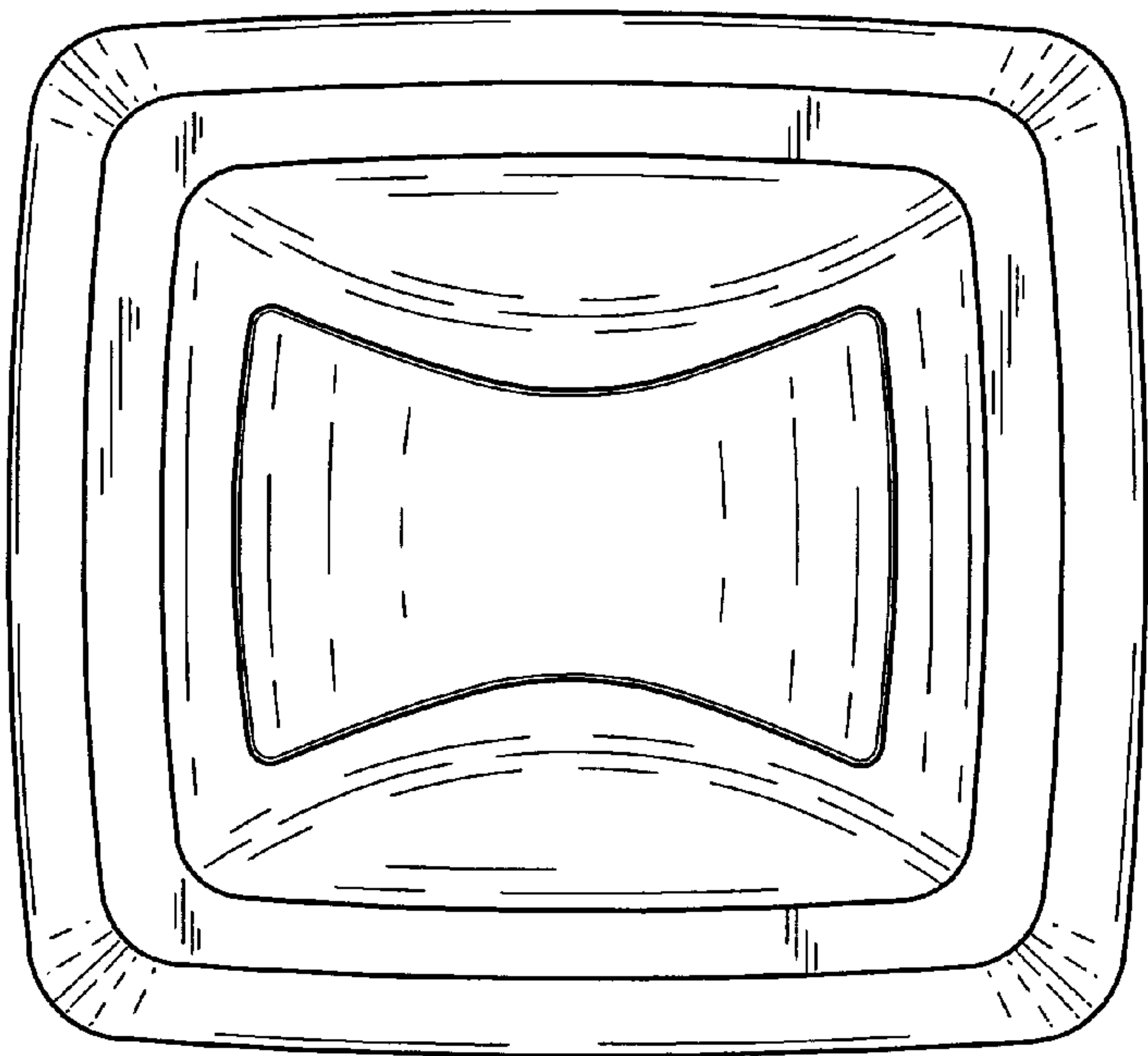


FIG. 2




FIG. 3

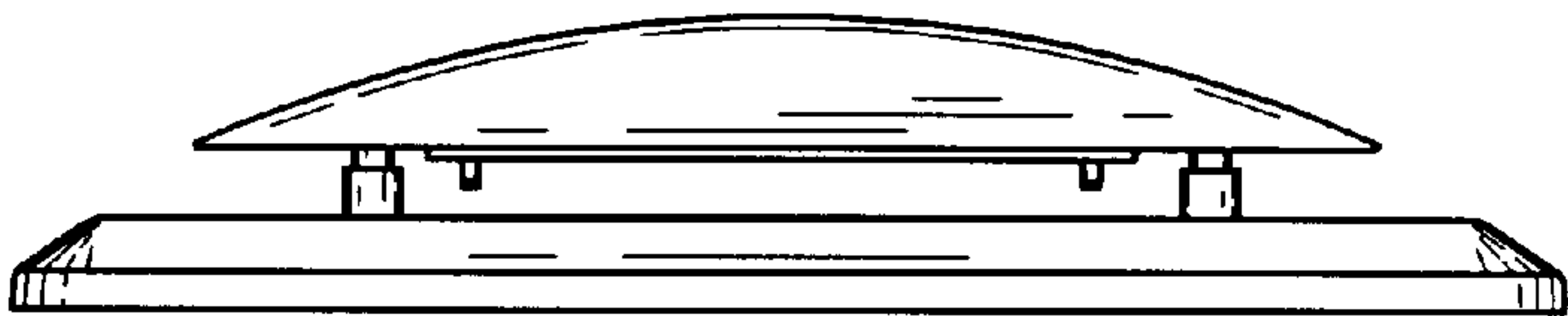


FIG. 4