



US00D531301S

(12) **United States Design Patent**  
**Sinur et al.**

(10) **Patent No.:** **US D531,301 S**  
(45) **Date of Patent:** **\*\* Oct. 31, 2006**

(54) **FAN LIGHT GRILLE**

D510,996 S \* 10/2005 Vladika ..... D23/385

(75) Inventors: **Richard R. Sinur**, Grafton, WI (US);  
**Kiyoshi Hoshino**, Chesterfield, MO  
(US)

\* cited by examiner

(73) Assignee: **Broan-NuTone LLC**, Hartford, WI  
(US)

*Primary Examiner*—Lisa Lichtenstein  
(74) *Attorney, Agent, or Firm*—Michael Best & Friedrich  
LLP

(\*\*) **Term:** **14 Years**

(57) **CLAIM**

(21) **Appl. No.:** **29/216,473**

The ornamental design for a fan light grille, as shown and described.

(22) **Filed:** **Nov. 3, 2004**

**DESCRIPTION**

(51) **LOC (8) Cl.** ..... **23-04**

(52) **U.S. Cl.** ..... **D23/385**

(58) **Field of Classification Search** ..... D23/385,  
D23/393, 370; 454/349, 354; D26/59, 72,  
D26/51, 88

FIG. 1 is a perspective view of a fan light grille constructed in accordance with an embodiment of the present invention; FIG. 2 is a top view of the fan light grille shown in FIG. 1; FIG. 3 is a front view of the fan light grille shown in FIGS. 1 and 2 the rear being a mirror image of that shown; and, FIG. 4 is a side view of the fan light grille shown in FIGS. 1–3 the opposite side being a mirror image of that shown.

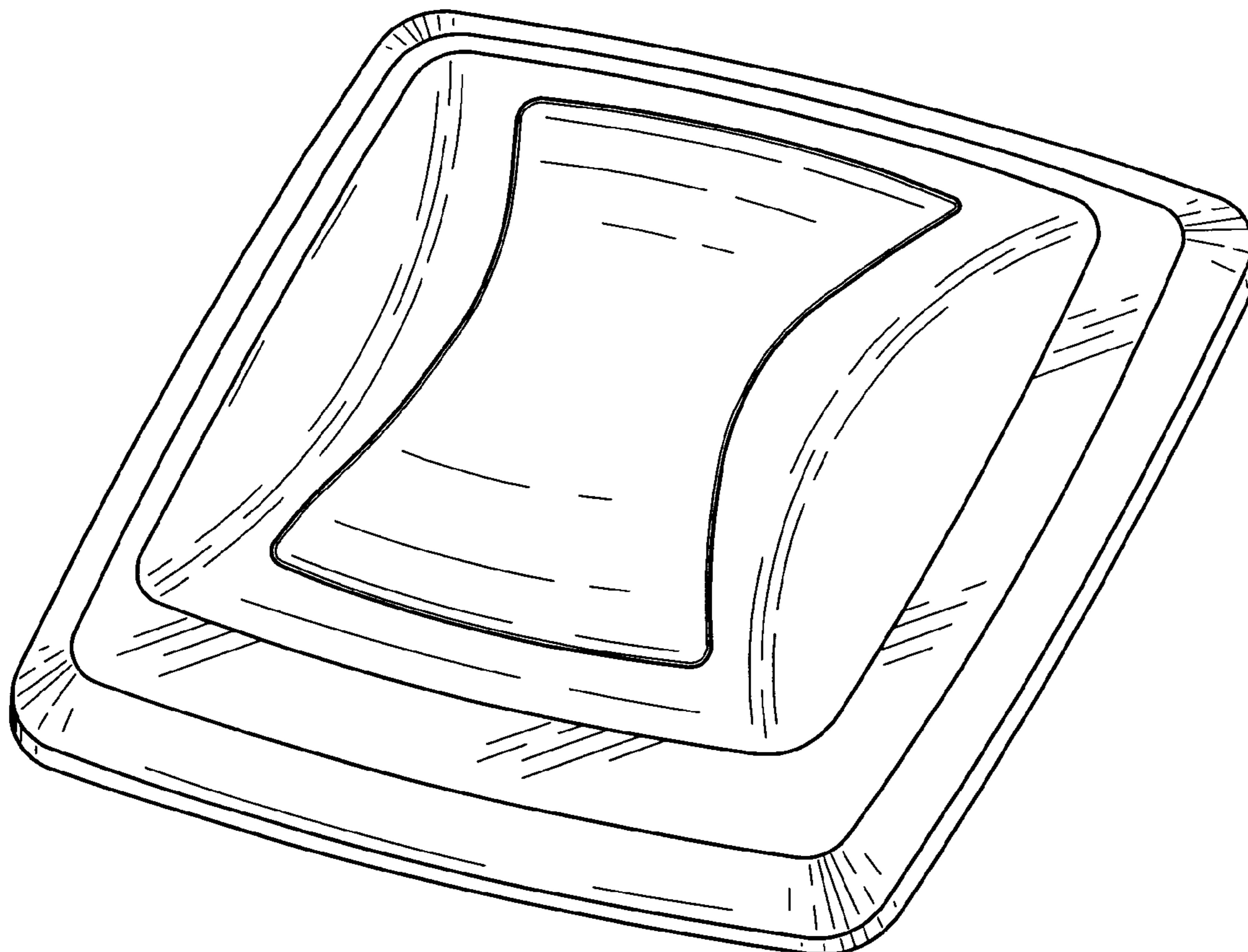
See application file for complete search history.


(56) **References Cited**

**U.S. PATENT DOCUMENTS**

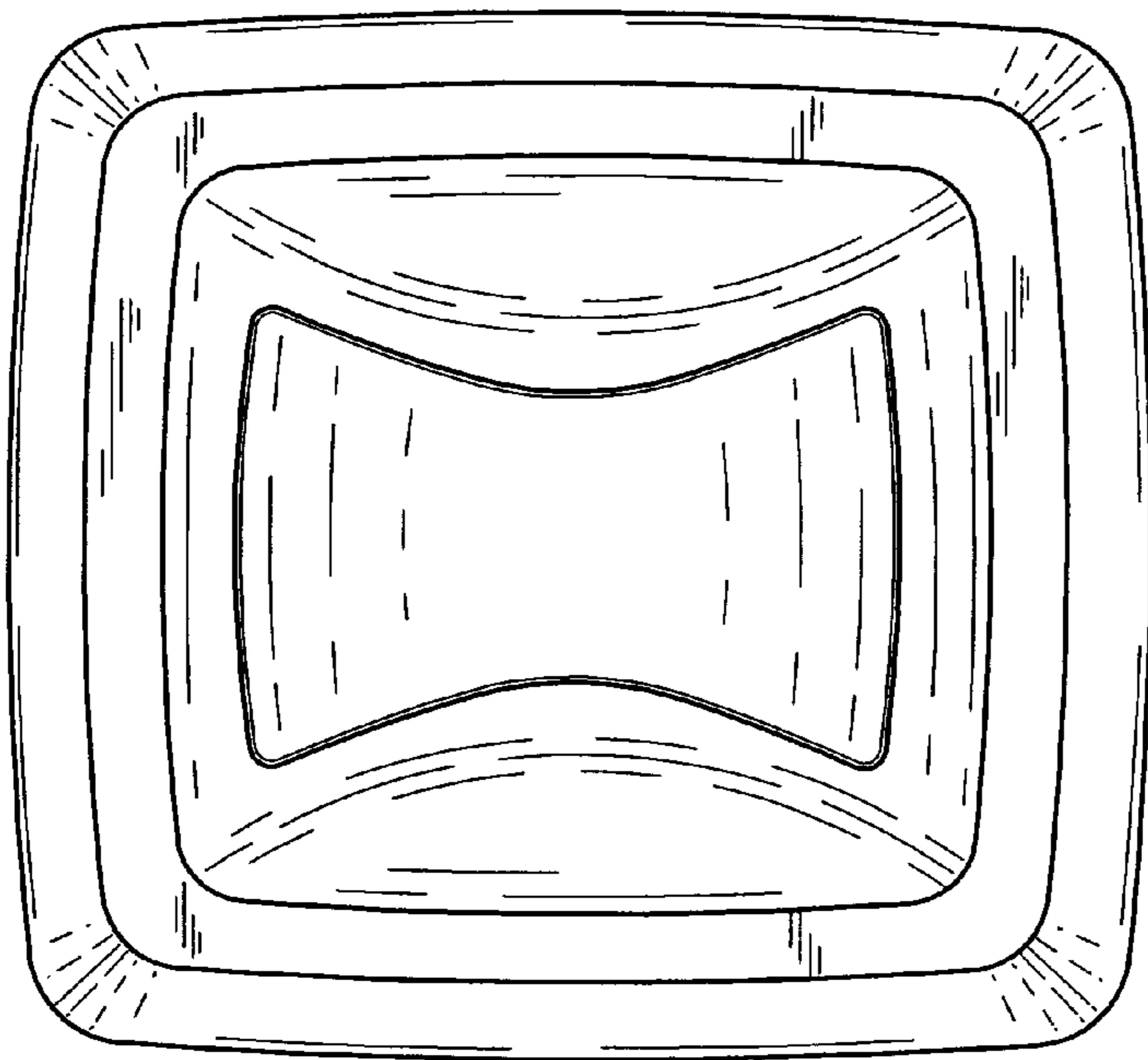
D457,616 S \* 5/2002 Yamanaka et al. .... D23/371

**1 Claim, 2 Drawing Sheets**






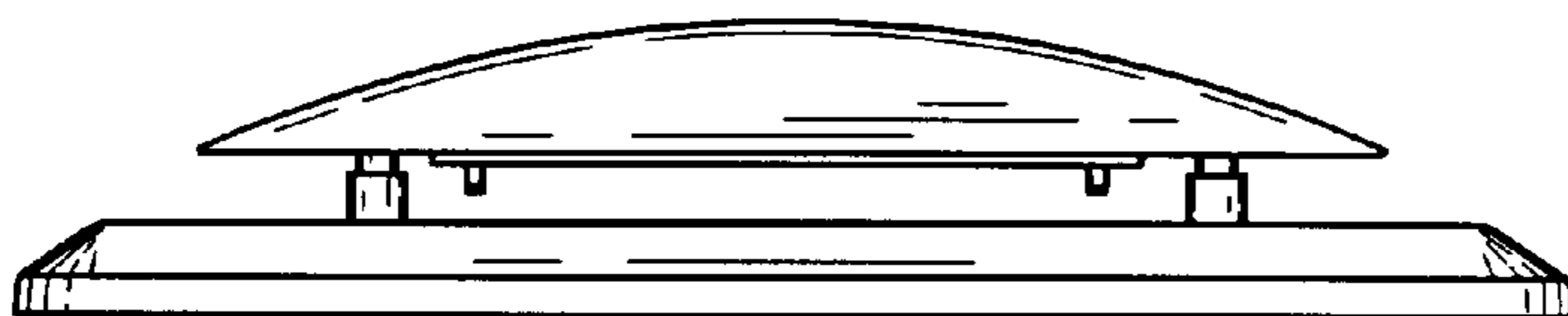
**FIG. 1**



**FIG. 2**



**FIG. 3**



**FIG. 4**