



US00D531300S

(12) **United States Design Patent**
Dooley

(10) **Patent No.:** **US D531,300 S**

(45) **Date of Patent:** **** Oct. 31, 2006**

(54) **BODY FOR AN ELONGATE FAN**

D483,851 S * 12/2003 Fok D23/378

(75) Inventor: **Thomas J. Dooley**, Springfield, PA
(US)

* cited by examiner

Primary Examiner—Lisa Lichtenstein

(73) Assignee: **Lasko Holdings, Inc.**, Wilmington, DE
(US)

(74) *Attorney, Agent, or Firm*—RatnerPrestia

(**) Term: **14 Years**

(57) **CLAIM**

The ornamental design for a body for an elongate fan, as shown and described.

(21) Appl. No.: **29/232,506**

DESCRIPTION

(22) Filed: **Jun. 20, 2005**

(51) **LOC (8) Cl.** **23-04**

(52) **U.S. Cl.** **D23/378**

(58) **Field of Classification Search** D23/378,
D23/370, 332, 381; 416/244 R, 247 R; 415/53.1–53.3;
392/365, 367

See application file for complete search history.

FIG. 1 is a right side front perspective view of a body for an elongate fan showing my new design;

FIG. 2 is a rear perspective view thereof;

FIG. 3 is a front elevation view thereof;

FIG. 4 is a side elevation view thereof, the opposite side being a mirror image of that shown;

FIG. 5 is a rear elevation view thereof; and,

FIG. 6 is an enlarged top plan view thereof.

The broken line showing of environmental structure in FIGS. 1–5 is for illustrative purposes only and forms no part of the claimed design.


(56) **References Cited**

U.S. PATENT DOCUMENTS

D389,567 S * 1/1998 Gudfin D23/378

D468,414 S * 1/2003 Fok D23/328

1 Claim, 6 Drawing Sheets






FIG. 1




FIG. 2

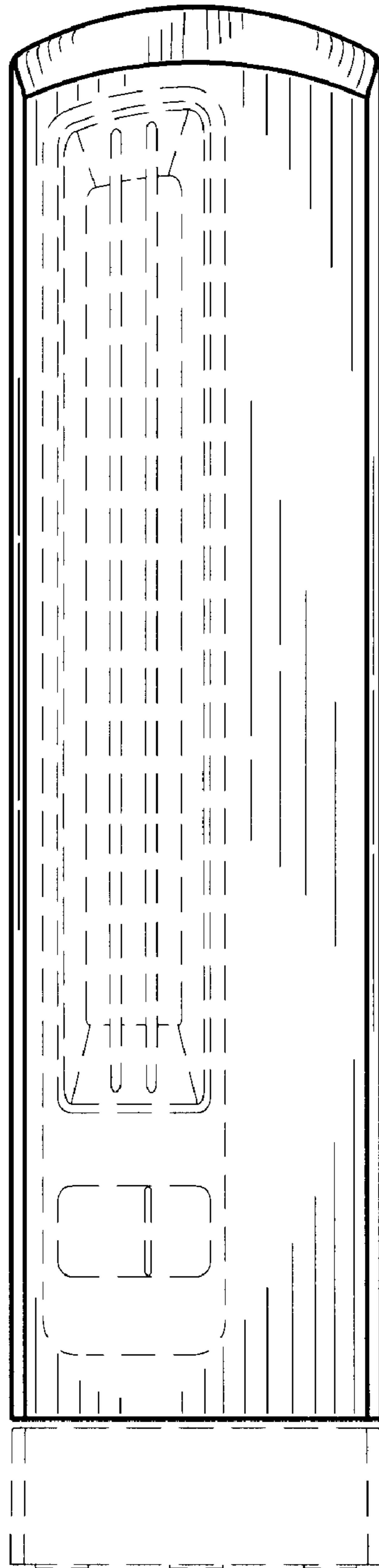


FIG. 3




FIG. 4




FIG. 5

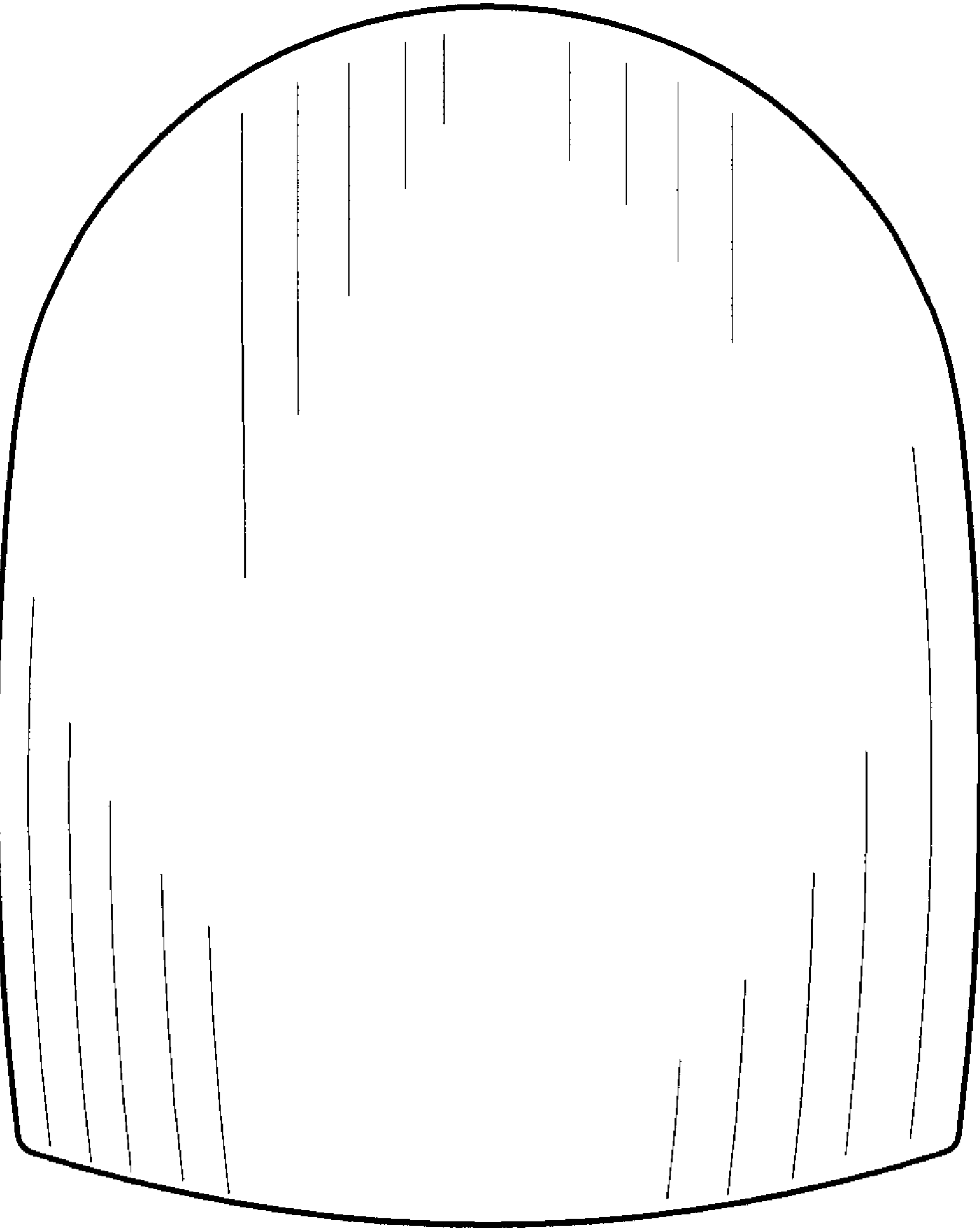


FIG. 6