



US00D531286S

(12) **United States Design Patent**  
**Bates**

(10) **Patent No.:** **US D531,286 S**  
(45) **Date of Patent:** **\*\* Oct. 31, 2006**

(54) **LAVATORY**

(75) Inventor: **Michael R. Bates**, Sheboygan, WI (US)

(73) Assignee: **Kohler Co.**, Kohler, WI (US)

(\*\*) Term: **14 Years**

(21) Appl. No.: **29/224,538**

(22) Filed: **Mar. 3, 2005**

(51) **LOC (8) Cl.** ..... **23-02**

(52) **U.S. Cl.** ..... **D23/293.1**

(58) **Field of Classification Search** ..... D23/272-274,  
D23/284-285, 288-289, 291, 293.1, 303,  
D23/308; 4/515-516, 519, 619, 650, 661  
See application file for complete search history.

(56) **References Cited**

**U.S. PATENT DOCUMENTS**

D399,935 S \* 10/1998 Nagato ..... D23/293.1  
D498,293 S \* 11/2004 Sutopo ..... D23/293.1

**OTHER PUBLICATIONS**

Kohler website page, Vessels Botticelli Lavatory with Single-Hole Drilling, dated Jan. 25, 2005.  
Kohler catalog p. 14.20, Countertop Lavatories, Chenille and Centerpiece.

Hastings Bath Collection website page, Sfera 90 shown with optional glass shelf and towel bar, dated Jan. 24, 2005.

\* cited by examiner

*Primary Examiner*—Robert A. Delehanty

(74) *Attorney, Agent, or Firm*—Quarles & Brady LLP

(57) **CLAIM**

The ornamental design for a lavatory, as shown and described.

**DESCRIPTION**

In a preferred embodiment, the nature of this product is as a plumbing fixture in the form of a lavatory which is primarily useful for washing the body parts of humans.

FIG. 1 is a left, top, front perspective view of a lavatory embodying my new design;

FIG. 2 is a top plan view thereof;

FIG. 3 is a front elevational view thereof;

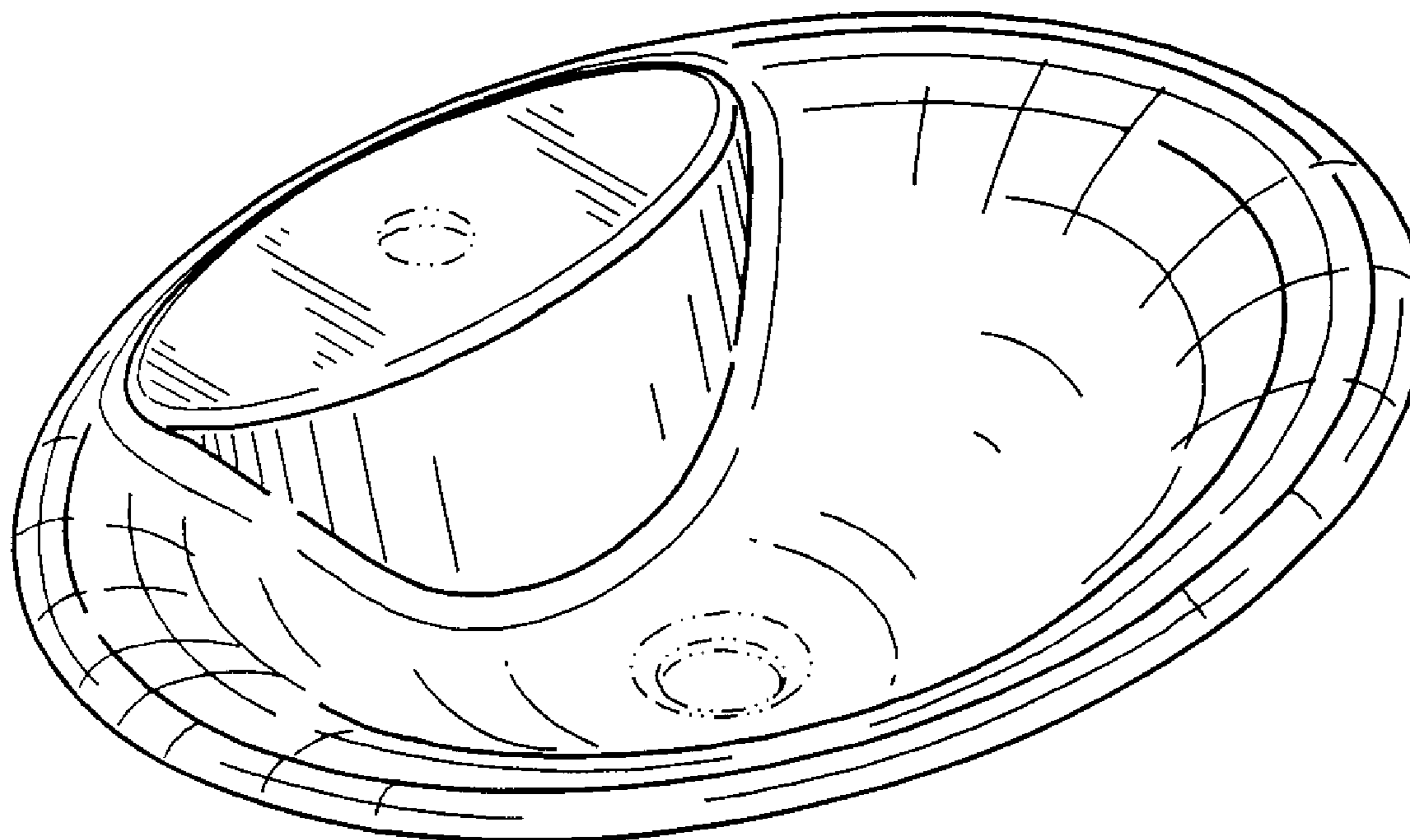
FIG. 4 is a left side elevational view thereof, the right side elevational view thereof being a mirror image of the left side shown;

FIG. 5 is a rear elevational view thereof; and,

FIG. 6 is a bottom plan view thereof.

The broken line representations of a drain in the figures and of a hole in FIGS. 1, 2 and 6 are for the purpose of illustration only, and form no part of the claimed design.

**1 Claim, 2 Drawing Sheets**



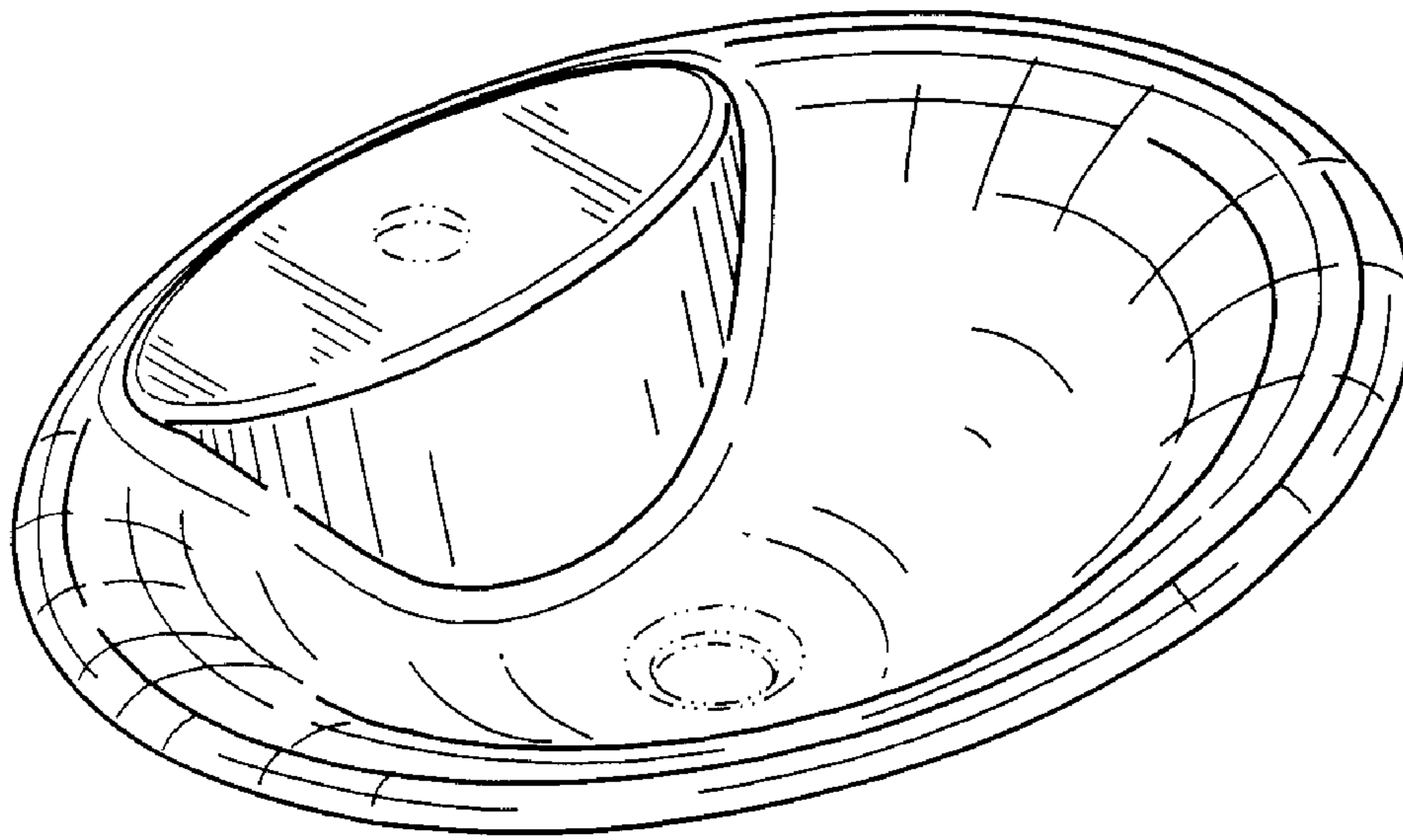


FIG. 1

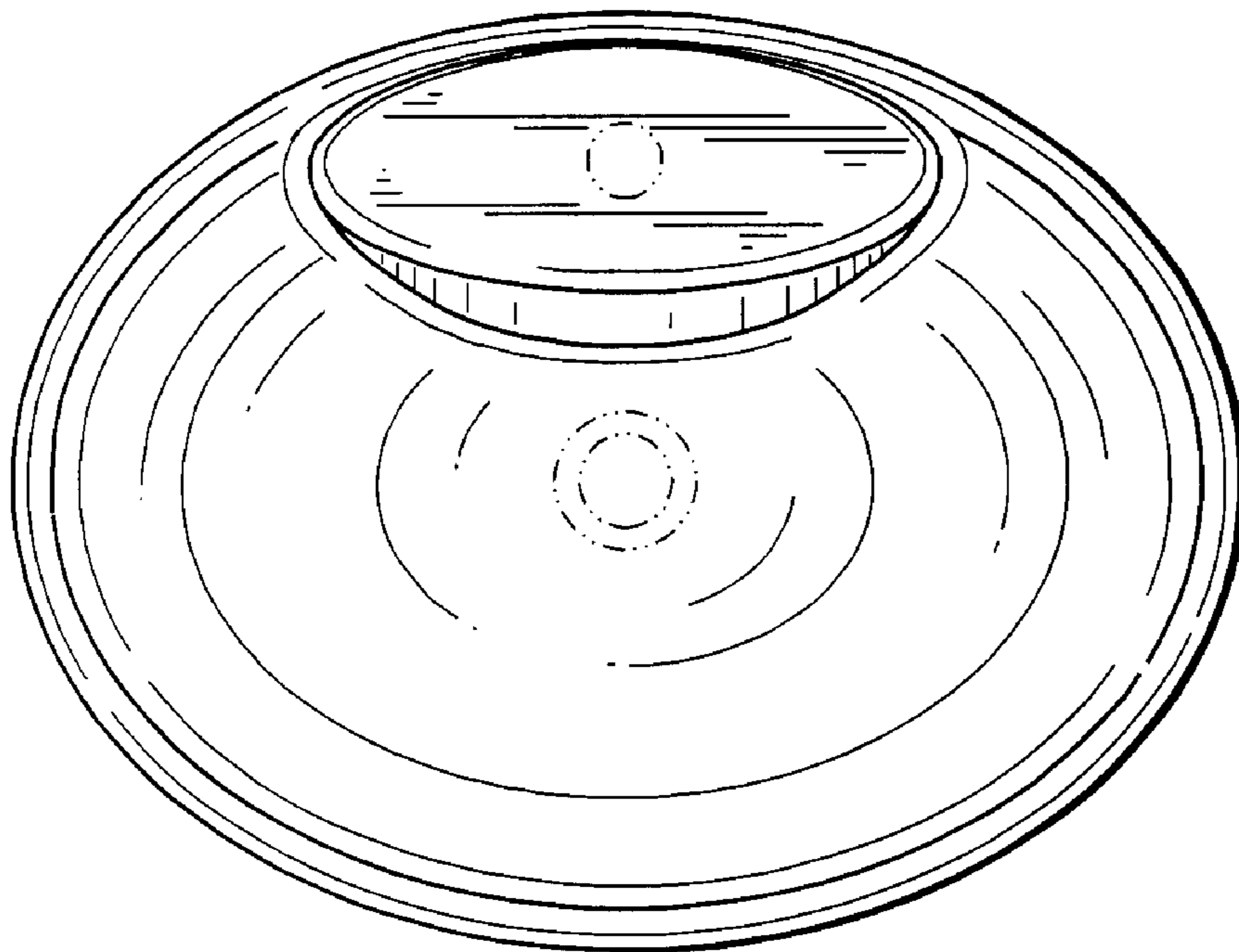


FIG. 2

FIG. 3

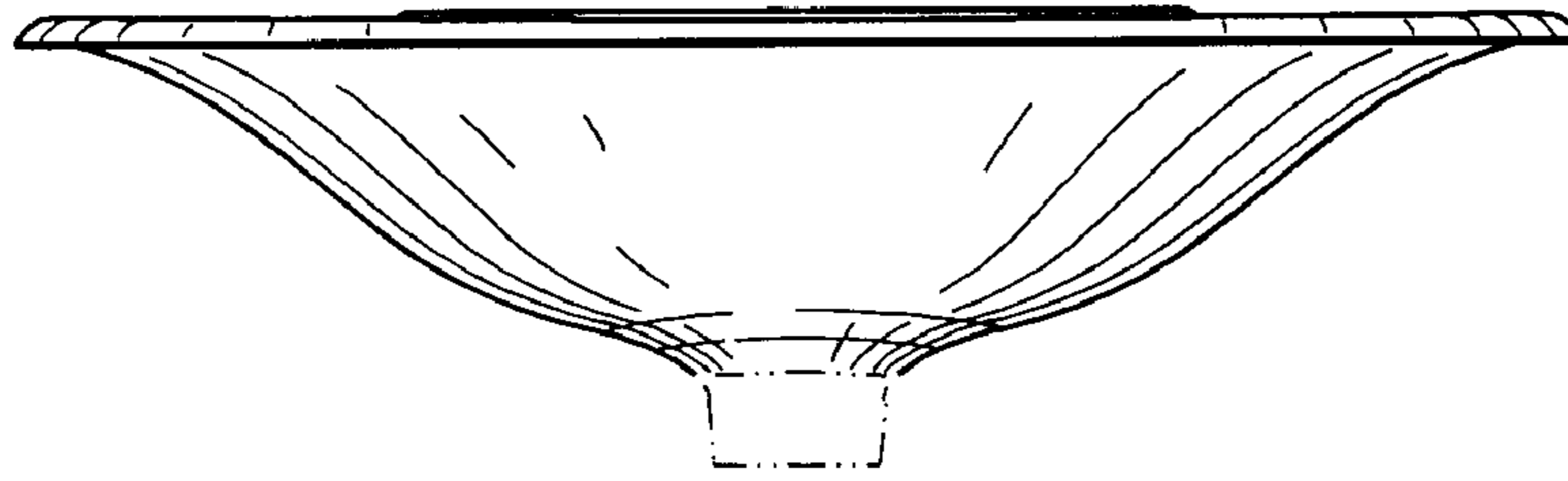


FIG. 4

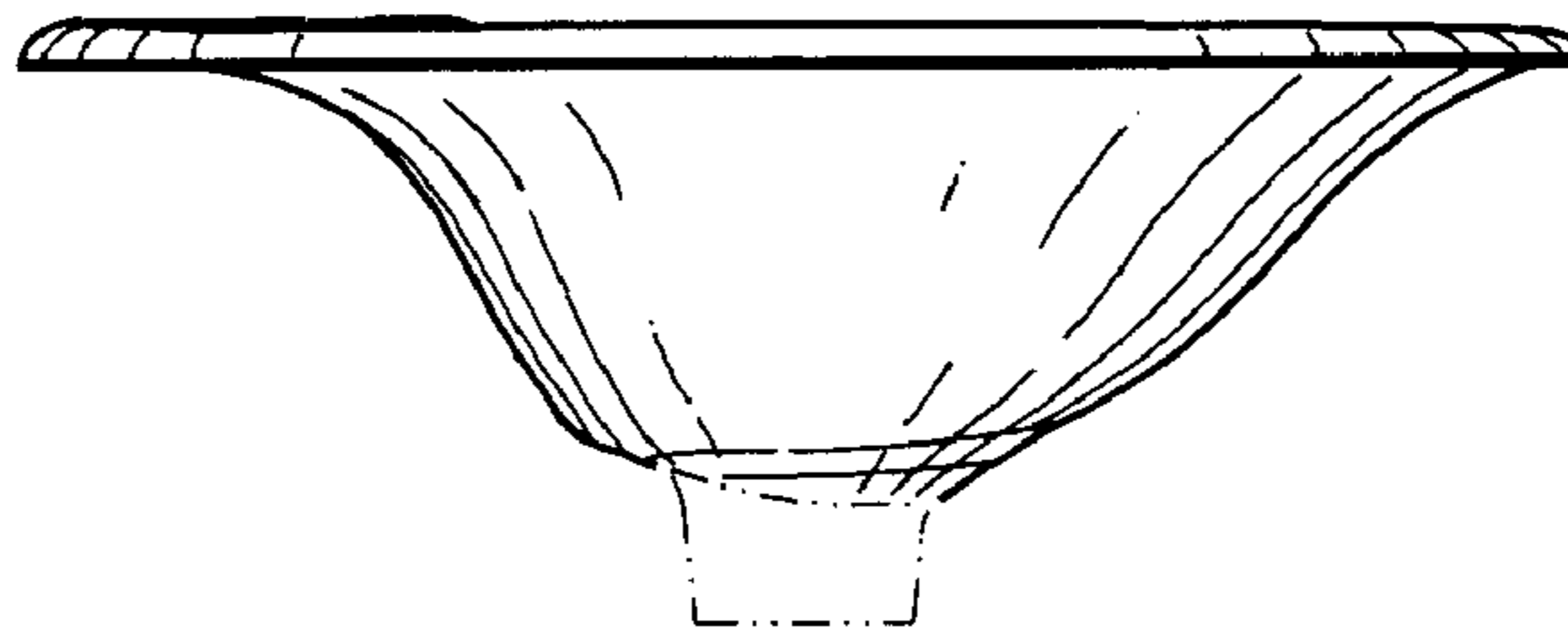


FIG. 5

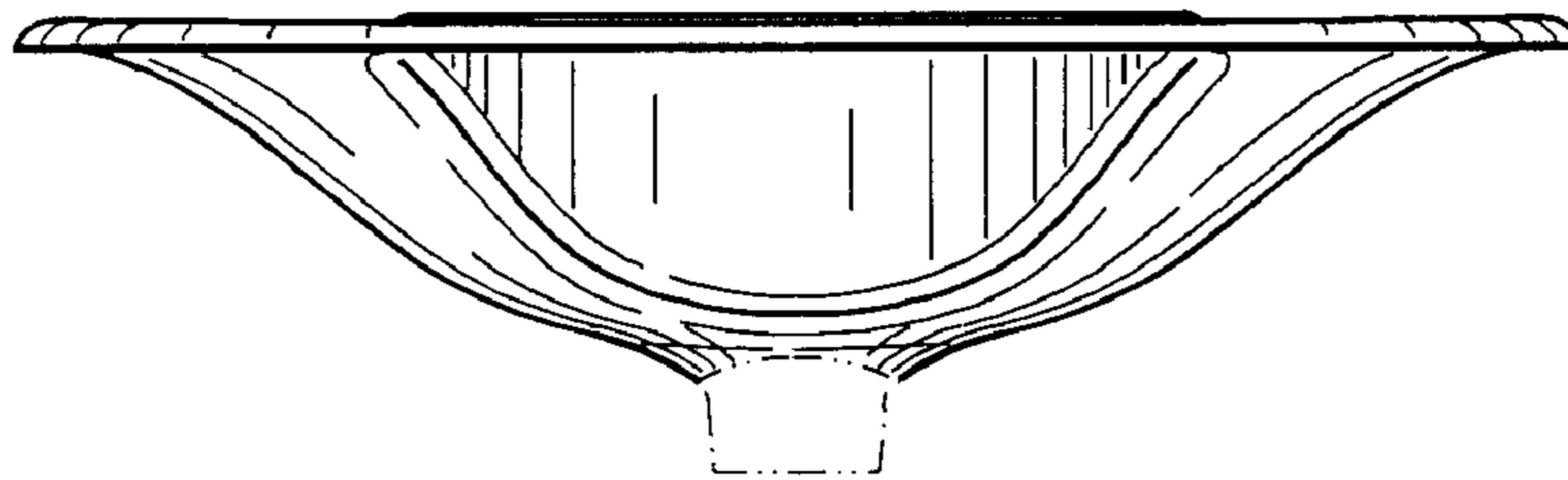


FIG. 6

