



US00D531283S

(12) **United States Design Patent**
Weber

(10) **Patent No.:** **US D531,283 S**

(45) **Date of Patent:** **** Oct. 31, 2006**

(54) **SLIP FIT QUICK DISCONNECT PIPE COUPLER**

(76) Inventor: **Walter L. Weber**, 8417 New Hampshire, St. Louis, MO (US) 63123

(**) Term: **14 Years**

(21) Appl. No.: **29/230,384**

(22) Filed: **May 20, 2005**

(51) **LOC (8) Cl.** **23-01**

(52) **U.S. Cl.** **D23/262**

(58) **Field of Classification Search** D23/262,
D23/265, 259; 285/325, 148.18, 148.23
See application file for complete search history.

(56) **References Cited**

U.S. PATENT DOCUMENTS

959,854 A *	5/1910	Grierson	285/325
2,706,649 A	4/1955	Foushee		
D189,229 S *	11/1960	Bowne	D23/265
3,966,240 A	6/1976	Enomoto		
D263,415 S *	3/1982	Roche	D23/265
4,534,585 A	8/1985	Saliger		
4,687,056 A	8/1987	Doering		
4,795,198 A *	1/1989	Hjelset	285/32
4,858,958 A	8/1989	Harbeke		

6,050,615 A	4/2000	Weinhold		
6,120,065 A	9/2000	Chen		
D431,635 S *	10/2000	Fange	D23/265
6,311,770 B1	11/2001	Mullis		
6,840,548 B1	1/2005	Lacroix		
2002/0195820 A1	12/2002	Surjaatmadja		
2003/0116968 A1	6/2003	Dallai et al.		
2004/0239116 A1	12/2004	Cooke		
2005/0035597 A1	2/2005	Bamberger et al.		

* cited by examiner

Primary Examiner—Robin Webster

(74) *Attorney, Agent, or Firm*—Kevin L. Klug

(57) **CLAIM**

I claim the ornamental design for a slip fit quick disconnect pipe coupler, substantially as shown and described.

DESCRIPTION

FIG. 1 is a front side elevational view of the slip fit quick disconnect pipe coupler showing my new design in an assembled form.

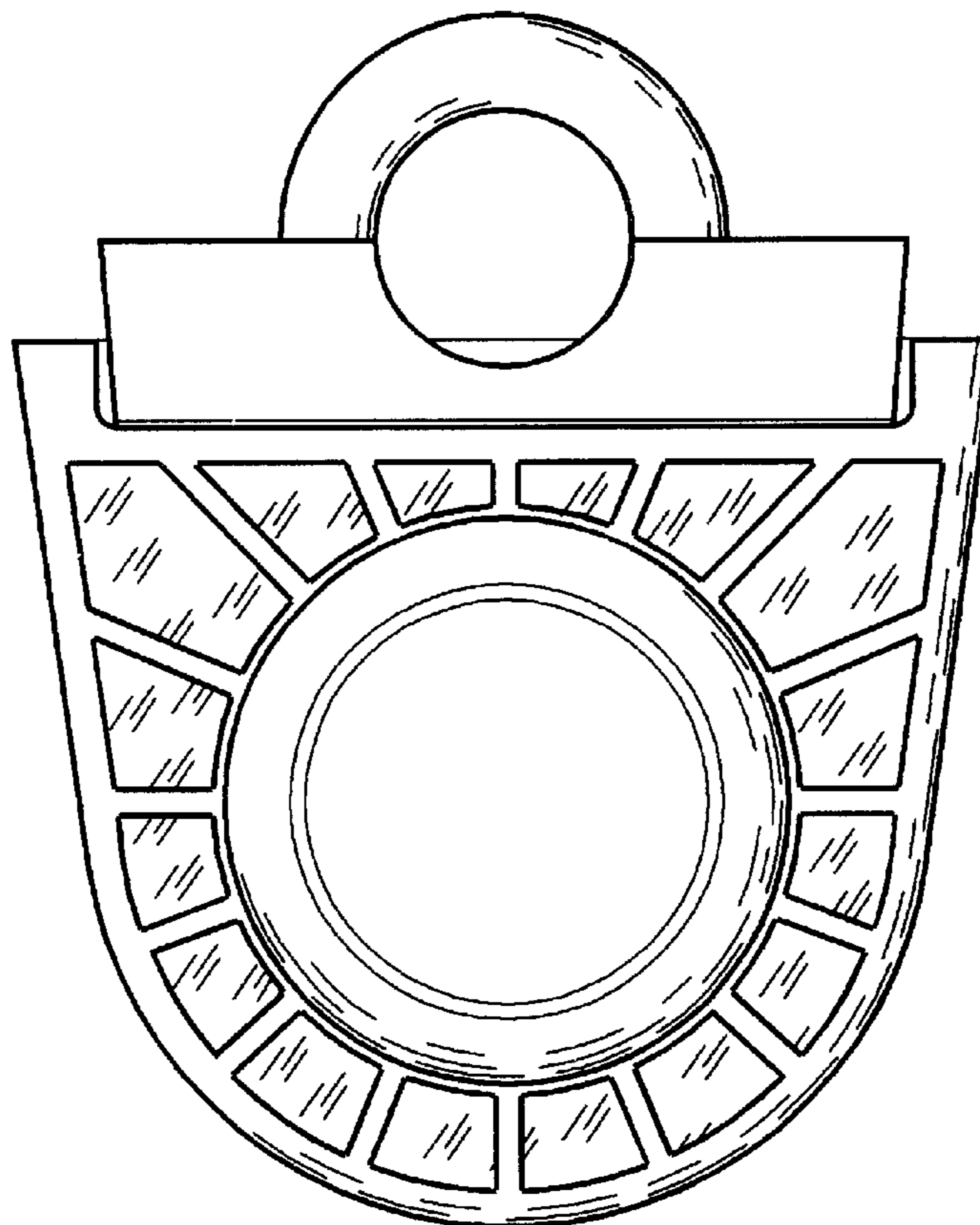
FIG. 2 is a rear side elevational view thereof.

FIG. 3 is a top plan view thereof.

FIG. 4 is bottom plan view thereof; and,

FIG. 5 a left side elevational view thereof which is symmetrical with a right side elevational view thereof.

1 Claim, 4 Drawing Sheets






FIG. 1




FIG. 2

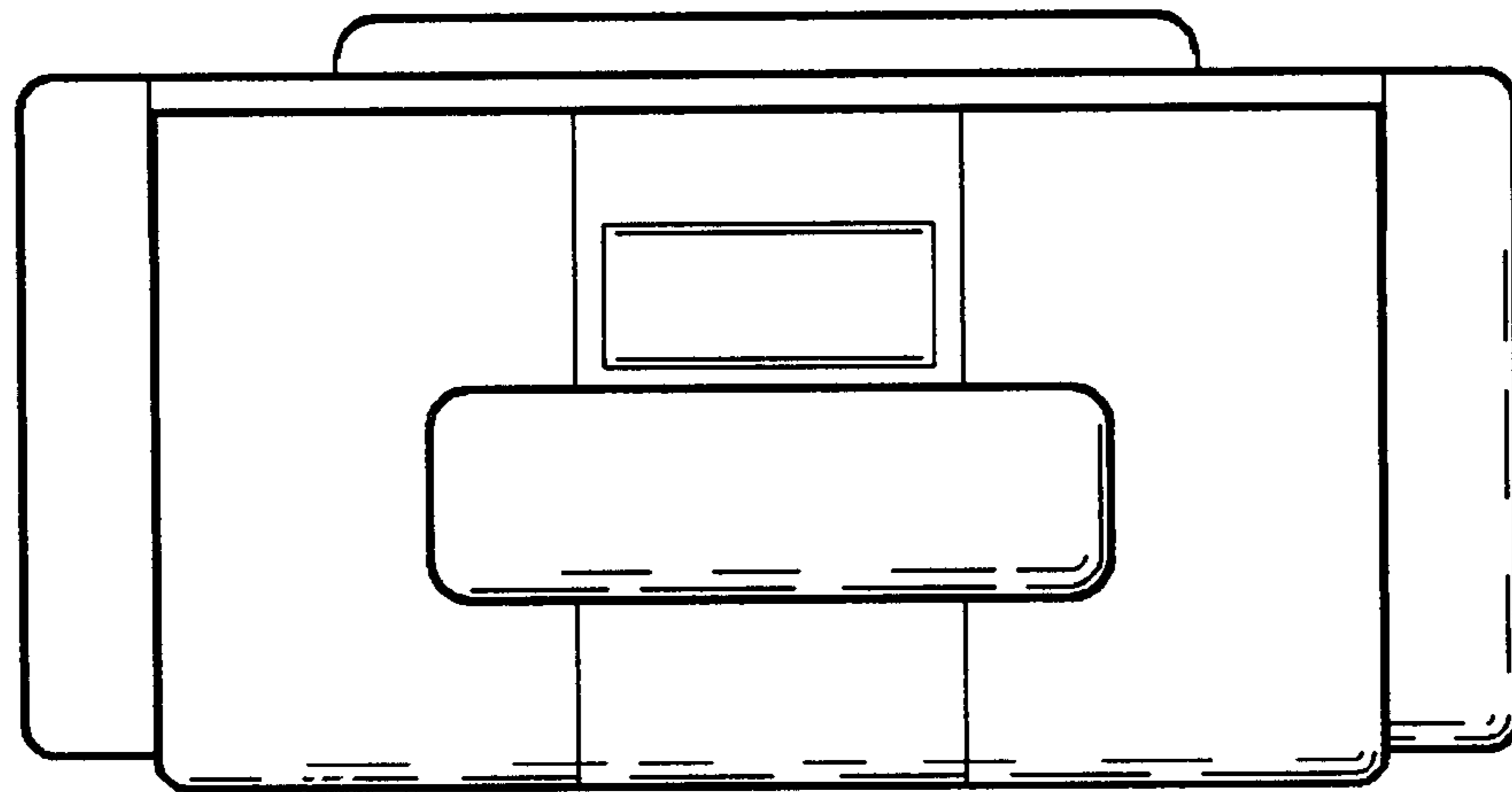


FIG. 3

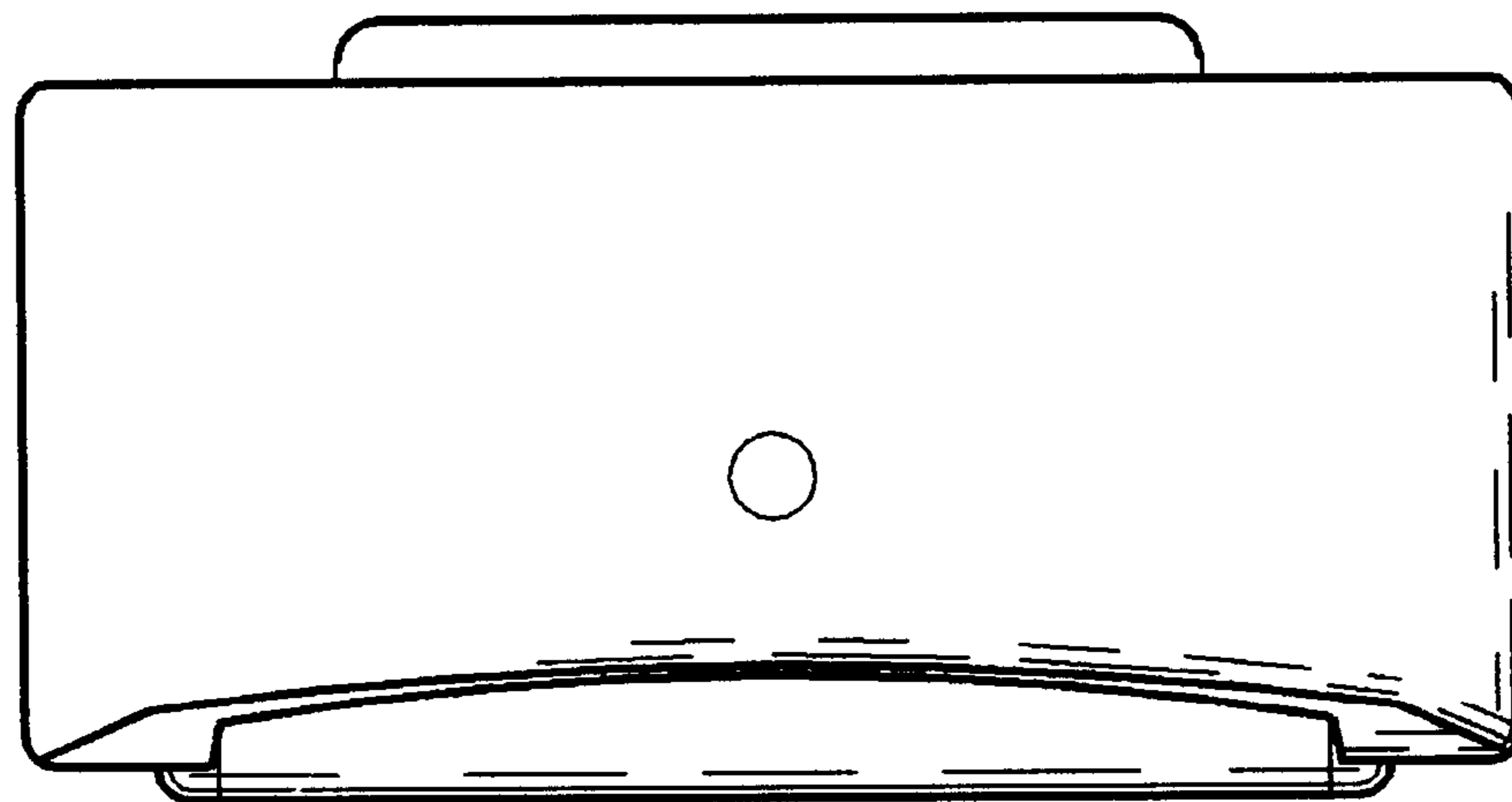


FIG. 4

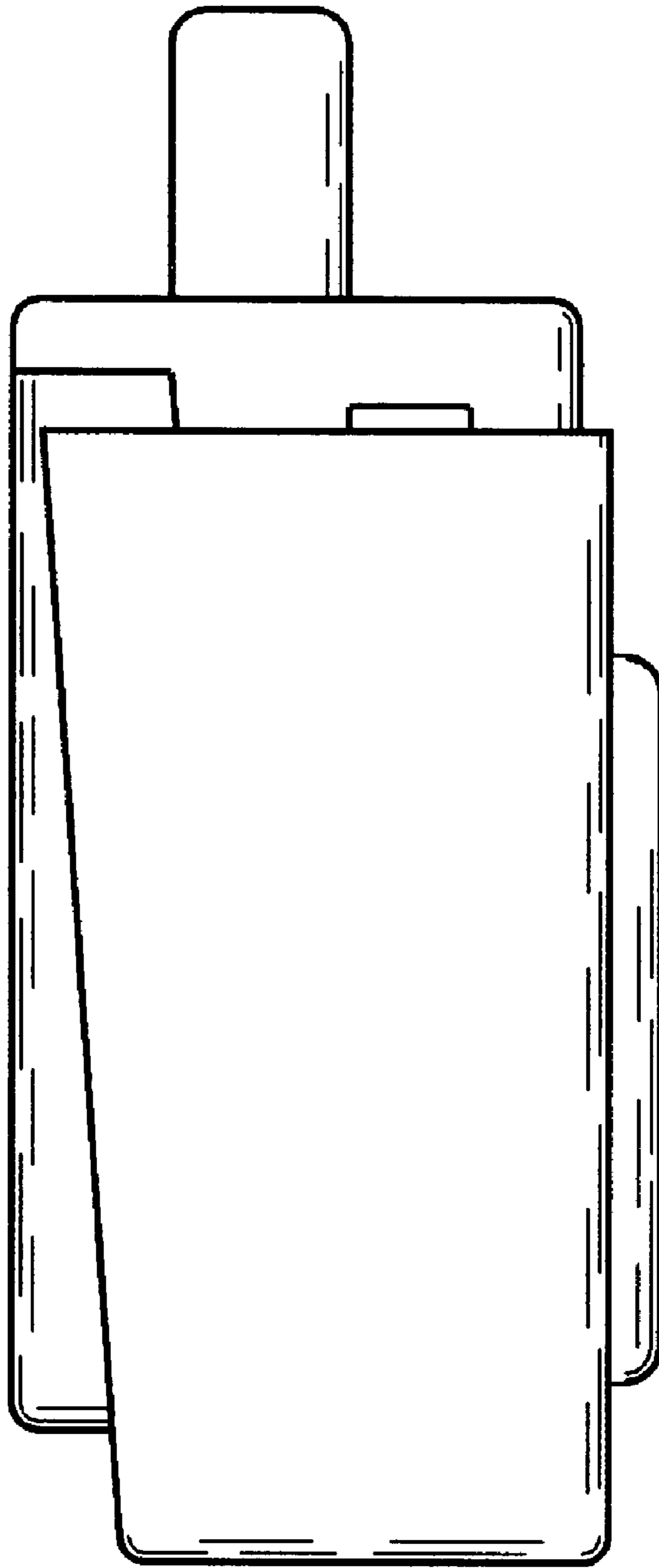


FIG. 5