



US00D531275S

(12) **United States Design Patent**  
**Tsai**

(10) **Patent No.:** **US D531,275 S**

(45) **Date of Patent:** **\*\* Oct. 31, 2006**

(54) **PLUMBING CONTROL**

(75) Inventor: **Hsin-I Ciny Tsai**, Sheboygan, WI (US)

(73) Assignee: **Kohler Co.**, Kohler, WI (US)

(\*\*) Term: **14 Years**

(21) Appl. No.: **29/223,542**

(22) Filed: **Feb. 15, 2005**

(51) **LOC (8) Cl.** ..... **23-01**

(52) **U.S. Cl.** ..... **D23/254**

(58) **Field of Classification Search** ..... D23/238-257;  
D8/250-257, 300-322, DIG. 3; 16/110.1;  
4/675-678; 137/801

See application file for complete search history.

(56) **References Cited**

**U.S. PATENT DOCUMENTS**

D319,294 S	*	8/1991	Kohler et al.	.....	D23/254
D348,509 S	*	7/1994	Bollenbacher	.....	D23/254
D400,651 S	*	11/1998	Hundley et al.	.....	D23/254
D402,009 S	*	12/1998	Gottwald	.....	D23/254
D407,466 S	*	3/1999	Hundley et al.	.....	D23/252
D416,987 S	*	11/1999	Mullenmeister	.....	D23/254
D450,811 S	*	11/2001	Gottwald	.....	D23/254
D462,421 S	*	9/2002	Hundley	.....	D23/252
D468,405 S	*	1/2003	McKeone	.....	D23/249
D473,932 S	*	4/2003	Caplow	.....	D23/252

D483,093 S \* 12/2003 Bates et al. .... D23/252  
D498,517 S \* 11/2004 Citterio ..... D23/245

\* cited by examiner

*Primary Examiner*—Louis S. Zarfes

*Assistant Examiner*—Gregory Andoll

(74) *Attorney, Agent, or Firm*—Quarles & Brady LLP

(57) **CLAIM**

The ornamental design for a plumbing control, as shown and described.

**DESCRIPTION**

In a preferred embodiment, the nature of this product is as a plumbing fitting in the form of a shower and/or bath control.

FIG. 1 is a right, top, front perspective view of a plumbing control according to my new design;

FIG. 2 is a front elevational view thereof;

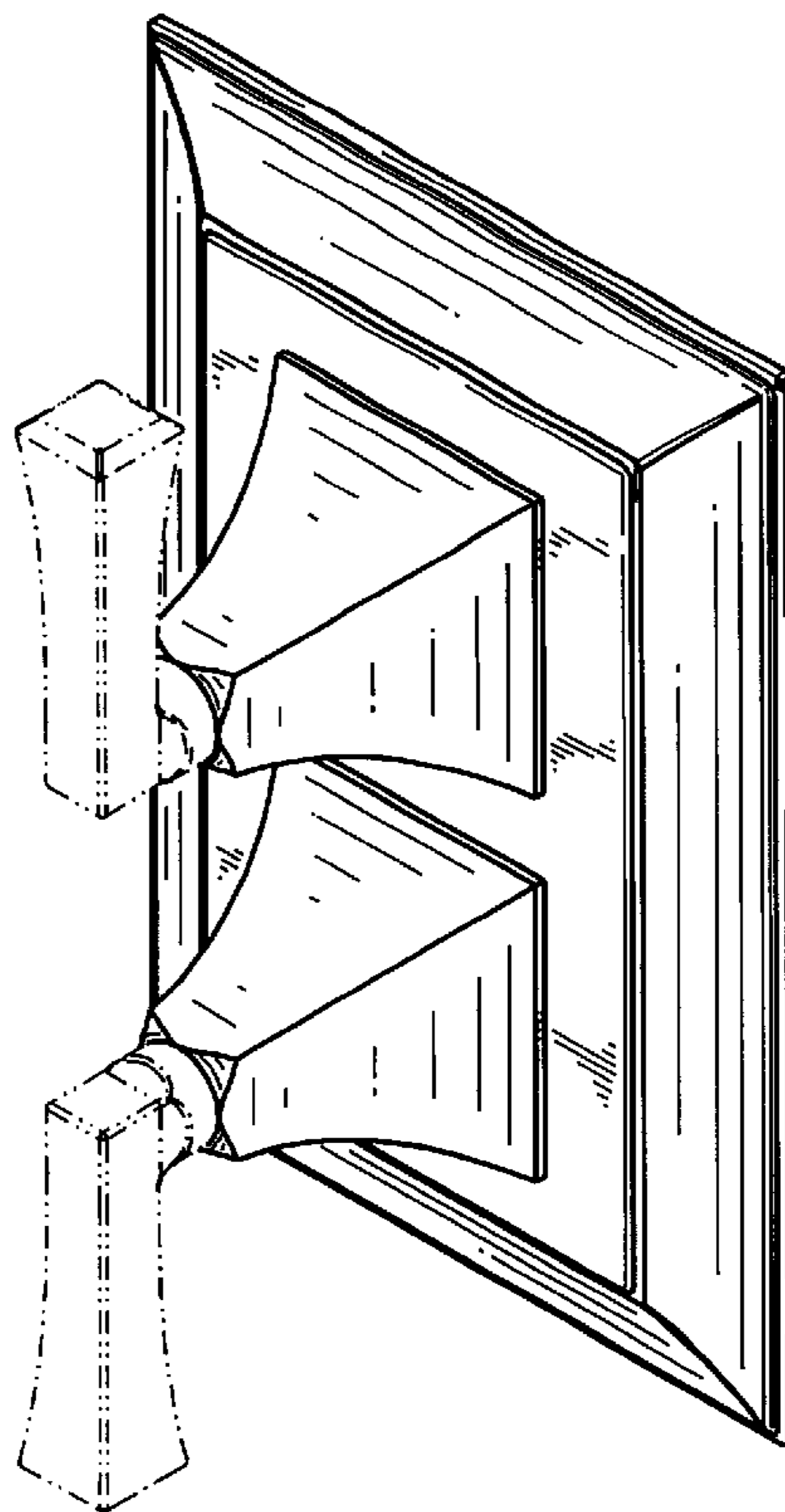
FIG. 3 is a right side elevational view thereof, the left side elevational view thereof being a mirror image of the right side shown;

FIG. 4 is a top plan view thereof, the bottom plan view thereof being a mirror image of the top shown; and,

FIG. 5 is a rear elevational view thereof.

The broken line representations of a handle environment in FIGS.1-4 and of back side structure in FIG. 5 are for the purpose of illustration only, and form no part of the claimed design.

**1 Claim, 2 Drawing Sheets**



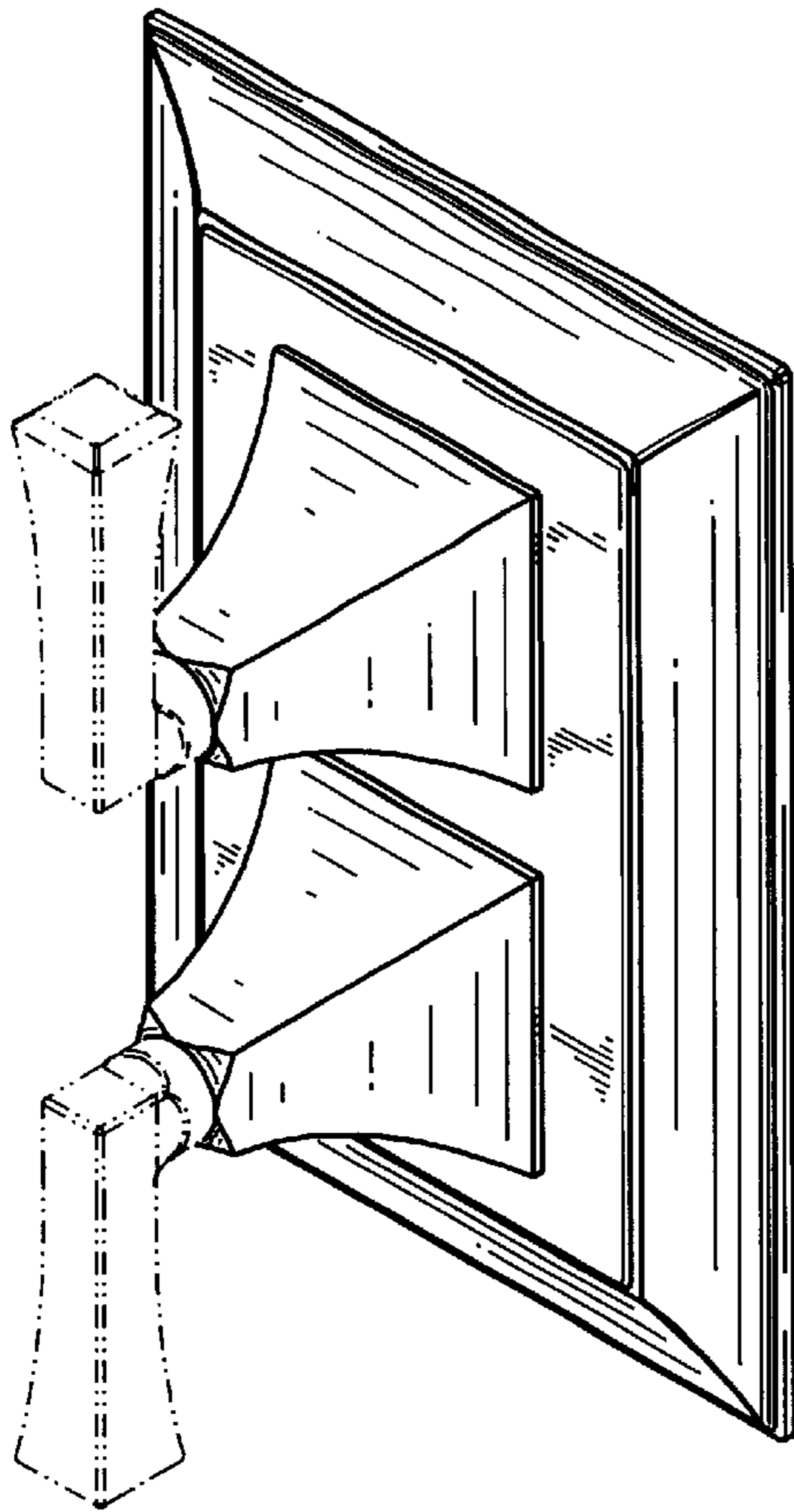
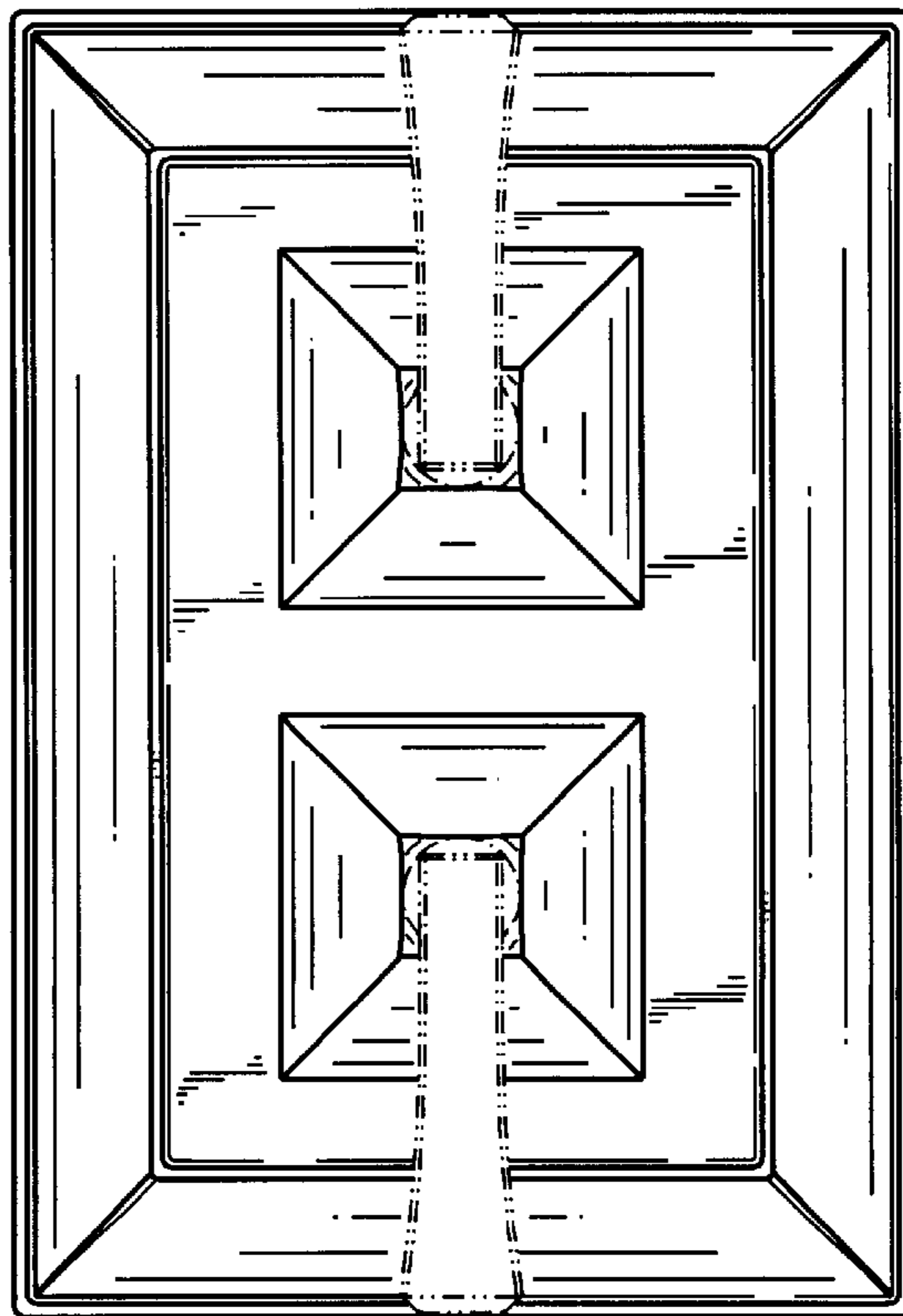


FIG. 1

FIG. 2



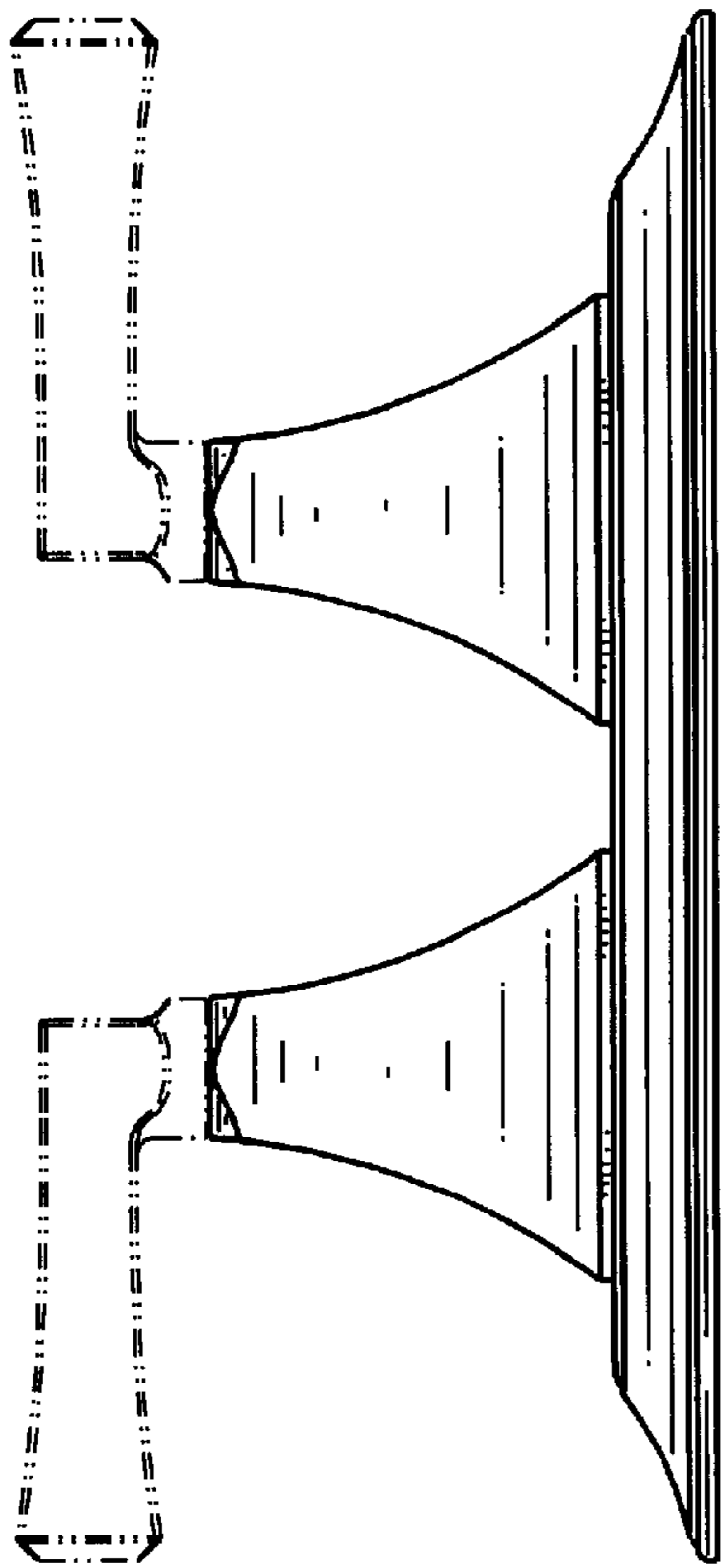


FIG. 3

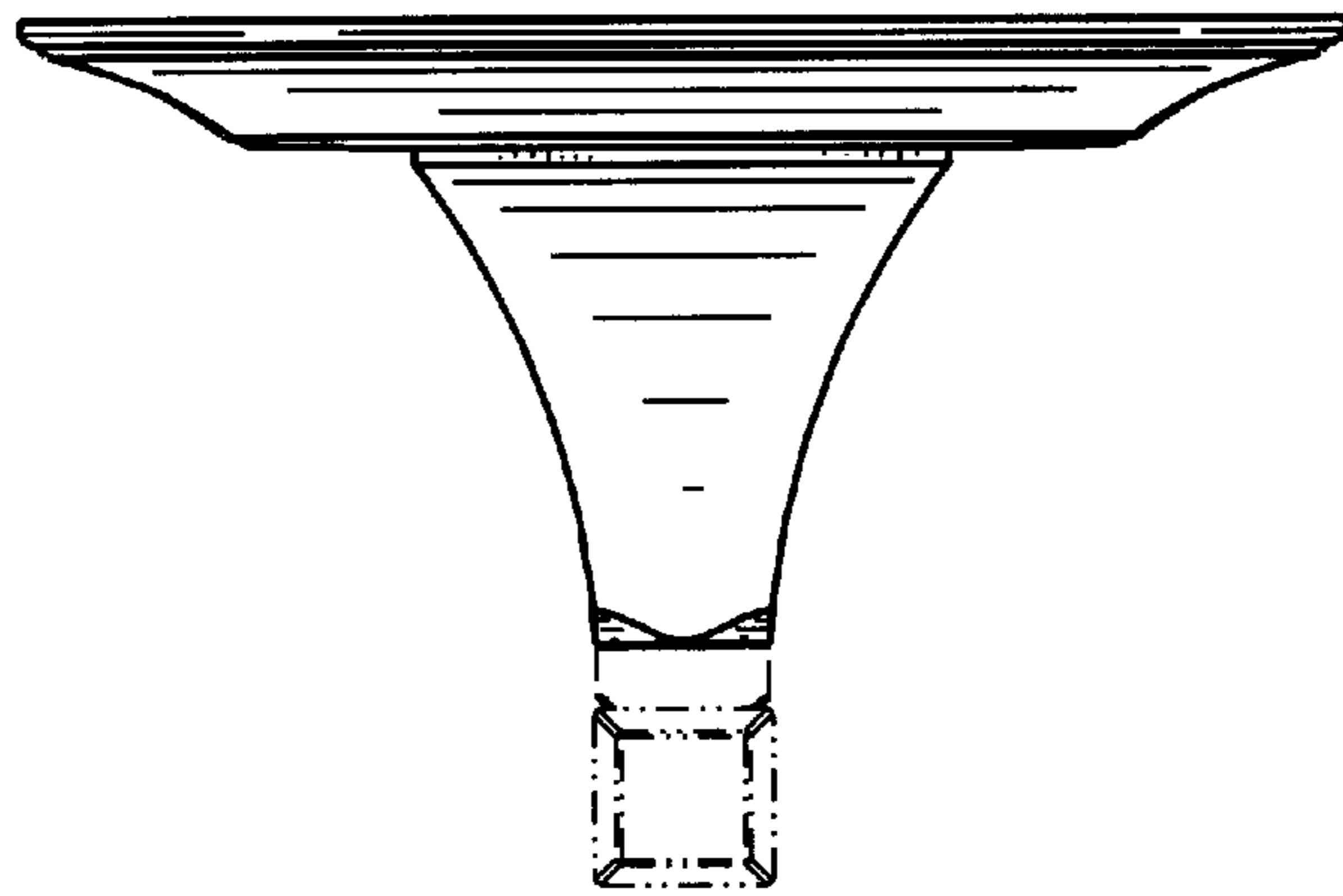


FIG. 4

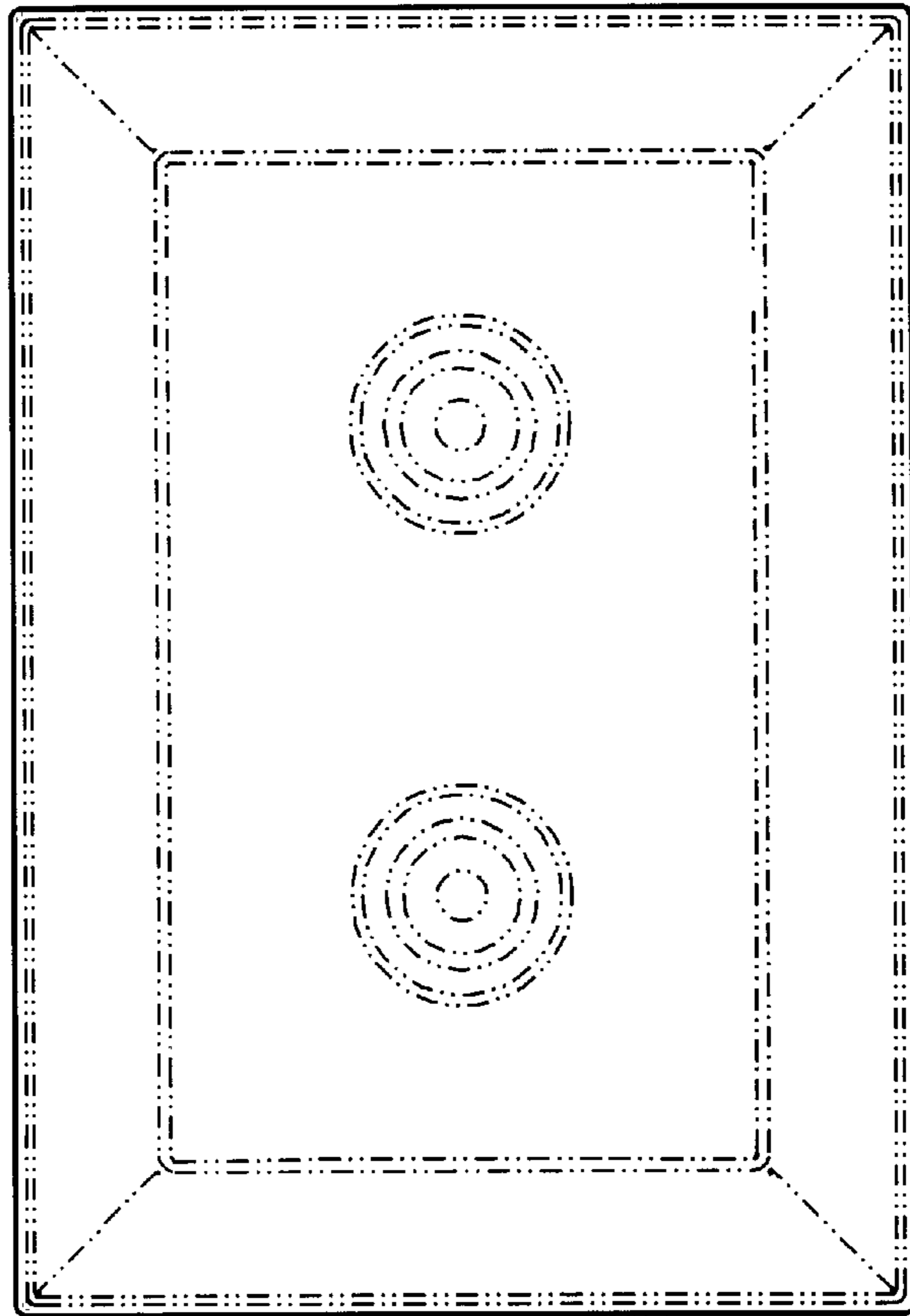


FIG. 5