

US00D531257S

(12) **United States Design Patent**
Duston

(10) **Patent No.:** **US D531,257 S**

(45) **Date of Patent:** **** Oct. 31, 2006**

(54) **BAIT STATION**

(75) Inventor: **Tyler D. Duston**, Evanston, IL (US)

(73) Assignee: **S.C. Johnson & Son, Inc.**, Racine, WI (US)

(**) Term: **14 Years**

(21) Appl. No.: **29/224,393**

(22) Filed: **Mar. 1, 2005**

(51) **LOC (8) Cl.** **22-06**

(52) **U.S. Cl.** **D22/122**

(58) **Field of Classification Search** D22/119-125;
43/131, 121, 124, 132.1, 107
See application file for complete search history.

(56) **References Cited**

U.S. PATENT DOCUMENTS

4,837,969	A	6/1989	Demarest	43/131
D316,890	S	5/1991	Robinson et al.	D22/149
D323,014	S	1/1992	Demarest et al.	D22/122
D326,496	S	5/1992	Demarest et al.	D22/122
D326,702	S	6/1992	Demarest	D22/119
D326,890	S	6/1992	Mares	D22/119
D347,675	S *	6/1994	Demarest et al.	D22/119
D366,689	S *	1/1996	Mares et al.	D22/122
D410,724	S *	6/1999	Robles et al.	D22/122
5,960,585	A	10/1999	Demarest et al.	43/131
5,983,558	A	11/1999	Las et al.	43/131

D422,670	S *	4/2000	Kemmis	D22/122
D425,961	S *	5/2000	Kemmis	D22/122
6,272,791	B1	8/2001	Pleasants	43/131
D508,548	S *	8/2005	Soner et al.	D22/122
2003/0145511	A1 *	8/2003	Finn et al.	43/131
2005/0000147	A1	1/2005	Westphal et al.	43/131

* cited by examiner

Primary Examiner—Catherine R. Oliver

(57) **CLAIM**

The ornamental design for a bait station, as shown and described.

DESCRIPTION

In a preferred embodiment the nature of this product is as a device for attracting and killing crawling insects.

FIG. 1 is a left, top, frontal perspective view of a bait station embodying my new design;

FIG. 2 is a front elevational view thereof;

FIG. 3 is a rear elevational view thereof;

FIG. 4 is a left side elevational view thereof, the right side elevational view thereof being the mirror image thereof;

FIG. 5 is a top plan view thereof; and,

FIG. 6 is a bottom plan view thereof.

The broken line representation of bottom structure in FIG. 6 is for illustrative purposes of illustration only and forms no part of the claim.

1 Claim, 1 Drawing Sheet




FIG. 1




FIG. 2



FIG. 3



FIG. 4



FIG. 5




FIG. 6

