



US00D531256S

(12) **United States Design Patent**
Larsen et al.

(10) **Patent No.:** **US D531,256 S**
(45) **Date of Patent:** **** Oct. 31, 2006**

(54) **PORTABLE CLIP-ON SPRAY DISPENSER**

(75) Inventors: **Douglas P. Larsen**, Orem, UT (US);
Paul J. Christensen, Salem, UT (US);
Gary Pellegrino, Streetboro, OH (US)

(73) Assignee: **Natural Trends, LLC**, Orem, UT (US)

(**) Term: **14 Years**

(21) Appl. No.: **29/213,916**

(22) Filed: **Sep. 24, 2004**

(51) **LOC (8) Cl.** **22-02**

(52) **U.S. Cl.** **D22/117**

(58) **Field of Classification Search** D22/117,
D22/120; 340/425.5, 321, 332; D9/448; 222/192,
222/504, 402.1, 402.11; D28/91.1

See application file for complete search history.

(56) **References Cited**

U.S. PATENT DOCUMENTS

3,823,853	A	7/1974	Alden	222/361
D267,982	S	* 2/1983	Kennedy	D28/91.1
4,826,054	A	5/1989	Frutin	222/402.11
D316,667	S	* 5/1991	Litton	D28/91.1

(Continued)

OTHER PUBLICATIONS

Defense Shop, "Pepper Pen", order information for pepper pen www.defenseshop.com, Nov. 24, 2003, 1 page.

Primary Examiner—Catherine R. Oliver
(74) *Attorney, Agent, or Firm*—TraskBritt

(57) **CLAIM**

The ornamental design for a portable clip-on spray dispenser, as shown and described.

DESCRIPTION

FIG. 1 is a perspective view of a first embodiment of a design for a portable clip-on spray dispenser;

FIG. 2 is a front view of the portable clip-on spray dispenser shown in FIG. 1;

FIG. 3 is a rear view of the portable clip-on spray dispenser shown in FIG. 1;

FIG. 4 is a first side view of the portable clip-on spray dispenser shown in FIG. 1;

FIG. 5 is a second side view of the portable clip-on spray dispenser shown in FIG. 1;

FIG. 6 is a top view of the portable clip-on spray dispenser shown in FIG. 1;

FIG. 7 is a bottom view of the portable clip-on spray dispenser shown in FIG. 1;

FIG. 8 is a perspective view of a second embodiment of a design for a portable clip-on spray dispenser;

FIG. 9 is a front view of the portable clip-on spray dispenser shown in FIG. 8;

FIG. 10 is a rear view of the portable clip-on spray dispenser shown in FIG. 8;

FIG. 11 is a first side view of the portable clip-on spray dispenser shown in FIG. 8;

FIG. 12 is a second side view of the portable clip-on spray dispenser shown in FIG. 8;

FIG. 13 is a top view of the portable clip-on spray dispenser shown in FIG. 8;

FIG. 14 is a bottom view of the portable clip-on spray dispenser shown in FIG. 8;

FIG. 15 is a perspective view of a third embodiment of a design for a portable clip-on spray dispenser;

FIG. 16 is a front view of the portable clip-on spray dispenser shown in FIG. 15;

FIG. 17 is a rear view of the portable clip-on spray dispenser shown in FIG. 15;

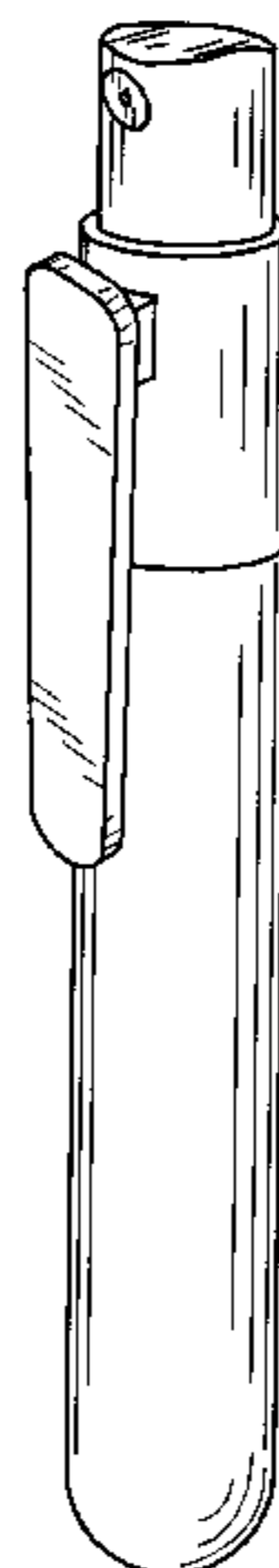
FIG. 18 is a first side view of the portable clip-on spray dispenser shown in FIG. 15;

FIG. 19 is a second side view of the portable clip-on spray dispenser shown in FIG. 15;

FIG. 20 is a top view of the portable clip-on spray dispenser shown in FIG. 15; and,

FIG. 21 is a bottom view of the portable clip-on spray dispenser shown in FIG. 15.

1 Claim, 3 Drawing Sheets



US D531,256 S

Page 2

U.S. PATENT DOCUMENTS

D364,669 S	*	11/1995	Winner	D22/117	D415,199 S	*	10/1999	Pellissa Beneyto	D19/51
5,492,248 A		2/1996	Ortner	222/78	6,016,916 A		1/2000	Ortner	206/581
D375,994 S	*	11/1996	Collins et al.	D22/117	6,126,040 A		10/2000	Hippensteel	222/78
5,687,886 A		11/1997	Bolton	222/630	6,273,301 B1		8/2001	Su	222/321.9
5,842,602 A	*	12/1998	Pierpoint	222/402.1	D451,165 S	*	11/2001	Fleischhauer et al.	D22/117
5,897,026 A	*	4/1999	Vester et al.	222/402.11	D470,212 S	*	2/2003	Cardwell et al.	D22/117

* cited by examiner

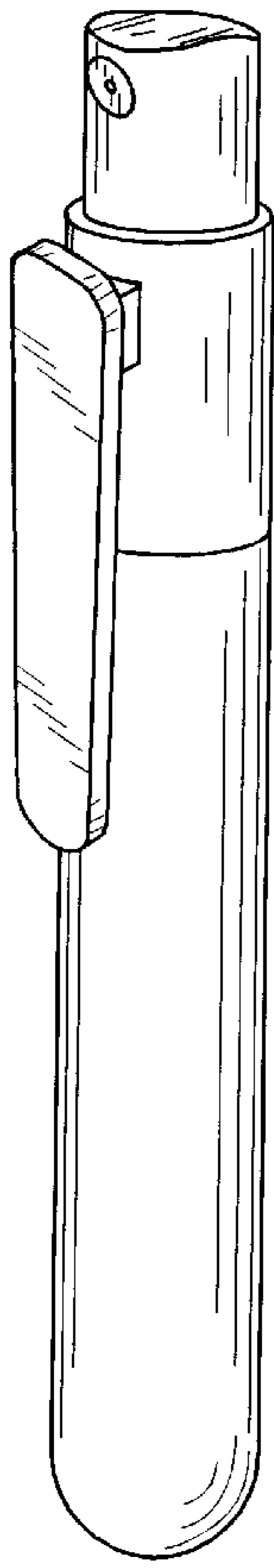


FIG. 1

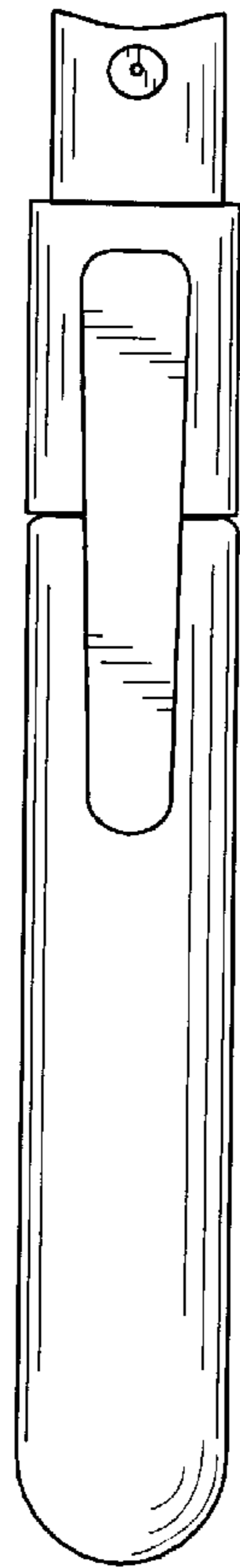


FIG. 2




FIG. 3

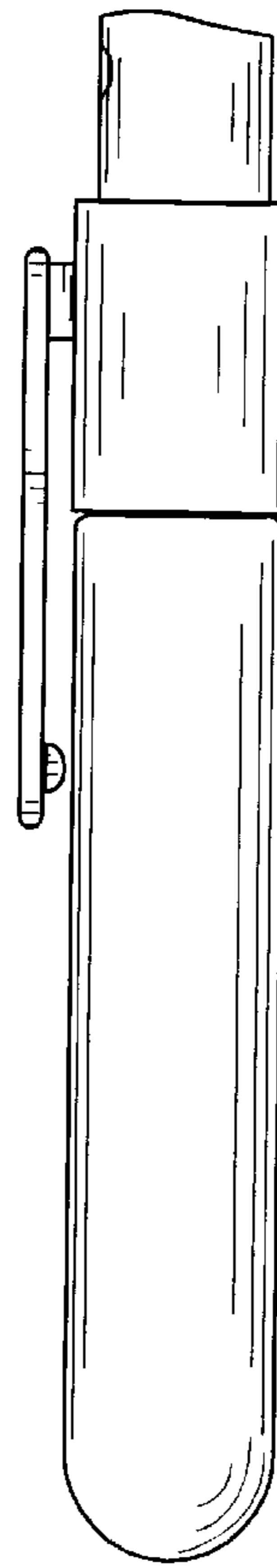


FIG. 4

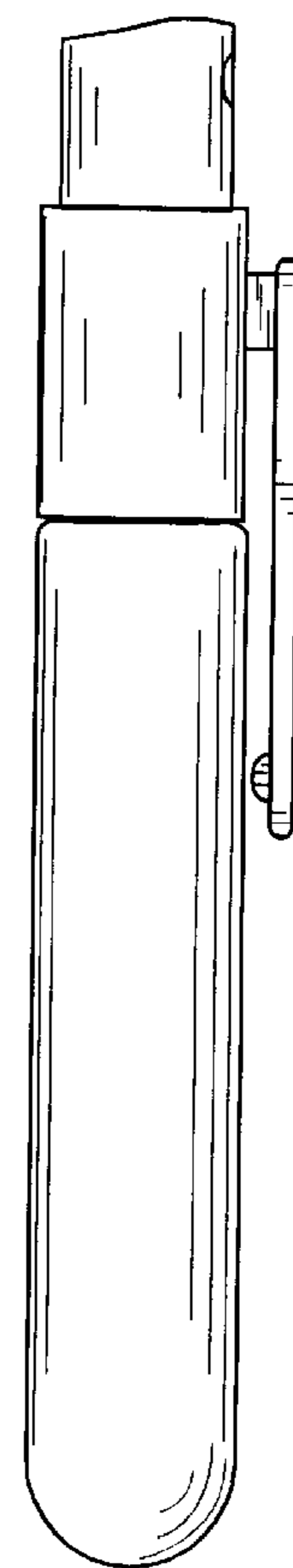


FIG. 5

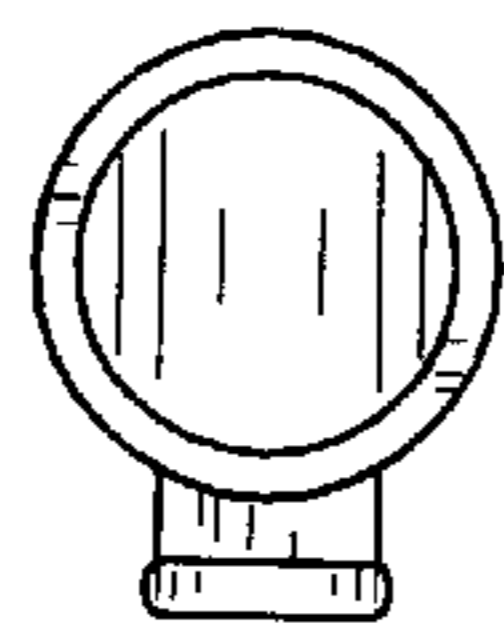


FIG. 6




FIG. 7



FIG. 8



FIG. 9

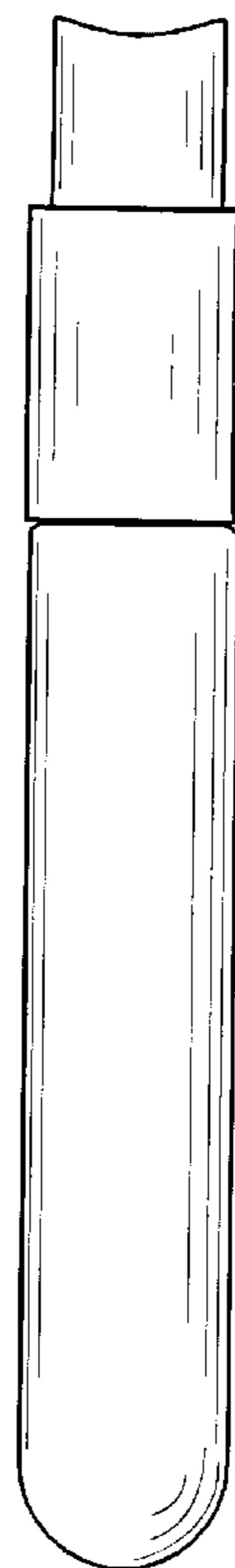


FIG. 10

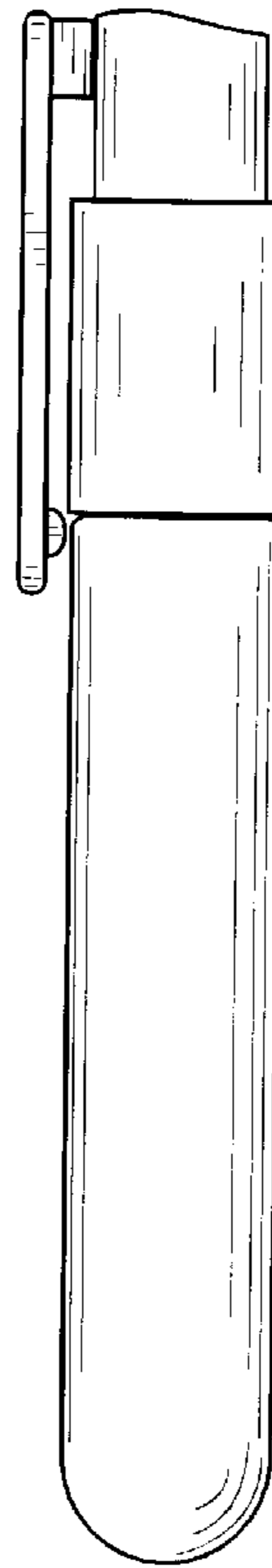


FIG. 11

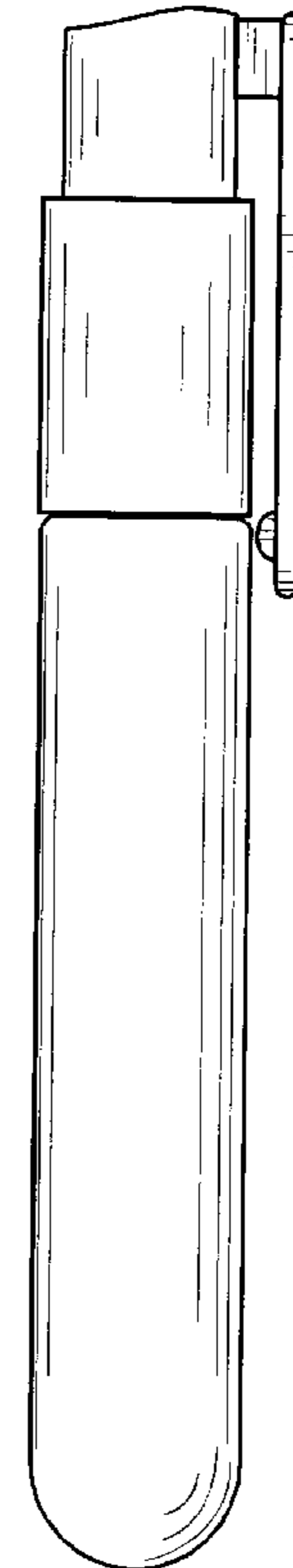


FIG. 12

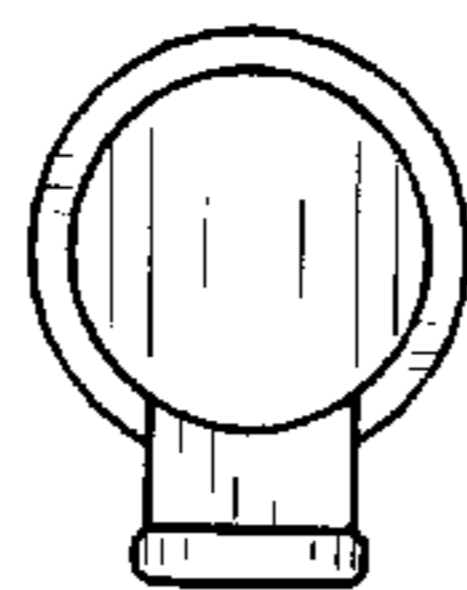


FIG. 13

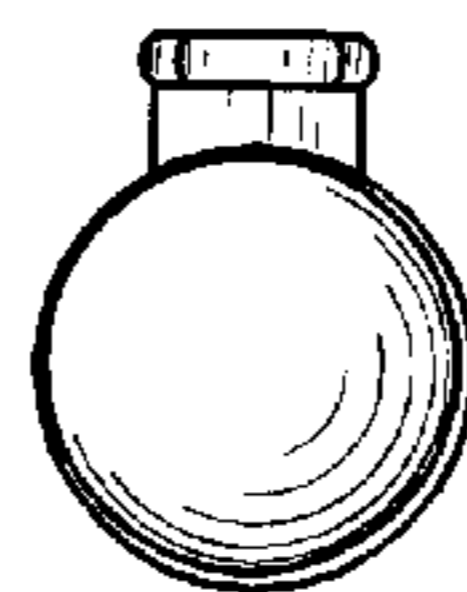


FIG. 14

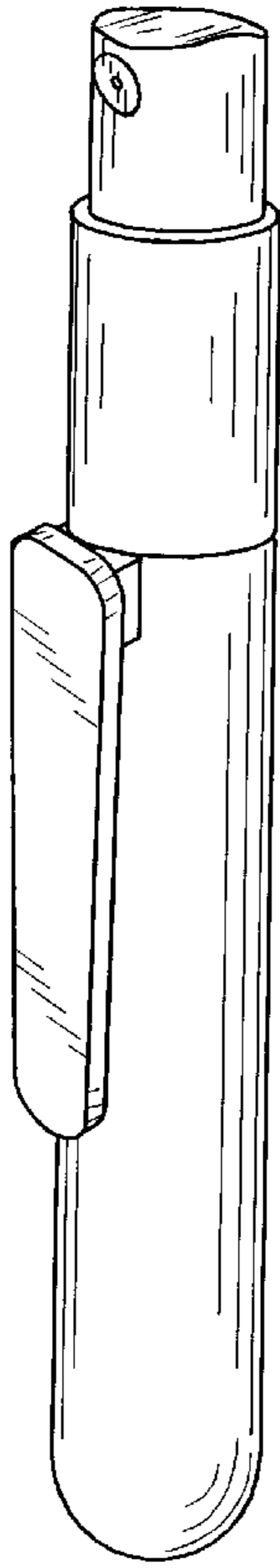


FIG. 15

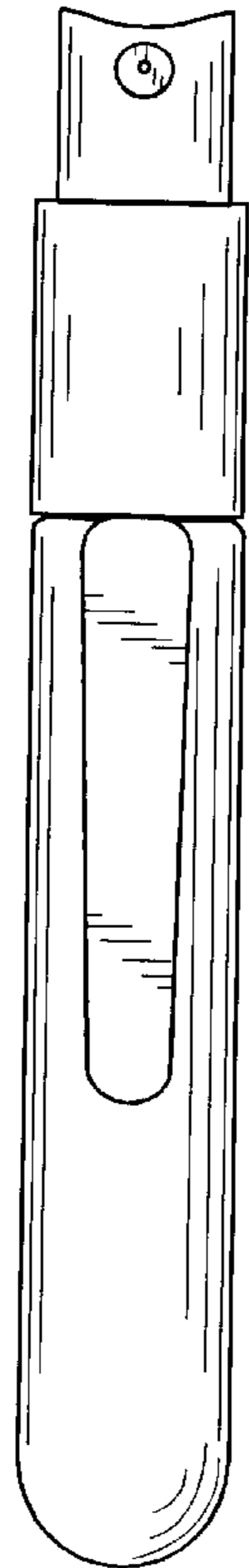


FIG. 16




FIG. 17

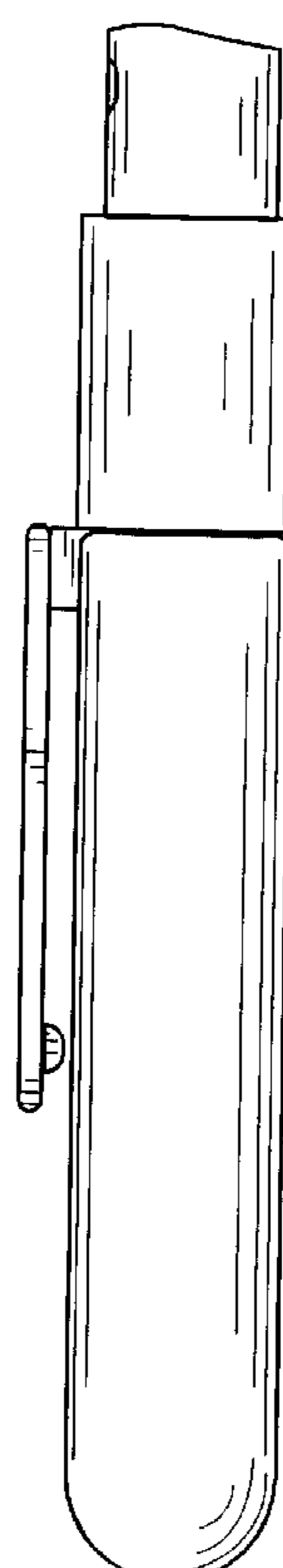


FIG. 18

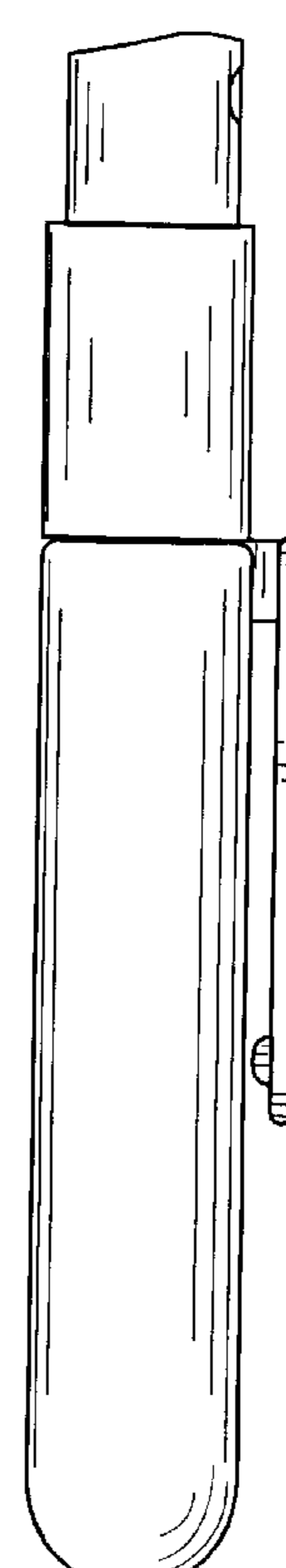


FIG. 19

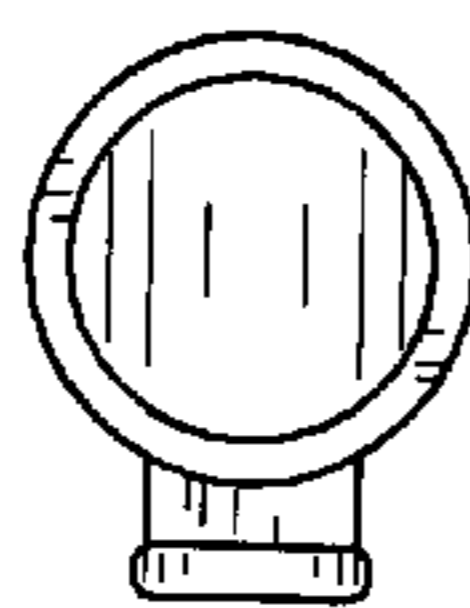


FIG. 20



FIG. 21