



US00D531253S

(12) **United States Design Patent**  
**Auberger**

(10) **Patent No.:** **US D531,253 S**  
(45) **Date of Patent:** **\*\* Oct. 31, 2006**

(54) **BRIDGE**  
(75) Inventor: **Benoit Auberger**, Mouilleron en Pareds (FR)  
(73) Assignee: **Wesco Company S.A.**, Cerizay (FR)  
(\*\*) Term: **14 Years**  
(21) Appl. No.: **29/234,070**  
(22) Filed: **Jul. 13, 2005**

(30) **Foreign Application Priority Data**

Jan. 13, 2005 (EM) ..... 000278783-0009

(51) **LOC (8) Cl.** ..... **21-03**  
(52) **U.S. Cl.** ..... **D21/814**  
(58) **Field of Classification Search** ..... D21/811,  
D21/814, 818-827, 499, 501; 482/35, 36;  
446/99; 135/125  
See application file for complete search history.

(56) **References Cited**

**U.S. PATENT DOCUMENTS**

D180,902 S \* 9/1957 Goundle et al. .... D21/826  
3,485,494 A \* 12/1969 Lieberman ..... 482/35  
D308,562 S \* 6/1990 Pentes ..... D21/826  
5,387,165 A \* 2/1995 Warren ..... 482/35  
D357,299 S \* 4/1995 Laing et al. .... D21/826

5,618,246 A \* 4/1997 Zheng ..... 482/35  
D381,386 S \* 7/1997 Strawcutter et al. .... D21/826  
D384,387 S \* 9/1997 Dunn et al. .... D21/814  
5,669,855 A \* 9/1997 Dunn et al. .... 482/35  
5,692,993 A \* 12/1997 Dunn et al. .... 482/35  
D389,550 S \* 1/1998 Williams ..... D21/826  
5,722,446 A \* 3/1998 Zheng ..... 135/125  
6,210,247 B1 \* 4/2001 Rodriguez Ferre ..... 446/99  
D513,524 S \* 1/2006 Auberger ..... D21/814  
D514,650 S \* 2/2006 Auberger ..... D21/814  
D514,651 S \* 2/2006 Auberger ..... D21/814

\* cited by examiner

*Primary Examiner*—Mitchell Siegel

(74) *Attorney, Agent, or Firm*—Horst H. Kasper


(57) **CLAIM**

The ornamental design for a bridge, as shown and described.

**DESCRIPTION**

FIG. 1 is a front elevational view of bridge showing my new design;  
FIG. 2 is a top plain view thereof;  
FIG. 3 is a rear elevational view thereof;  
FIG. 4 is a bottom view thereof;  
FIG. 5 is a right side elevational view thereof;  
FIG. 6 is a left side elevational view thereof; and,  
FIG. 7 is a perspective view thereof.

**1 Claim, 4 Drawing Sheets**






Fig.1




Fig.2

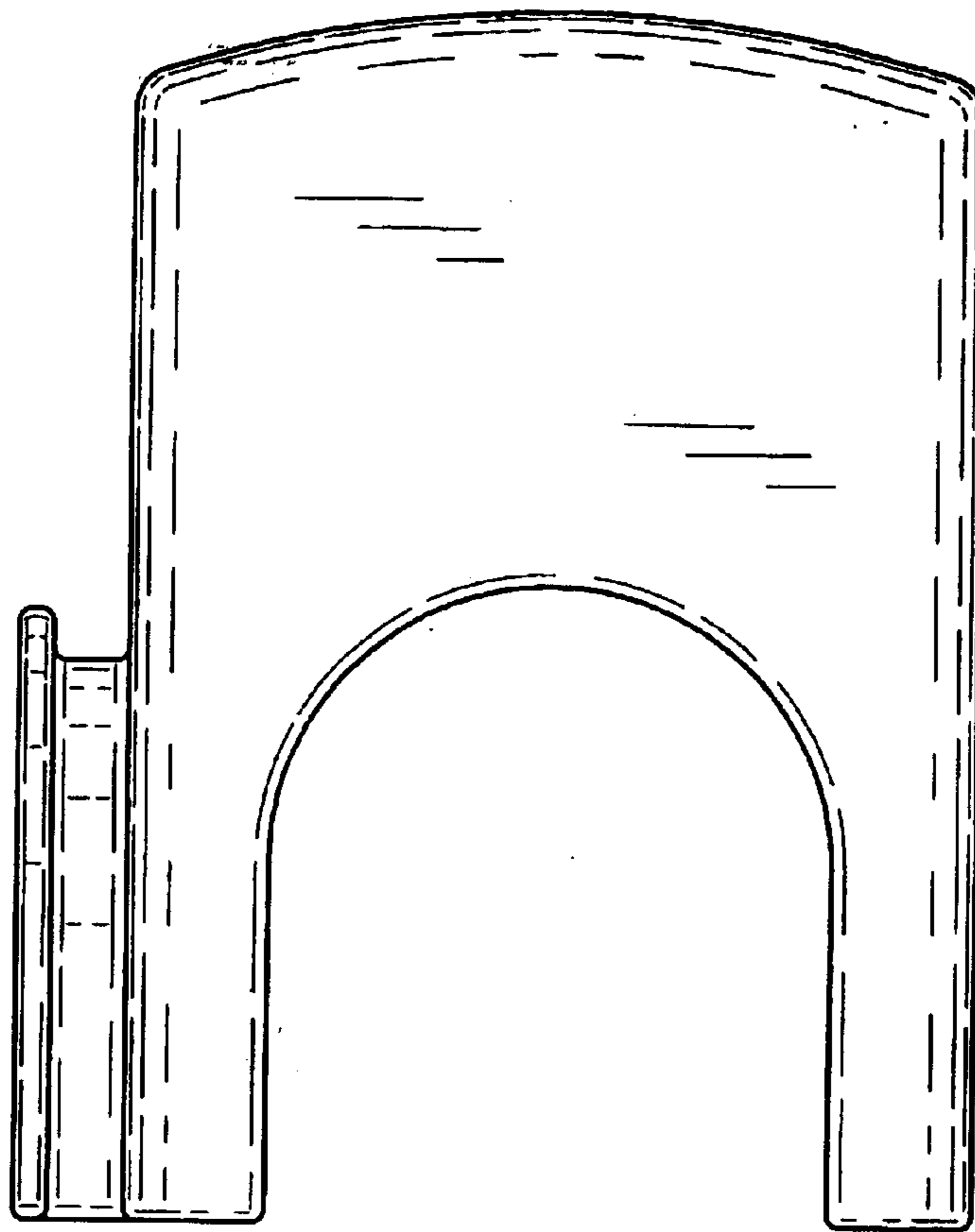


Fig.3

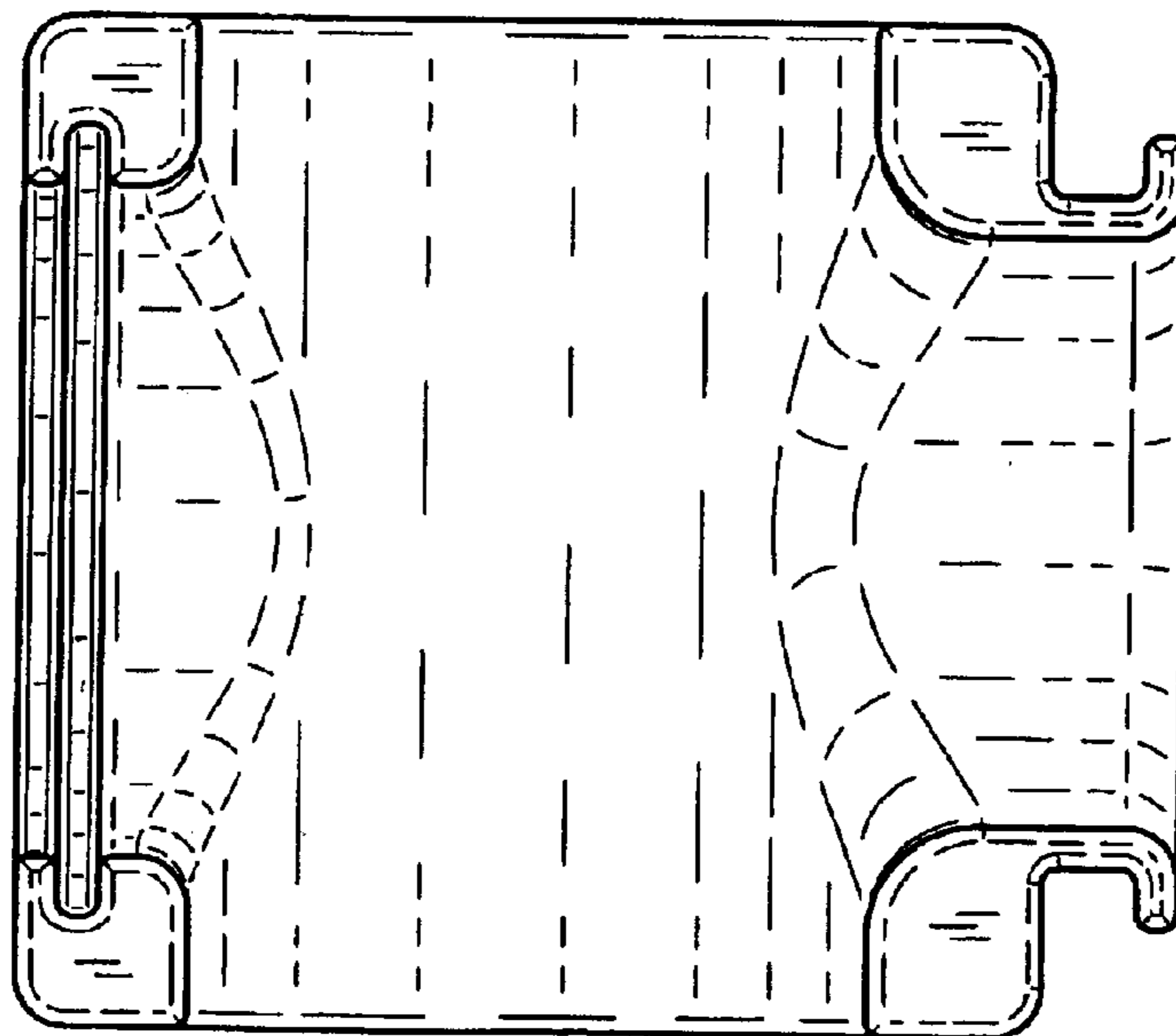


Fig.4

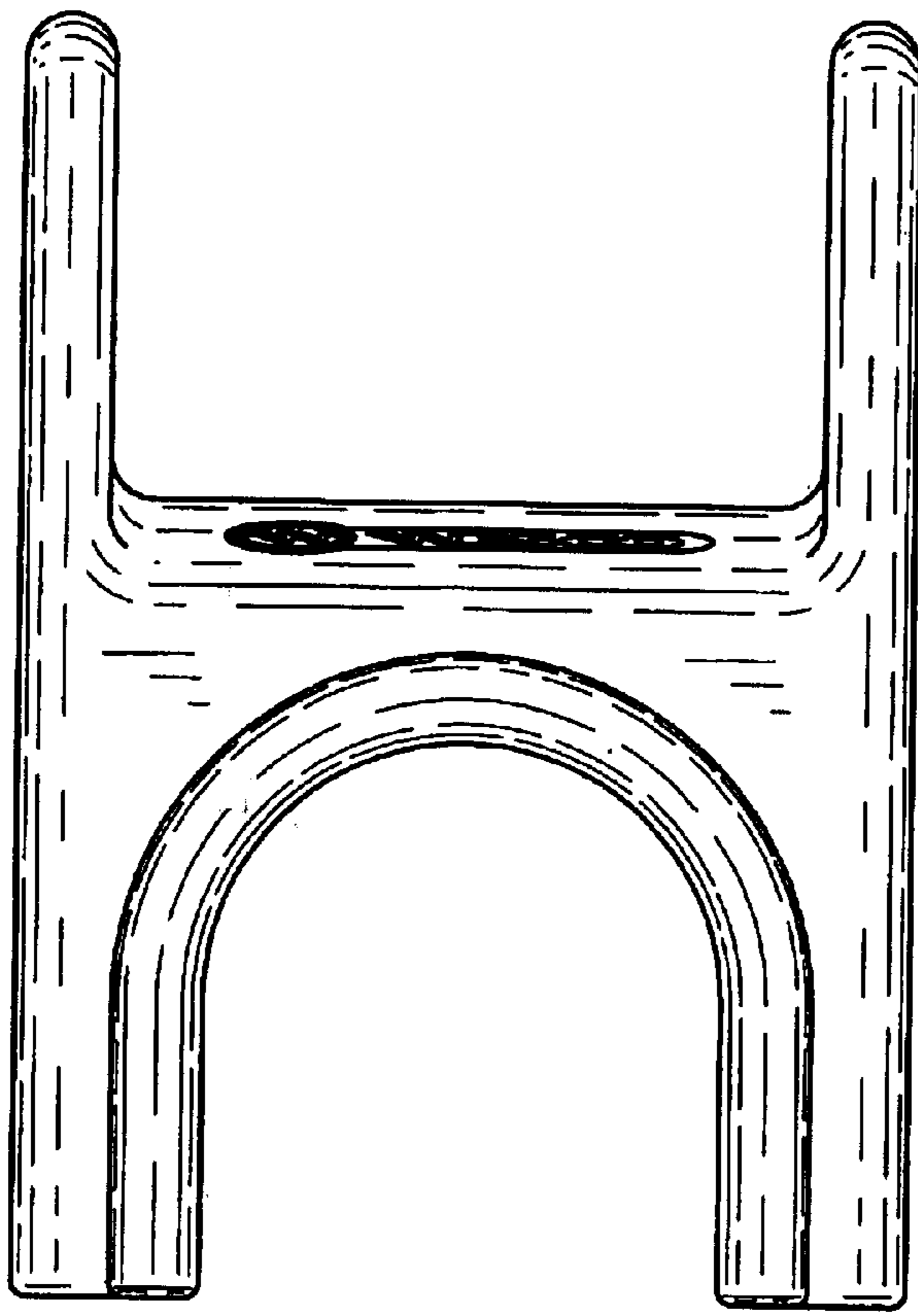


Fig.5

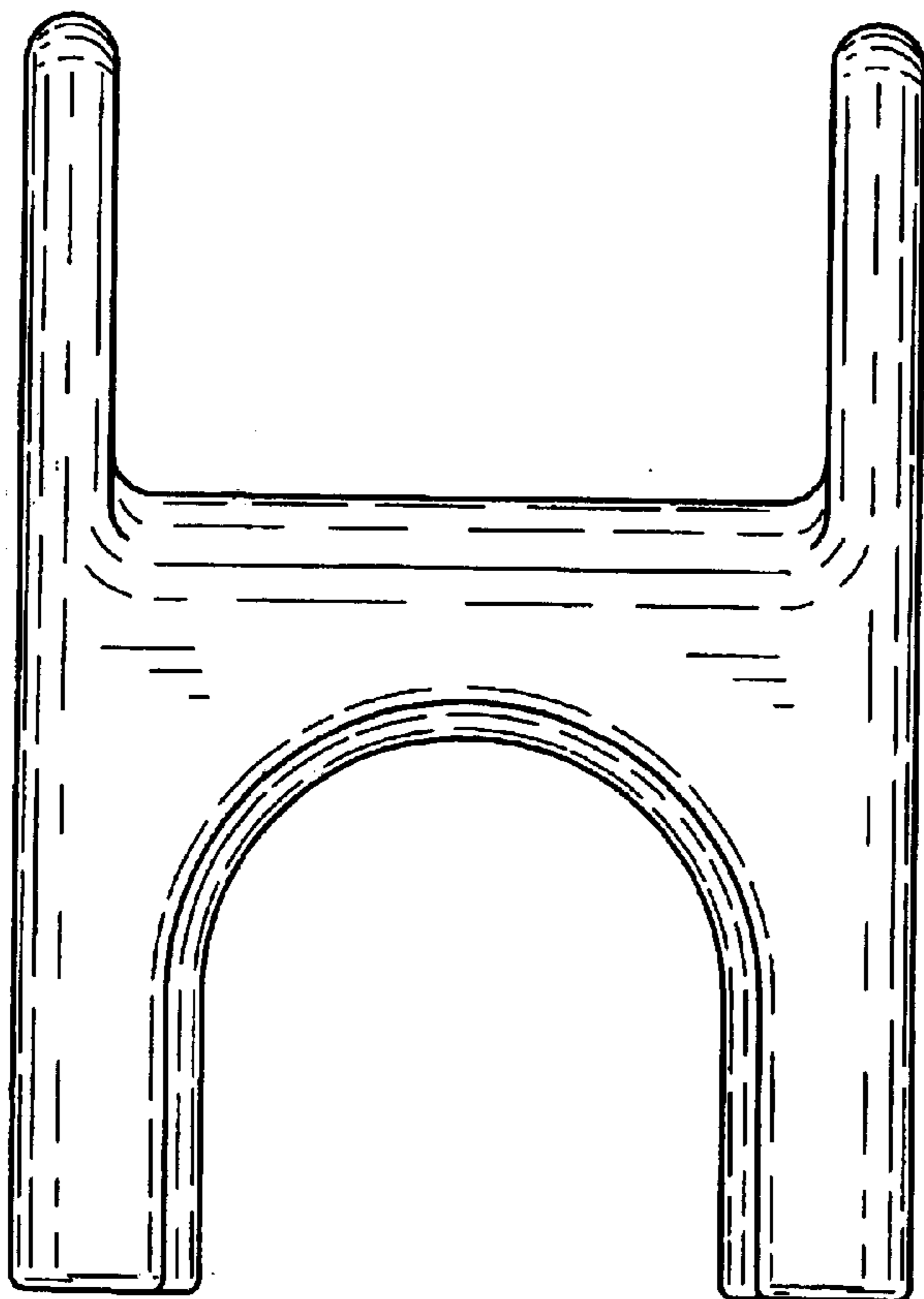


Fig.6




Fig.7