



US00D531218S

(12) **United States Design Patent** (10) **Patent No.:** **US D531,218 S**
Tatic (45) **Date of Patent:** **** Oct. 31, 2006**

(54) **WRITING INSTRUMENT**

(75) Inventor: **Aleksandar Tatic**, Milan (IT)

(73) Assignee: **Senator GmbH & Co. KGaA**,
Gross-Bieberbau (DE)

(**) Term: **14 Years**

(21) Appl. No.: **29/252,960**

(22) Filed: **Jan. 31, 2006**

Related U.S. Application Data

(60) Division of application No. 29/230,552, filed on May 23, 2005, now Pat. No. Des. 523,082, which is a continuation of application No. 29/172,044, filed on Dec. 4, 2002, now abandoned, and a continuation of application No. 29/204,297, filed on Apr. 28, 2004, now Pat. No. Des. 505,156.

(30) **Foreign Application Priority Data**

Jun. 6, 2002 (DE) 402 04 726

(51) **LOC (8) Cl.** **19-06**

(52) **U.S. Cl.** **D19/50**

(58) **Field of Classification Search** D19/36,
D19/37, 41-51, 54-57; 24/11 R, 11 F, 11 P;
401/52, 99, 100, 104, 105, 106, 107, 108,
401/109, 192, 195

See application file for complete search history.

(56) **References Cited**

U.S. PATENT DOCUMENTS

4,381,158 A	*	4/1983	Garganese	401/111
D365,364 S	*	12/1995	Tseng	D19/50
D394,875 S	*	6/1998	Izushima	D19/51
D398,643 S	*	9/1998	Izushima	D19/51
D412,014 S	*	7/1999	Izushima	D19/48
D476,034 S	*	6/2003	Rommel	D19/55
D500,794 S	*	1/2005	Conklin et al.	D19/51

* cited by examiner

Primary Examiner—Elizabeth A. Albert

(74) *Attorney, Agent, or Firm*—Duane Morris LLP

(57) **CLAIM**

The ornamental design for a writing instrument, as shown and described.

DESCRIPTION

FIG. 1 is a front elevation view of a writing instrument according to the new design.

FIG. 2 is a side elevation view thereof, from the left side in FIG. 1.

FIG. 3 is a rear elevation view.

FIG. 4 is a side elevation opposite from FIG. 2.

FIG. 5 is a top end view.

FIG. 6 is a bottom end view; and,

FIG. 7 is a perspective view.

1 Claim, 2 Drawing Sheets

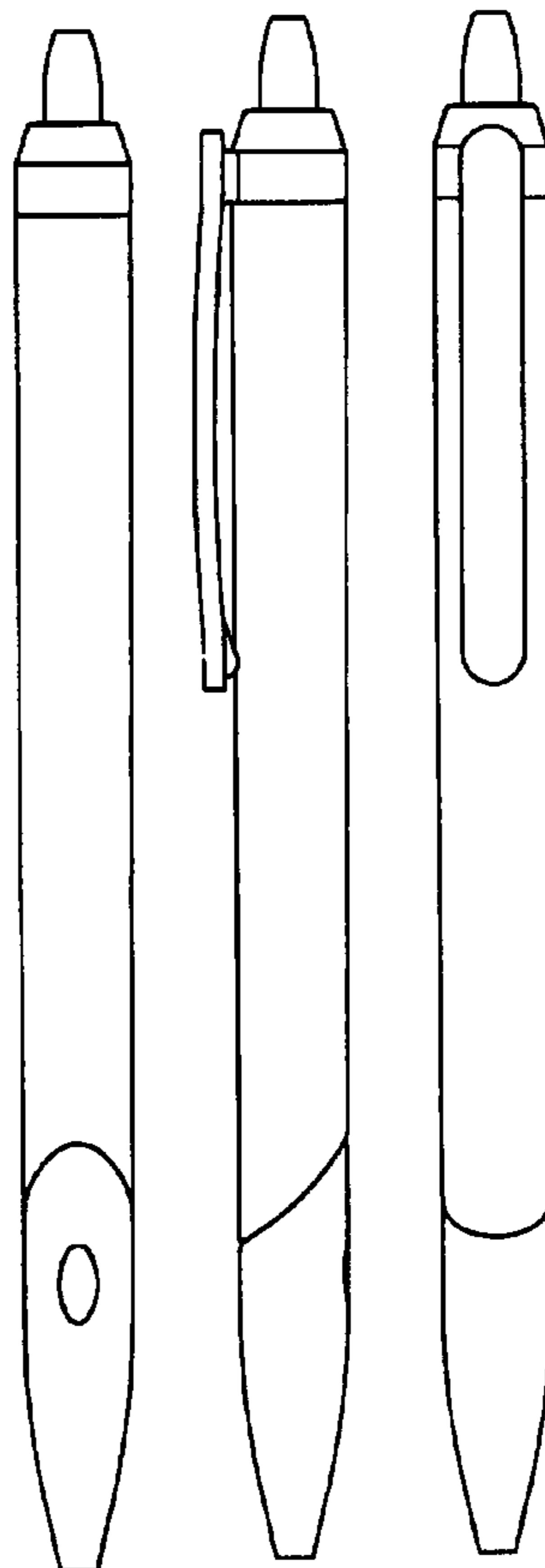


Fig. 1




Fig. 2

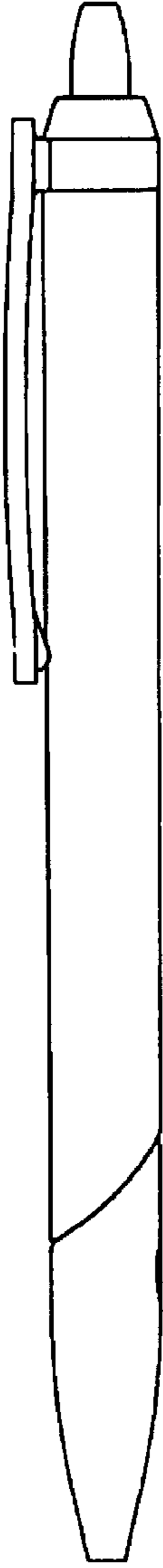


Fig. 3



Fig. 4

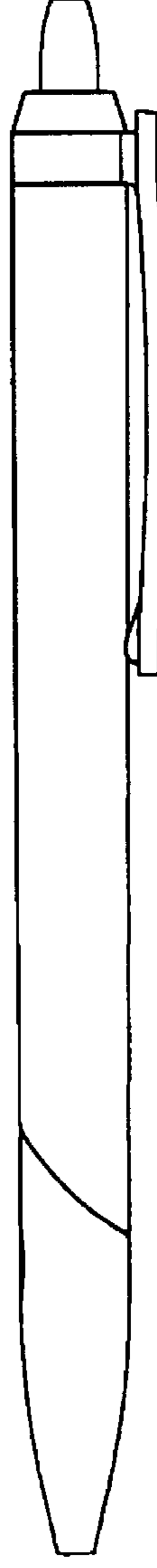


Fig. 5



Fig. 6

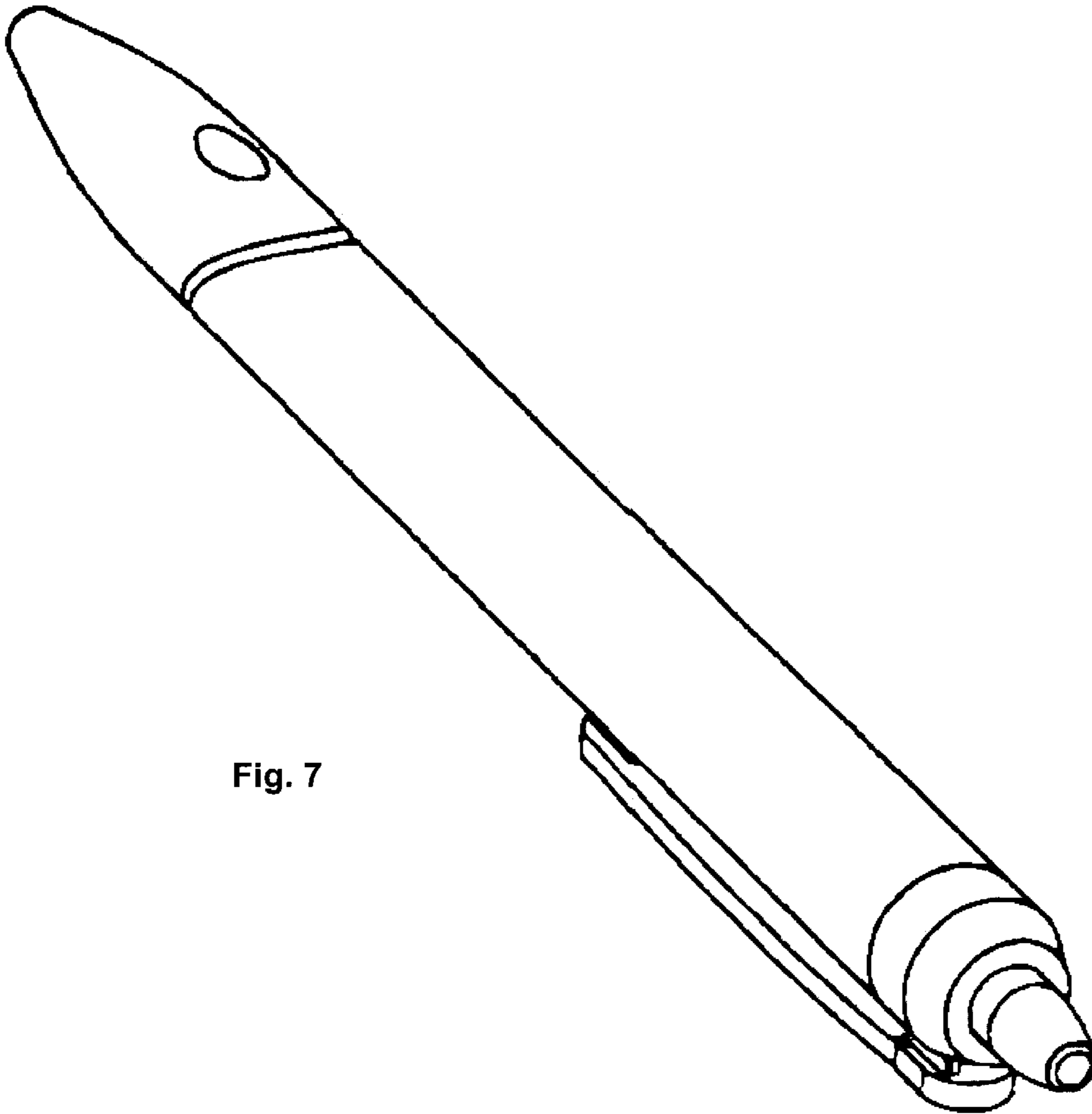


Fig. 7