



US00D531217S

(12) **United States Design Patent**
Hirota

(10) **Patent No.:** **US D531,217 S**

(45) **Date of Patent:** **** Oct. 31, 2006**

(54) **MARKER PEN**

(75) Inventor: **Masuo Hirota**, Kitakasushika-gun (JP)

(73) Assignee: **Wacom Co., Ltd.**, Saitama-ken (JP)

(**) Term: **14 Years**

(21) Appl. No.: **29/217,024**

(22) Filed: **Nov. 12, 2004**

(51) **LOC (8) Cl.** **19-06**

(52) **U.S. Cl.** **D19/50**

(58) **Field of Classification Search** D19/35,
D19/36, 41, 42, 43, 44, 45, 46, 47, 48, 49,
D19/50, 51, 54, 55, 56, 57; 24/11 R, 11 HC,
24/11 F, 11 P; 401/48, 52, 88, 95, 96, 97,
401/99, 100, 104-109, 192, 195

See application file for complete search history.

(56) **References Cited**

U.S. PATENT DOCUMENTS

D182,162 S * 2/1958 Carreiro D19/51

D252,998 S * 9/1979 Turner D19/49

D418,872 S * 1/2000 Leibeck D19/50

D475,404 S * 6/2003 De Bon D19/43

D500,790 S * 1/2005 Jaakkola D19/43

* cited by examiner

Primary Examiner—Elizabeth A. Albert

(74) *Attorney, Agent, or Firm*—Berenato, White & Stavish, LLC

(57) **CLAIM**

I claim, the ornamental design for a marker pen, as shown and described.

DESCRIPTION

FIG. 1 is a top plan view of my new marker pen;
FIG. 2 is a bottom plan view;
FIG. 3 is a left side elevational view, with the right side being a mirror image thereof;
FIG. 4 is a front elevational view;
FIG. 5 is a rear elevational view; and,
FIG. 6 is a perspective view.

1 Claim, 1 Drawing Sheet


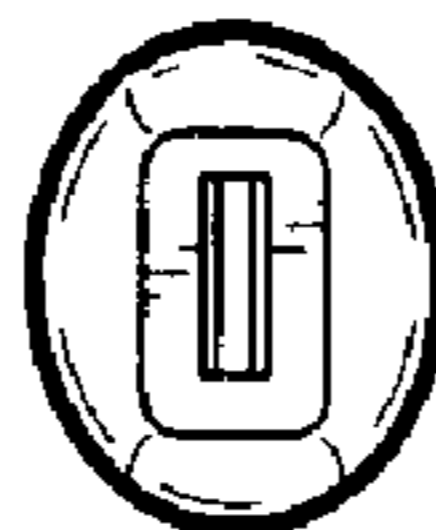


Fig. 1




Fig. 2




Fig. 3




Fig. 4

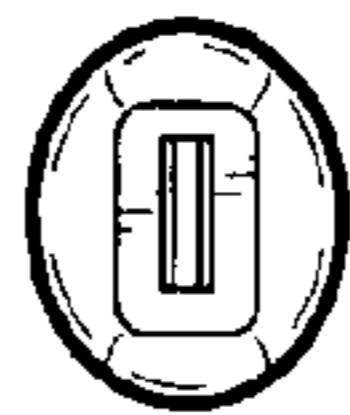


Fig. 5



Fig. 6

