



US00D531215S

(12) **United States Design Patent**  
**Spink et al.**

(10) **Patent No.:** **US D531,215 S**  
(45) **Date of Patent:** **\*\* Oct. 31, 2006**

(54) **FLIP BOOK**

(76) Inventors: **Torey Edward Spink**, Box 2344,  
Garibaldi Highlands, British Columbia  
(CA), V0N 1T0; **Tyler Clayton Meade**,  
1754 Leighton Place, Kamloops, British  
Columbia (CA), V2B 7P2

(\*\*) **Term:** **14 Years**

(21) **Appl. No.:** **29/221,222**

(22) **Filed:** **Jan. 14, 2005**

(51) **LOC (8) Cl.** ..... **19-04**

(52) **U.S. Cl.** ..... **D19/26**

(58) **Field of Classification Search** ..... D19/26-33;  
281/15.1, 19.1, 21.1, 22, 29, 38, 51; 283/63.1,  
283/64; 40/531; 352/51, 52, 99; 446/147  
See application file for complete search history.

(56) **References Cited**

**U.S. PATENT DOCUMENTS**

144,950	A	11/1873	Brown	
258,164	A	5/1882	Hoevenbergh	
259,950	A	6/1882	Hoevenbergh	
483,715	A	10/1892	Fisher	
2,689,416	A	* 9/1954	Stoyanoff	351/238
3,593,432	A	* 7/1971	Reynolds	434/257
4,150,844	A	4/1979	Yoshizawa	
4,678,206	A	* 7/1987	Leahan	281/44
4,842,919	A	6/1989	David et al.	
D303,989	S	10/1989	Korner	
5,171,038	A	12/1992	Bowler	

5,642,234	A	6/1997	Altman et al.	
D408,056	S	* 4/1999	Broyles	D19/35
D437,883	S	2/2001	Mathieson	
D457,914	S	5/2002	Royes	
D517,603	S	* 3/2006	Johnson	D19/26
2003/0214128	A1	* 11/2003	Roberts et al.	281/31

\* cited by examiner

*Primary Examiner*—Elizabeth A. Albert  
(74) *Attorney, Agent, or Firm*—Nexus Law Group LLP; C.  
Larry Kyle

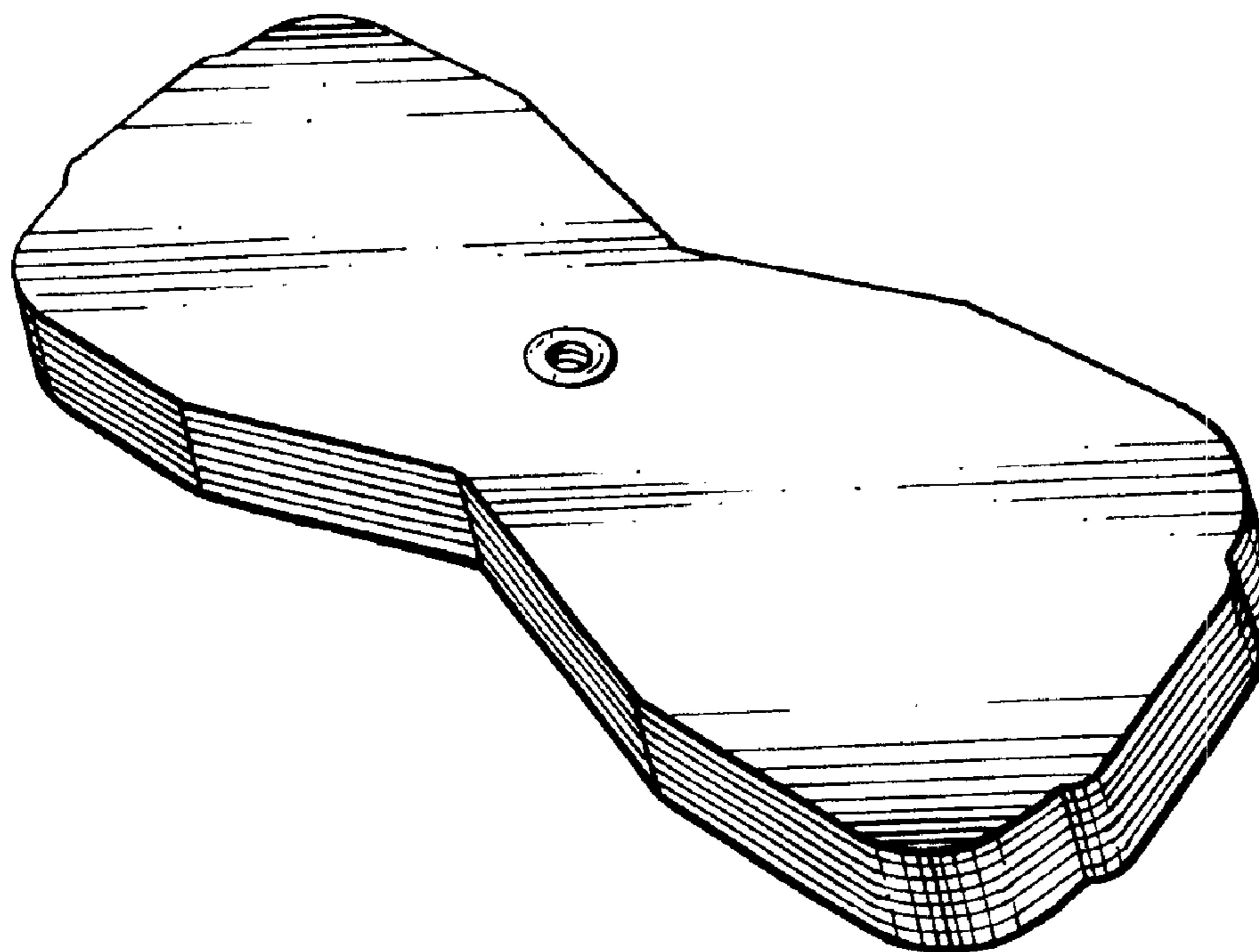
(57) **CLAIM**

The ornamental design for a flip book, as shown and described.

**DESCRIPTION**

FIG. 1 is a front perspective view of a flip book showing the design;  
FIG. 2 is a plan view of the top thereof, the plan view of the bottom being a mirror image of this view;  
FIG. 3 is a front end view of the flip book shown in FIG. 1, the rear end view being a mirror image of this view;  
FIG. 4 is a right side view thereof, the left side view being a mirror image of this view; and,  
FIG. 5 is a view of the flip book shown in FIG. 1 in an open position. The broken lines forming the circles, the words "text", and the straight across lines in FIG. 5 are for illustrative purposes only and do not form a part of the claimed design.

**1 Claim, 3 Drawing Sheets**



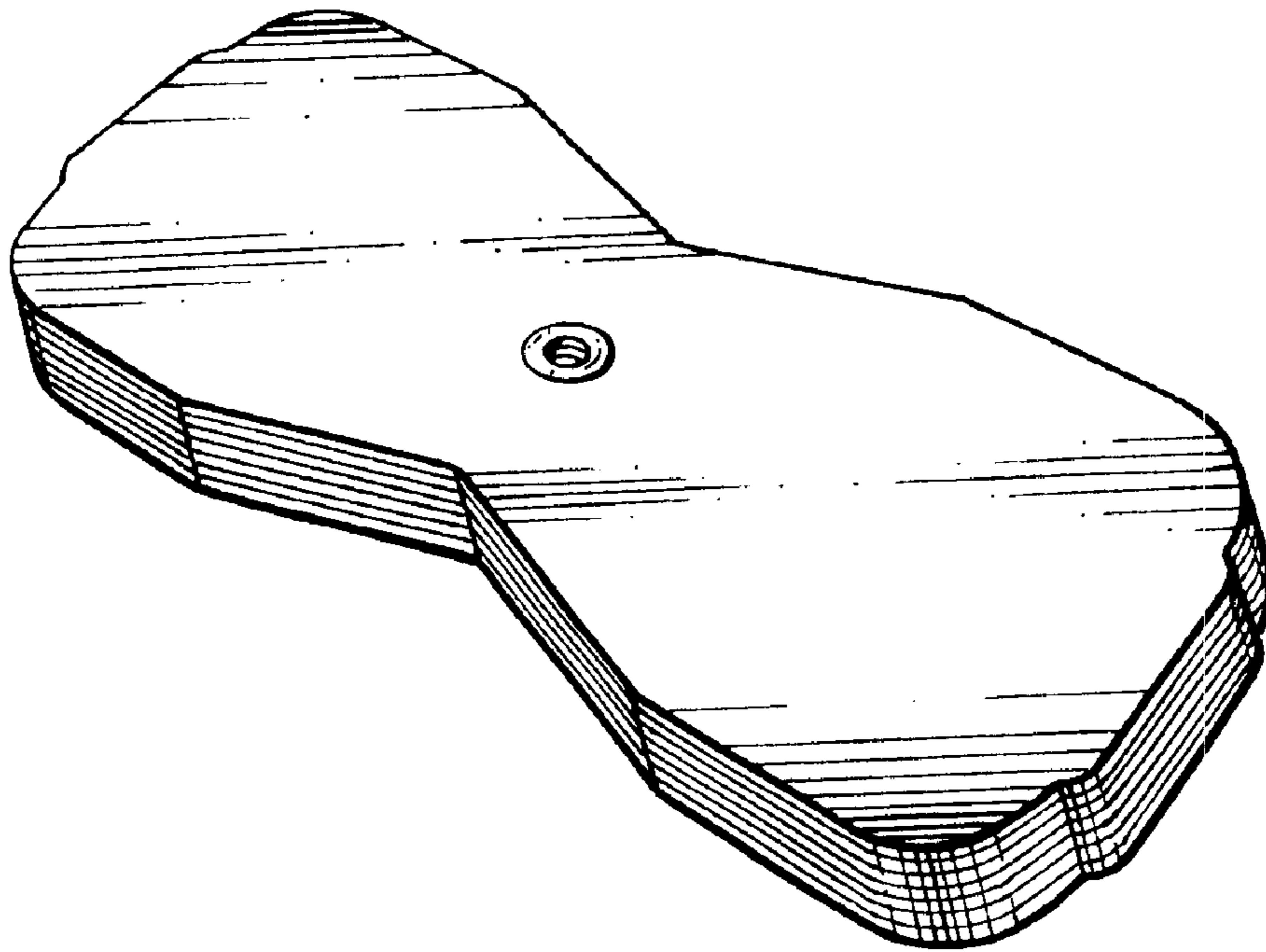


FIG. 1

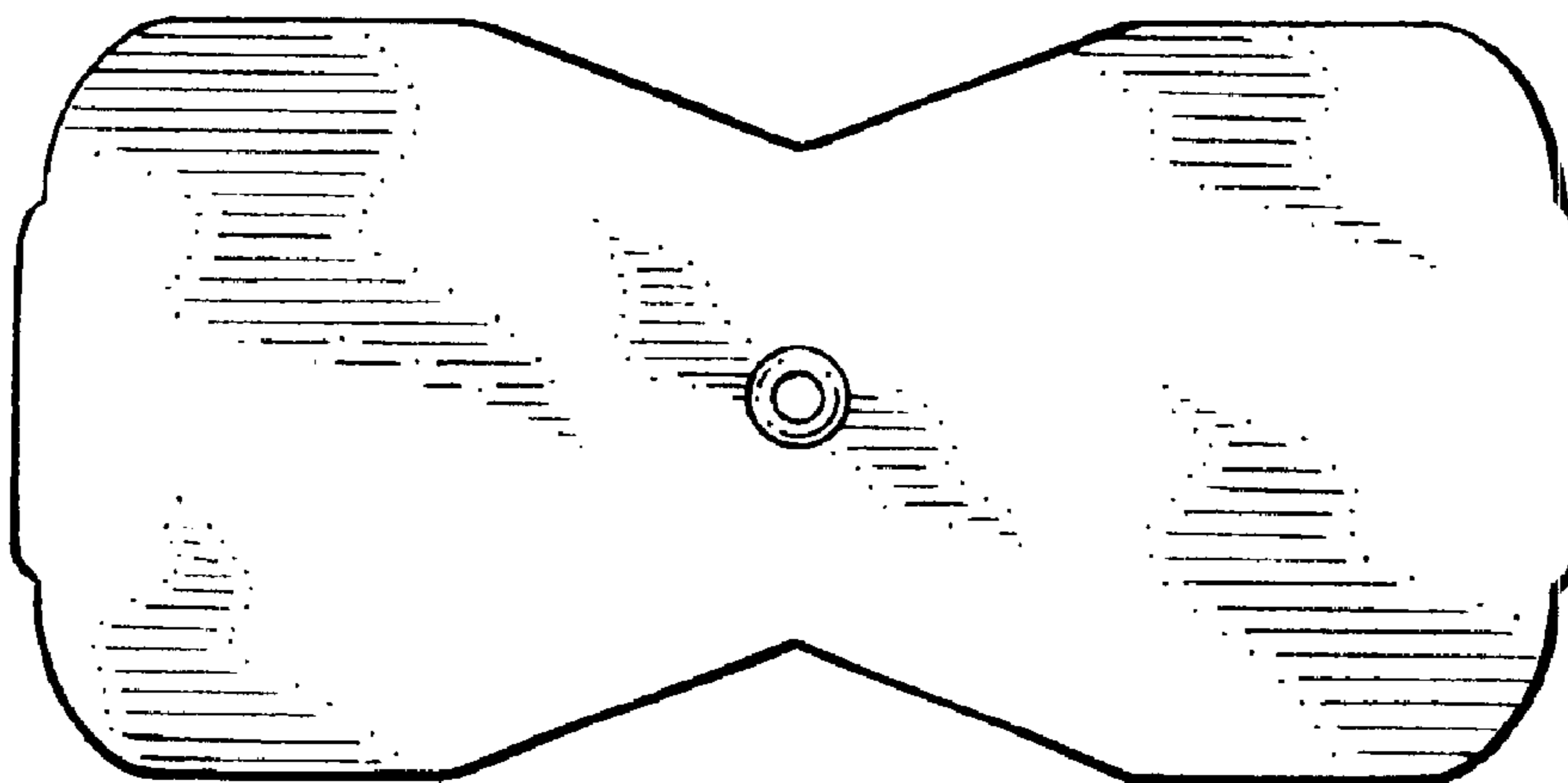


FIG. 2




FIG. 3

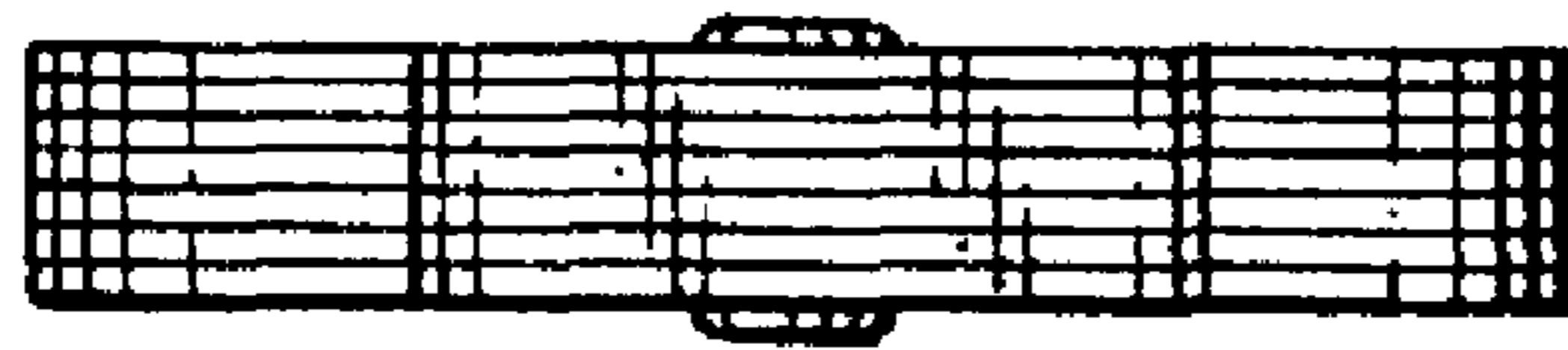


FIG. 4

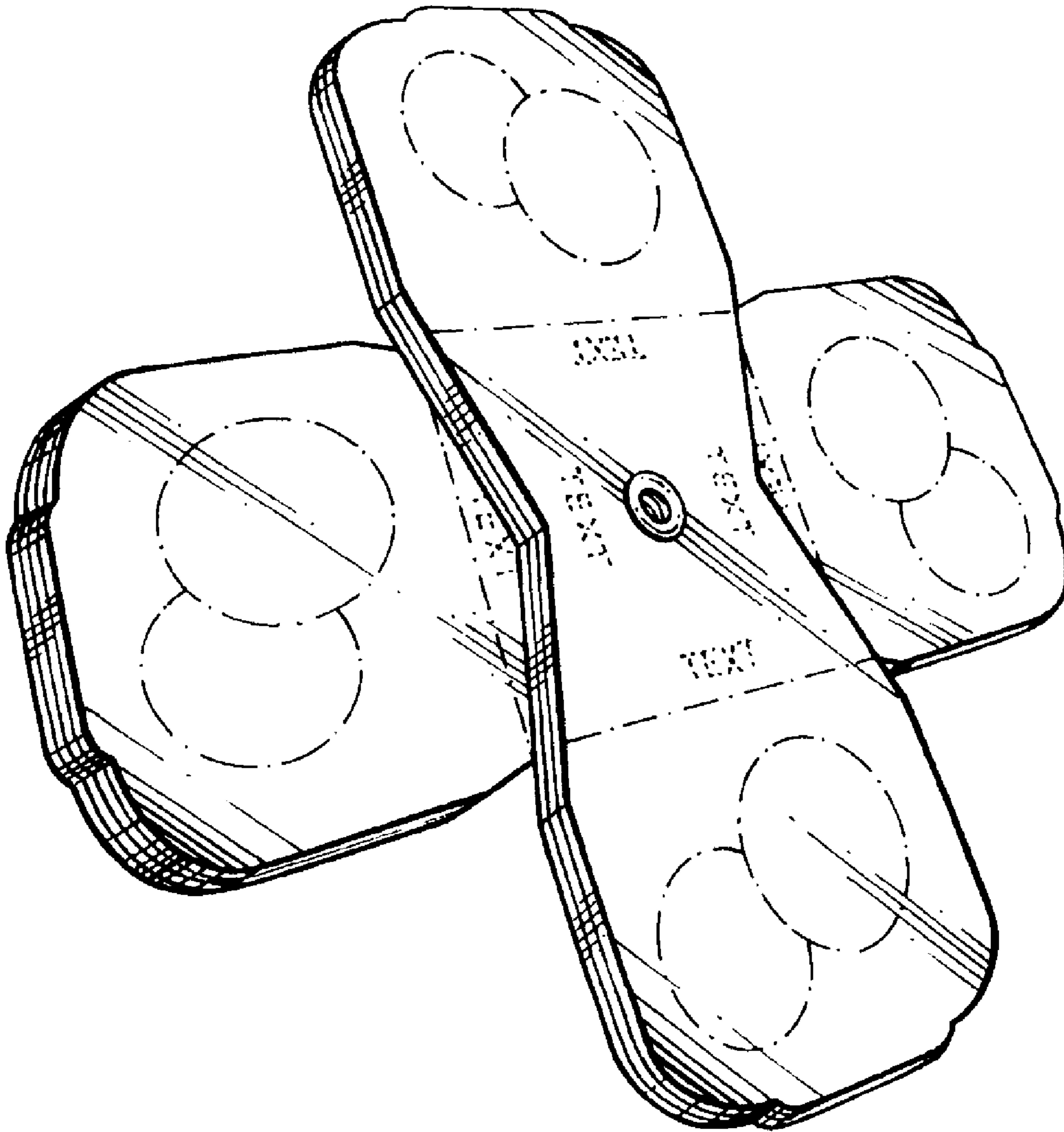


FIG. 5