



US00D531209S

(12) **United States Design Patent**  
**Nakamura et al.**

(10) **Patent No.:** **US D531,209 S**

(45) **Date of Patent:** **\*\* Oct. 31, 2006**

(54) **TAPE FOR A TAPE PRINTER**  
(75) Inventors: **Yasunori Nakamura**, Shinshiro (JP);  
**Terumasa Hoshino**, Nagoya (JP);  
**Haruki Matsumoto**, Nagoya (JP)

(73) Assignee: **Brother Industries, Ltd.**, Nagoya (JP)

(\*\*) Term: **14 Years**

(21) Appl. No.: **29/213,401**

(22) Filed: **Sep. 17, 2004**

(30) **Foreign Application Priority Data**

Mar. 17, 2004 (JP) ..... 2004-008155

(51) **LOC (8) Cl.** ..... **18-02**

(52) **U.S. Cl.** ..... **D18/56**

(58) **Field of Classification Search** ..... D18/12,  
D18/19, 43, 56, 99; 400/613, 613.1-613.4,  
400/690.1-690.4, 691-694; 347/85, 86, 104,  
347/171, 200, 215, 221; 428/32.1, 32.6  
See application file for complete search history.

(56) **References Cited**

**U.S. PATENT DOCUMENTS**

4,573,059 A \* 2/1986 Shinma et al. .... 347/178  
5,484,099 A \* 1/1996 Robertson et al. .... 428/594  
D368,486 S \* 4/1996 Uchiyama ..... D18/56  
D389,511 S \* 1/1998 Kouzai et al. .... D18/56

D389,512 S \* 1/1998 Kouzai et al. .... D18/56  
5,769,549 A \* 6/1998 Kouzai et al. .... 400/240.4  
6,126,343 A \* 10/2000 Sugiyama et al. .... 400/613  
6,271,872 B1 \* 8/2001 Nagata ..... 347/171  
6,344,891 B1 \* 2/2002 Imai ..... 347/171  
6,781,616 B1 \* 8/2004 Fisher ..... 347/217

\* cited by examiner

*Primary Examiner*—Louis S. Zarfes

*Assistant Examiner*—Anhdao Doan

(74) *Attorney, Agent, or Firm*—Oliff & Berridge, PLC

(57) **CLAIM**

The ornamental design for a tape for a tape printer, as shown and described.

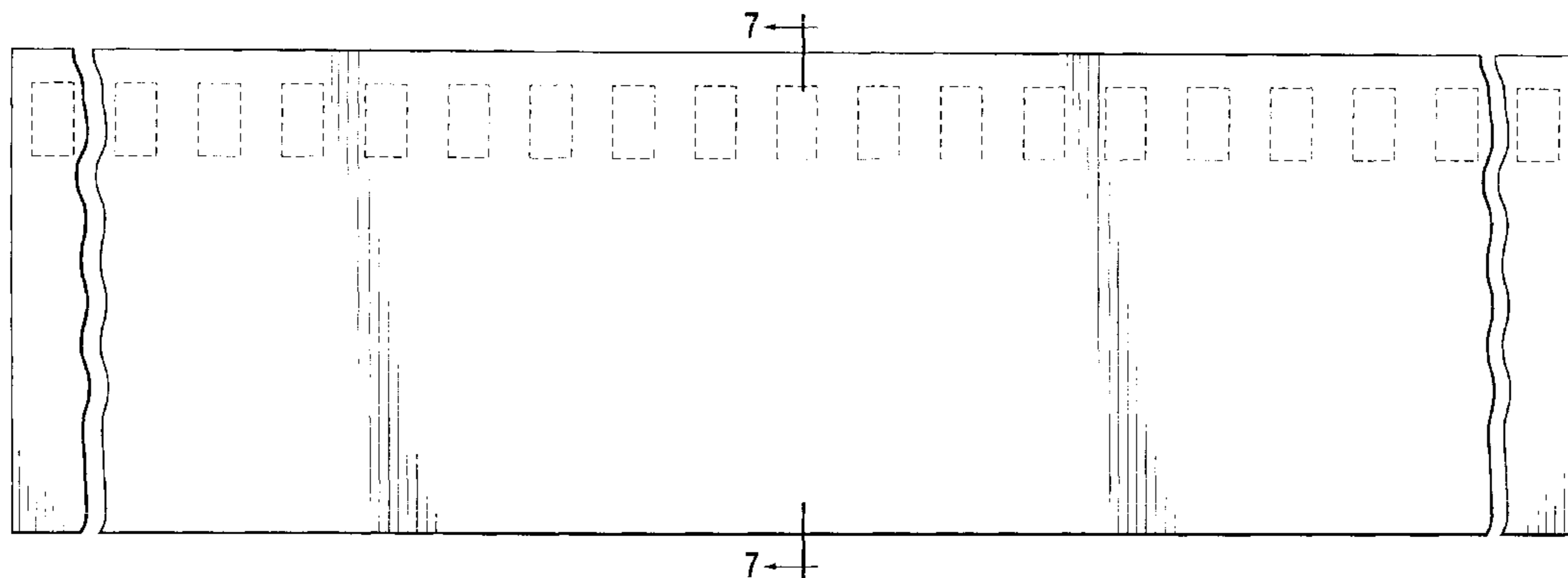

**DESCRIPTION**

FIG. 1 is a front view of a tape for a tape printer;  
FIG. 2 is a top view thereof;  
FIG. 3 is a right-side view thereof;  
FIG. 4 is a left-side view thereof;  
FIG. 5 is a rear view thereof;  
FIG. 6 is a bottom view thereof; and,  
FIG. 7 is an enlarged sectional view thereof taken along the line 7—7 of FIG. 5.

The broken line showing is for illustrative purposes only, and forms no part of the claimed design.

The broken away showing in FIGS. 1, 2, 5 and 6 indicates that the tape for a tape printer is of indeterminate length.

**1 Claim, 4 Drawing Sheets**






FIG. 1



FIG. 2



FIG. 3



FIG. 4

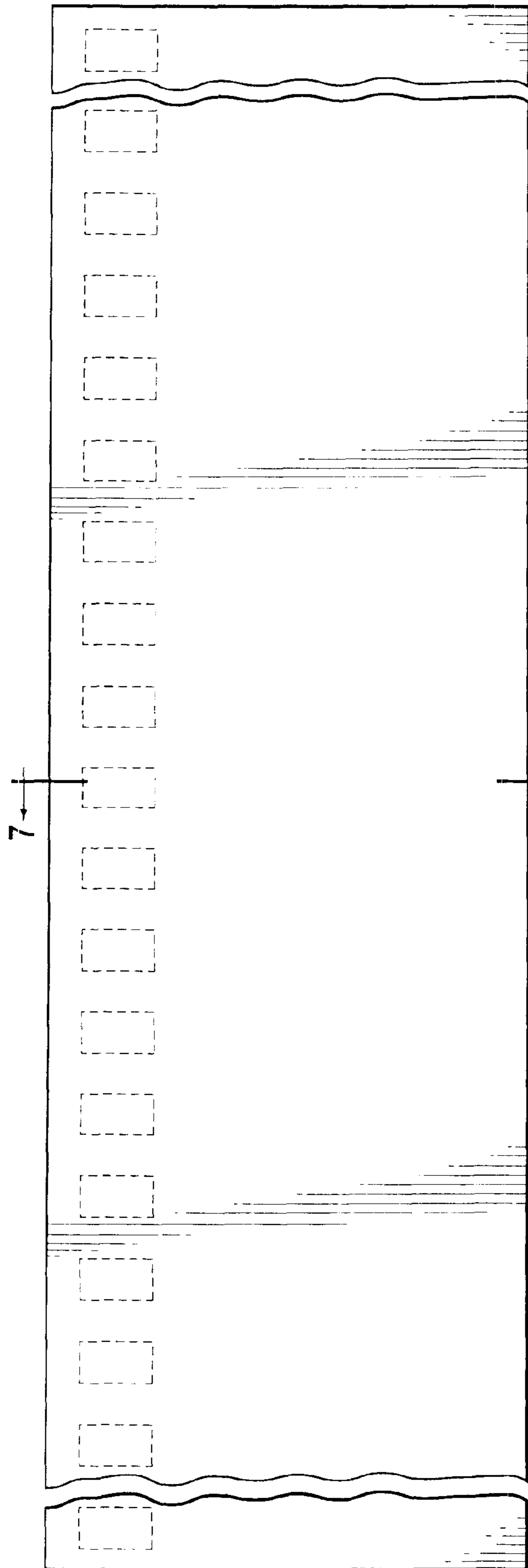


FIG. 5



FIG. 6

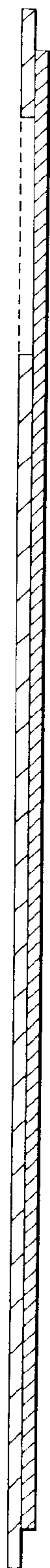


FIG. 7