



US00D531201S

(12) **United States Design Patent**  
**Azuma**

(10) **Patent No.:** **US D531,201 S**  
(45) **Date of Patent:** **\*\* Oct. 31, 2006**

(54) **VIDEO PROJECTOR**

FOREIGN PATENT DOCUMENTS

(75) Inventor: **Sadayoshi Azuma**, Kyoto (JP)

(73) Assignee: **Matsushita Electric Industrial Co., Ltd.**, Osaka (JP)

(\*\*) Term: **14 Years**

(21) Appl. No.: **29/230,306**

(22) Filed: **May 19, 2005**

(30) **Foreign Application Priority Data**

Mar. 7, 2005 (JP) ..... 2005-006516

(51) **LOC (8) Cl.** ..... **16-02**

(52) **U.S. Cl.** ..... **D16/230**

(58) **Field of Classification Search** ..... D16/205,  
D16/208, 221, 225, 230, 231, 234; D21/514;  
353/115, 119, 122

See application file for complete search history.

JP	D 1022839	10/1998
JP	D 1072527	3/2000
JP	D 1072807	3/2000
JP	D 1072808	3/2000
JP	D 1072407	6/2000
JP	D 1072526	6/2000
JP	D 1072854	6/2000
JP	D 1022839/1	6/2000
JP	D 1022839/2	6/2000
JP	D 1079544	7/2000
JP	D 1079545	7/2000
JP	D 1072808/1	7/2000
JP	D 1072808/2	7/2000
JP	D 1096556	1/2001
JP	D 1096557	1/2001
JP	D 1114389	7/2001
JP	D 1114390	7/2001
JP	D 1115749	7/2001
JP	D 1116159	7/2001
JP	D 1145821	7/2002
JP	D 1202430	4/2004
JP	D 1202431	4/2004

(56) **References Cited**

U.S. PATENT DOCUMENTS

D401,955 S	12/1998	Kawamoto et al.	
D402,679 S	12/1998	Kawamoto et al.	
D418,532 S	1/2000	Kuramoto et al.	
D421,037 S	2/2000	Kawamoto et al.	
D425,097 S	5/2000	Kuramoto et al.	
D439,923 S	4/2001	Kawamoto et al.	
D450,076 S	* 11/2001	Fujimaki	D16/230
D454,903 S	3/2002	Kawamoto et al.	
6,505,941 B1	* 1/2003	Nakano	353/119
D476,353 S	6/2003	Morishita et al.	
D480,410 S	10/2003	Morishita et al.	
D482,381 S	11/2003	Morishita et al.	
D482,716 S	11/2003	Azuma et al.	
D489,391 S	5/2004	Morishita et al.	
D489,747 S	* 5/2004	Safran et al.	D16/230
D491,973 S	6/2004	Morishita et al.	
D492,714 S	7/2004	Morishita et al.	
D498,781 S	11/2004	Azuma et al.	
D512,737 S	* 12/2005	Azuma et al.	D16/230

\* cited by examiner

*Primary Examiner*—Adir Aronovich  
(74) *Attorney, Agent, or Firm*—Brinks Hofer Gilson & Lione

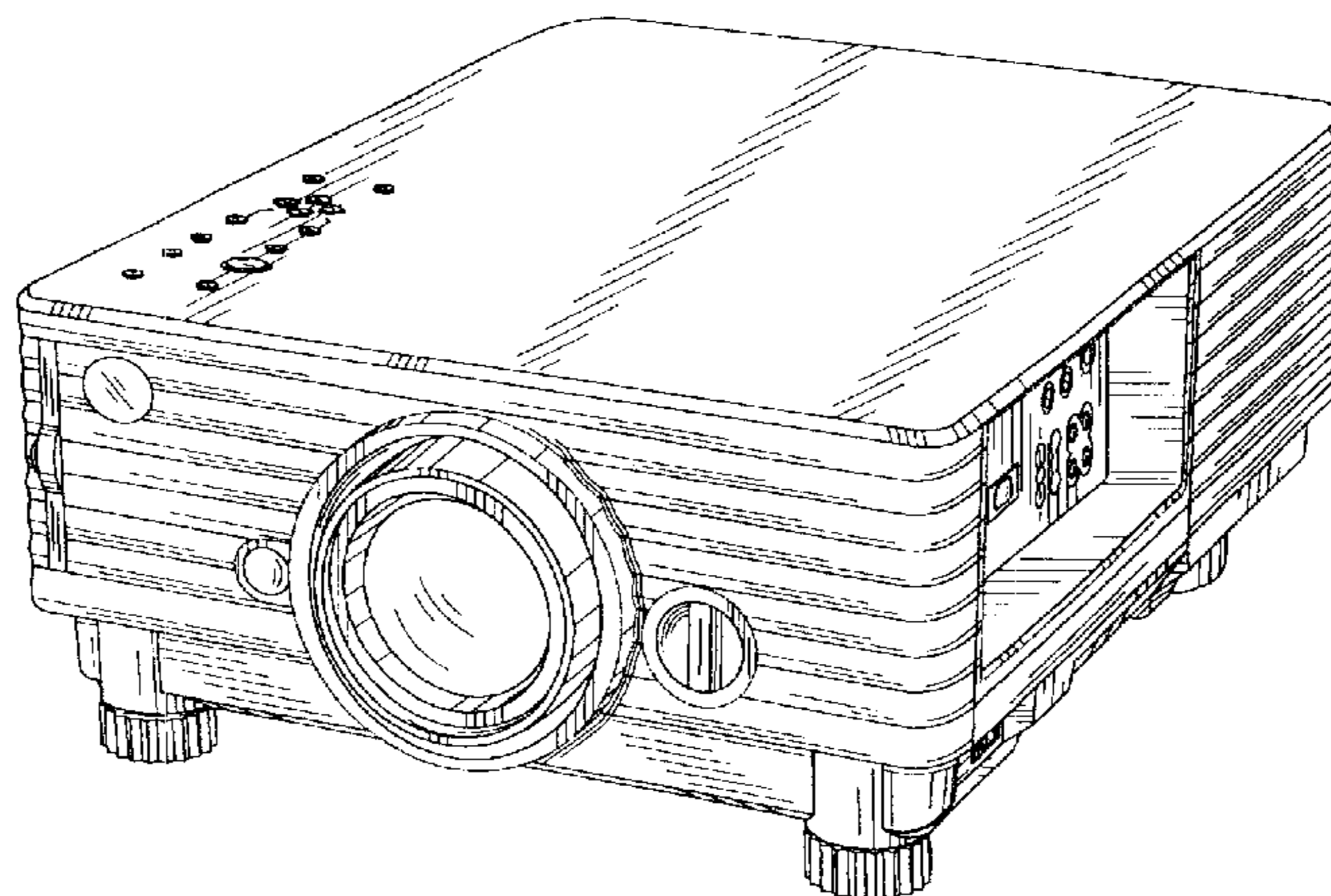
(57) **CLAIM**

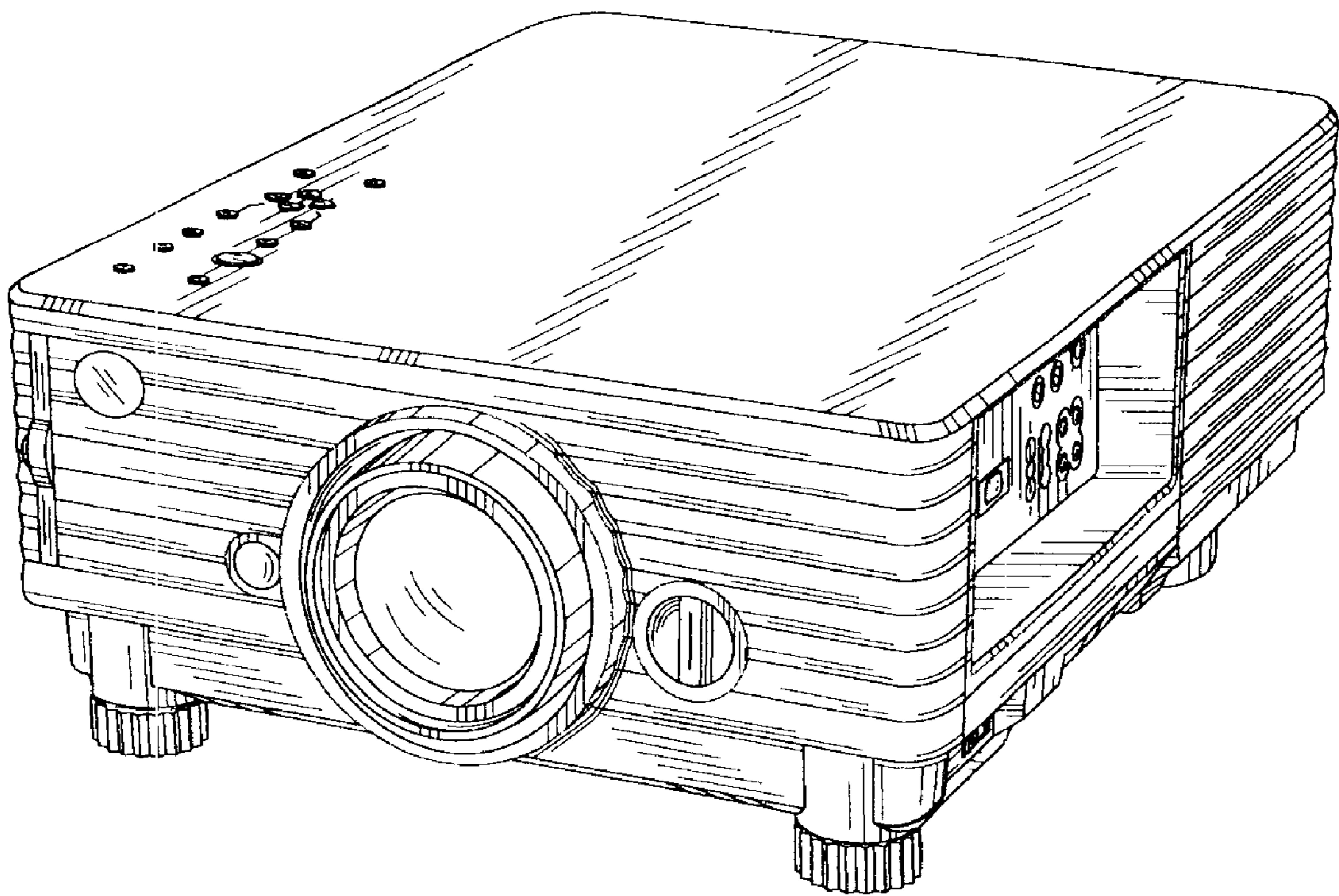
I claim the ornamental design for a video projector, as shown and described.

**DESCRIPTION**

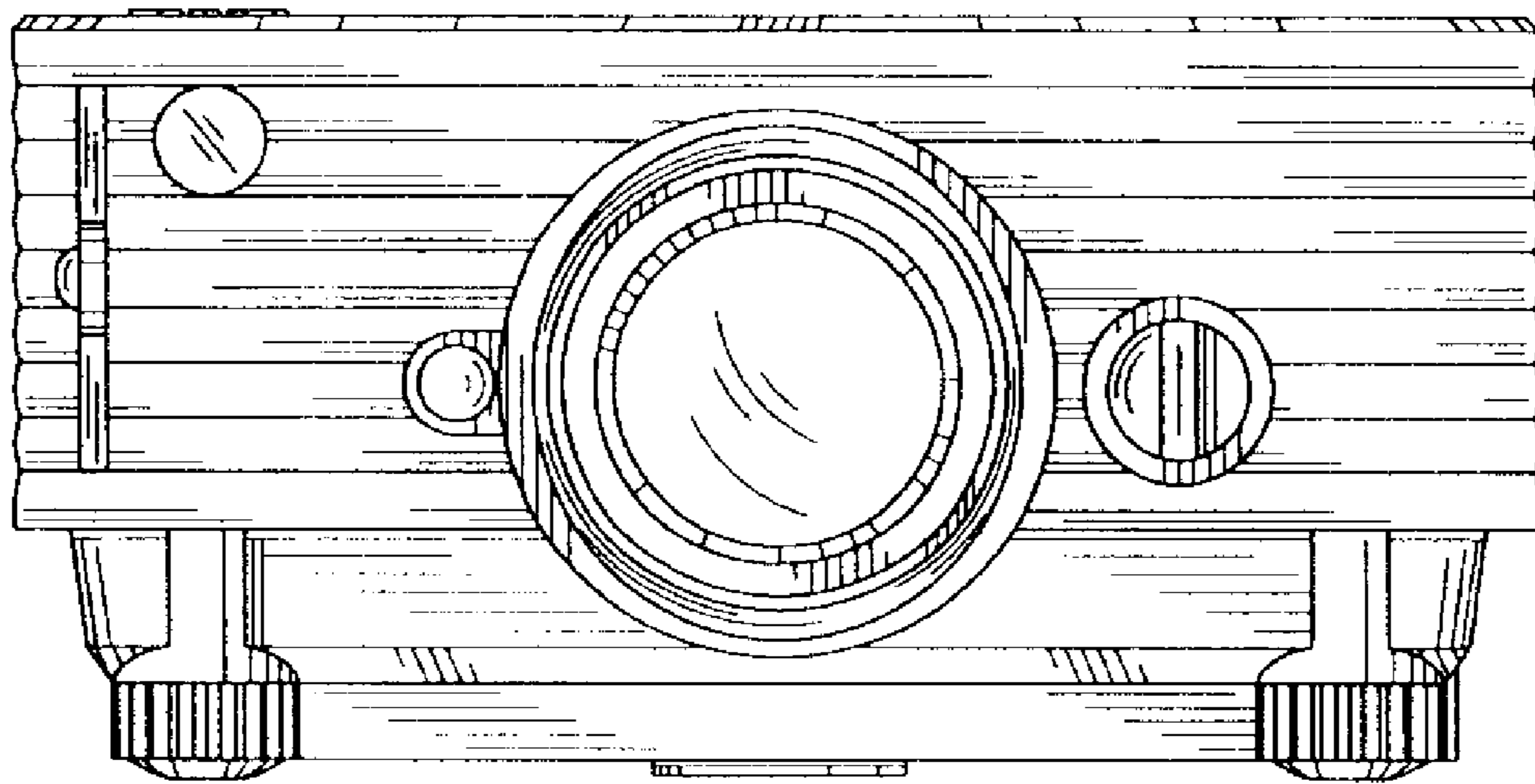
FIG. 1 is a top, front and right side perspective view of a video projector showing the present invention;  
FIG. 2 is a front view thereof;  
FIG. 3 is a rear view thereof;  
FIG. 4 is a left side view thereof;  
FIG. 5 is a right side view thereof;  
FIG. 6 is a top view thereof; and,  
FIG. 7 is a bottom view thereof.

**1 Claim, 7 Drawing Sheets**

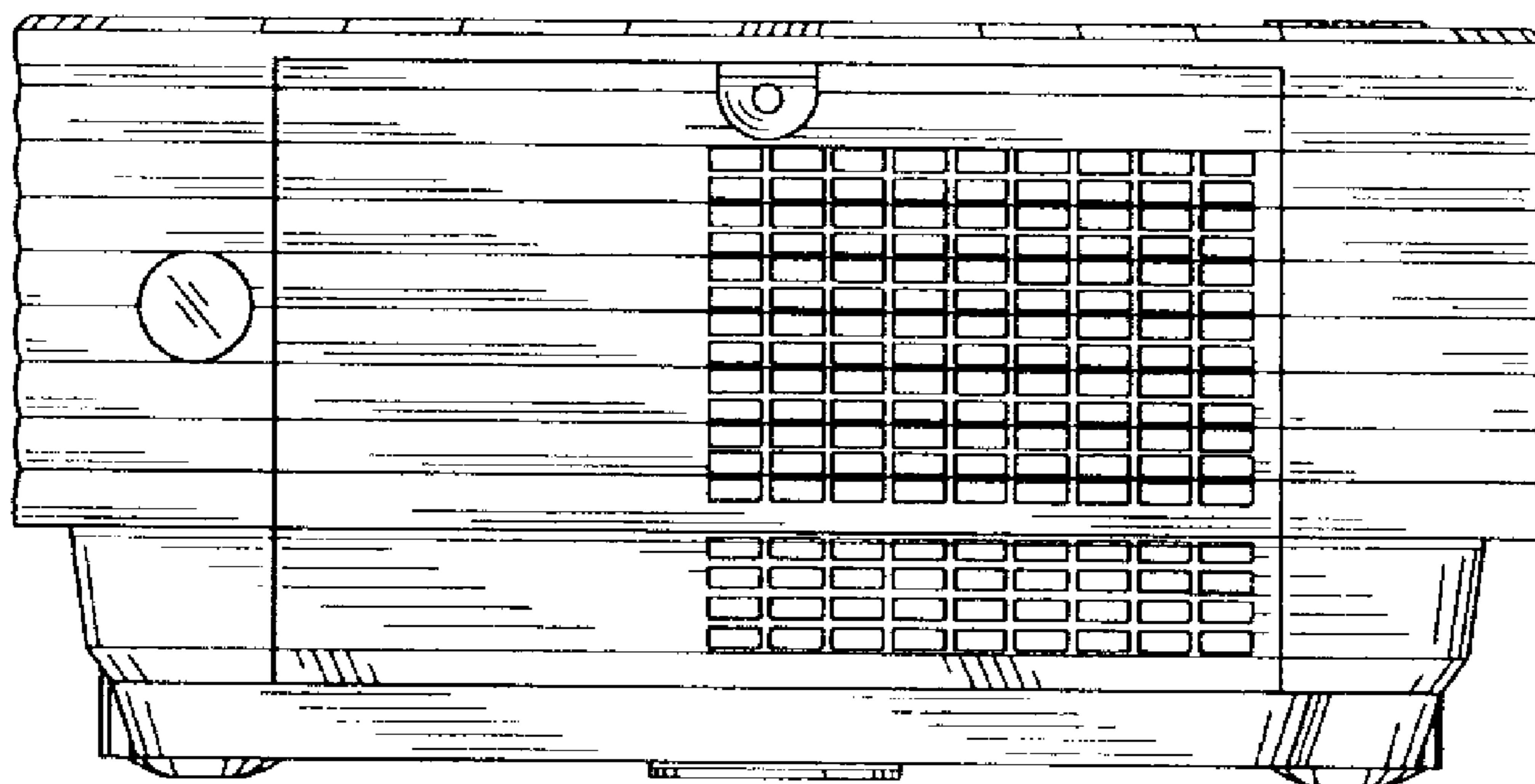




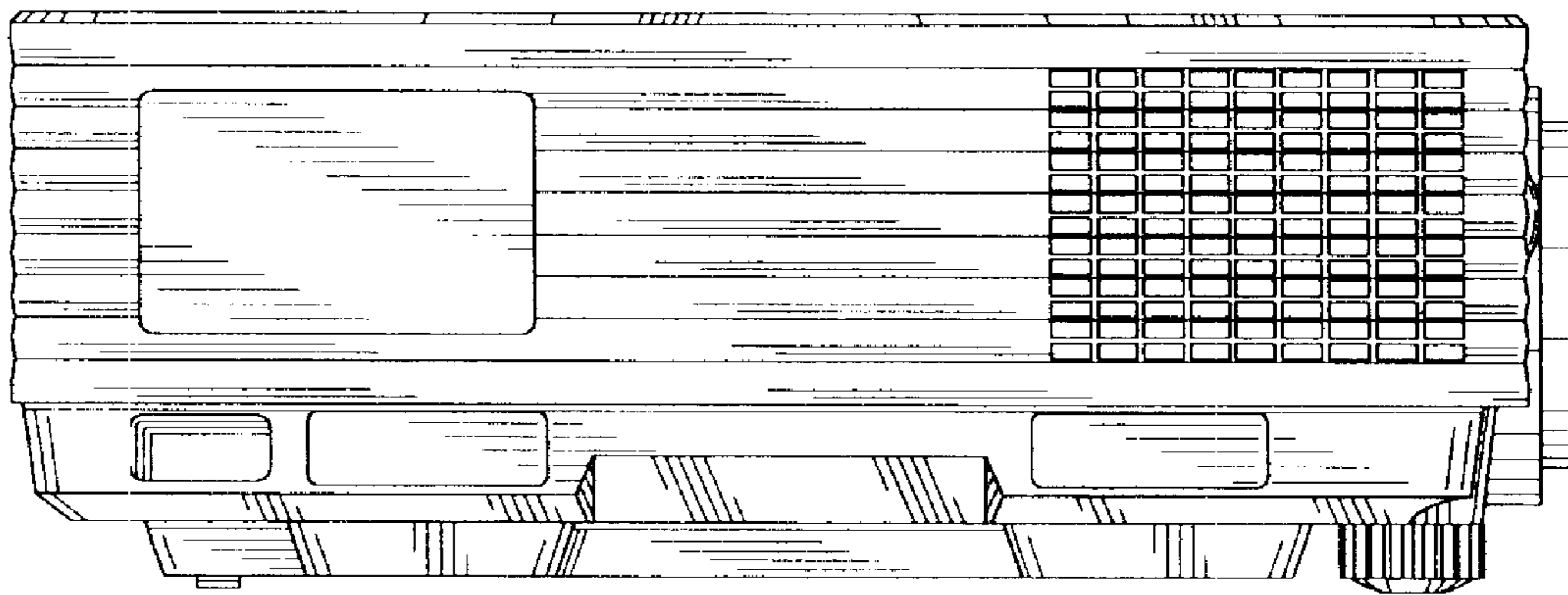
**FIG. 1**



**FIG. 2**

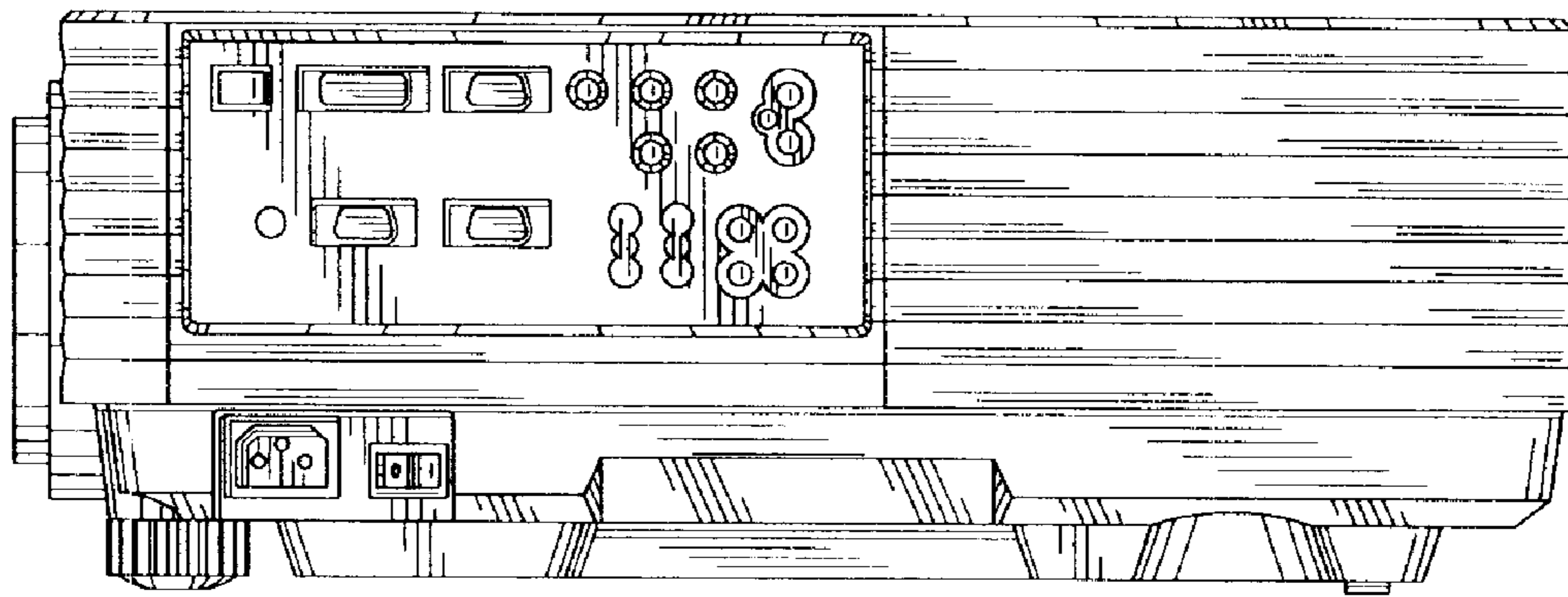


**FIG. 3**



**FIG. 4**





**FIG. 5**

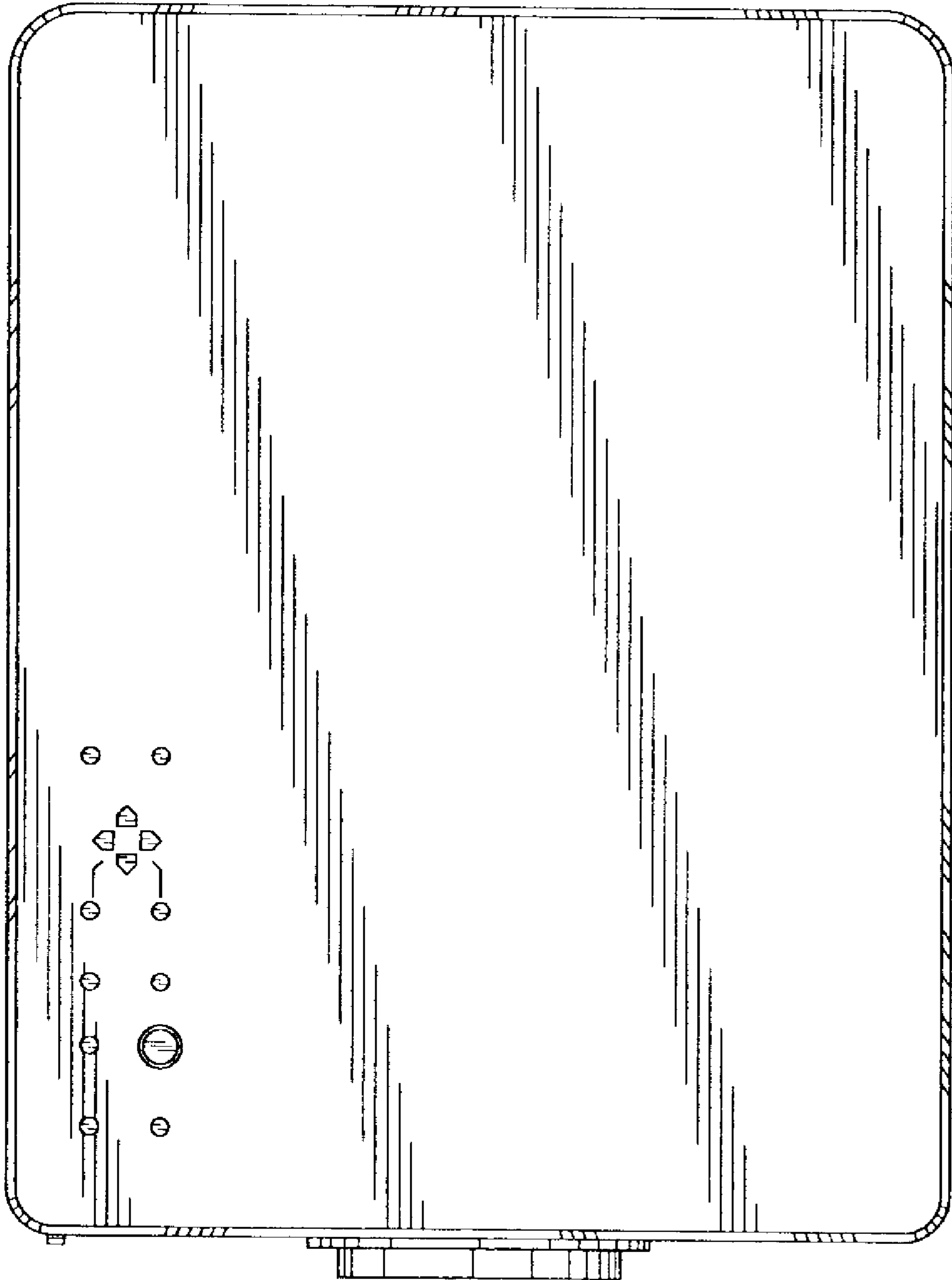
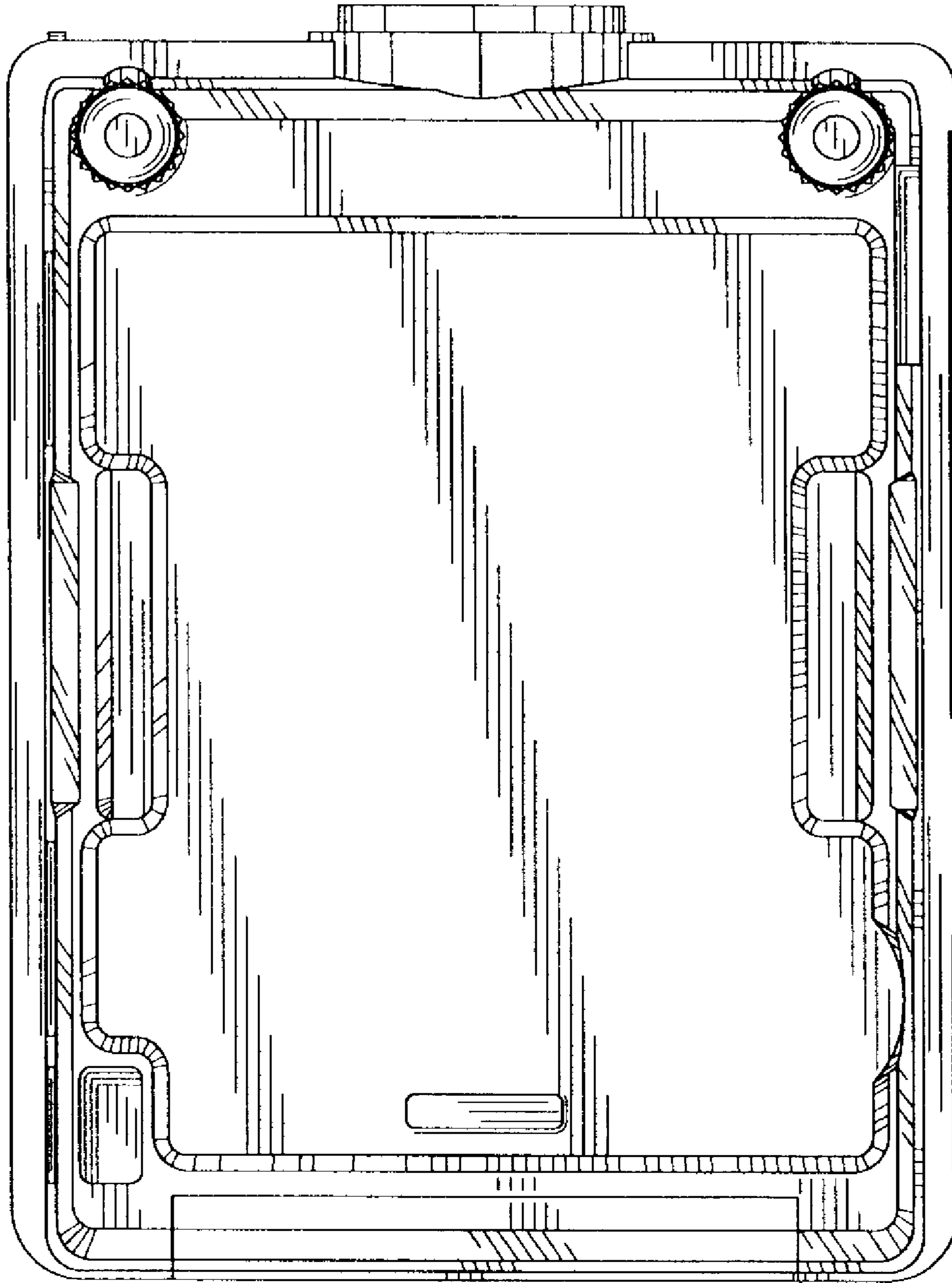


FIG. 6



**FIG. 7**