



US00D531183S

(12) **United States Design Patent**
Chen et al.

(10) **Patent No.:** **US D531,183 S**

(45) **Date of Patent:** **** Oct. 31, 2006**

(54) **COMPUTER FRONT BEZEL**

D499,737 S * 12/2004 Zhang et al. D14/445
D500,762 S * 1/2005 Chen et al. D14/444

(75) Inventors: **Yun-Lung Chen**, Tucheng (TW); **Qun Wang**, Shenzhen (CN)

* cited by examiner

(73) Assignee: **Hon Hai Precision Ind. Co., Ltd.**,
Taipei Hsien (TW)

Primary Examiner—Freda S. Nunn
(74) *Attorney, Agent, or Firm*—Wei Te Chung

(**) Term: **14 Years**

(57) **CLAIM**

The ornamental design for a computer front bezel, as shown and described.

(21) Appl. No.: **29/240,608**

(22) Filed: **Oct. 14, 2005**

DESCRIPTION

(51) **LOC (8) Cl.** **14-02**

(52) **U.S. Cl.** **D14/444**

(58) **Field of Classification Search** D14/441–446;
D13/162, 184, 199; 312/223.2; 360/99.01–99.12;
361/680–686, 690–696; 369/34.01, 36.01
See application file for complete search history.

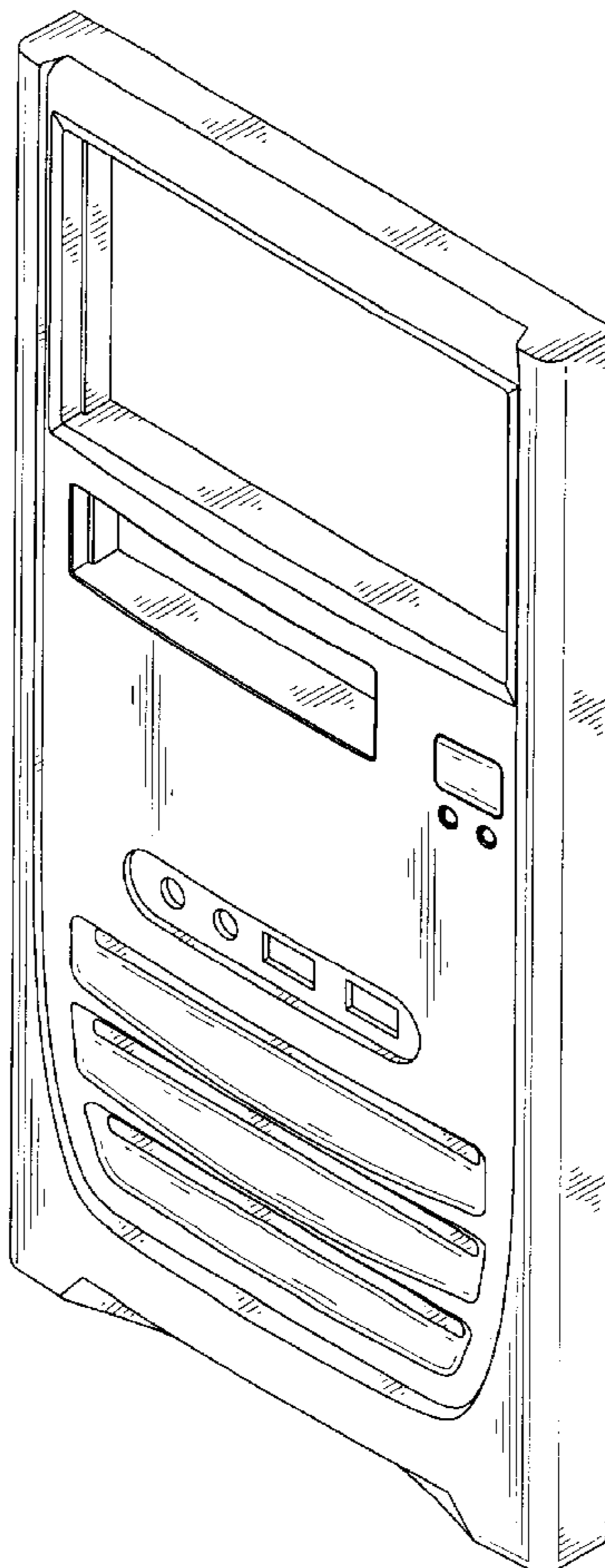
FIG. 1 is a perspective view of a computer front bezel of our new design;
FIG. 2 is a front elevational view thereof;
FIG. 3 is a rear elevational view thereof;
FIG. 4 is a left side elevational view thereof;
FIG. 5 is a right side elevational view thereof;
FIG. 6 is a top plan view thereof;
FIG. 7 is a bottom plan view thereof; and,
FIG. 8 is a perspective view thereof being mounted to a computer case which is shown in broken lines for illustrative purposes only and forms no part of the claimed design.

(56) **References Cited**

U.S. PATENT DOCUMENTS

5,169,218 A * 12/1992 Chu 312/223.2
D438,517 S * 3/2001 Chen et al. D14/444
D494,181 S * 8/2004 Su et al. D14/445

1 Claim, 6 Drawing Sheets



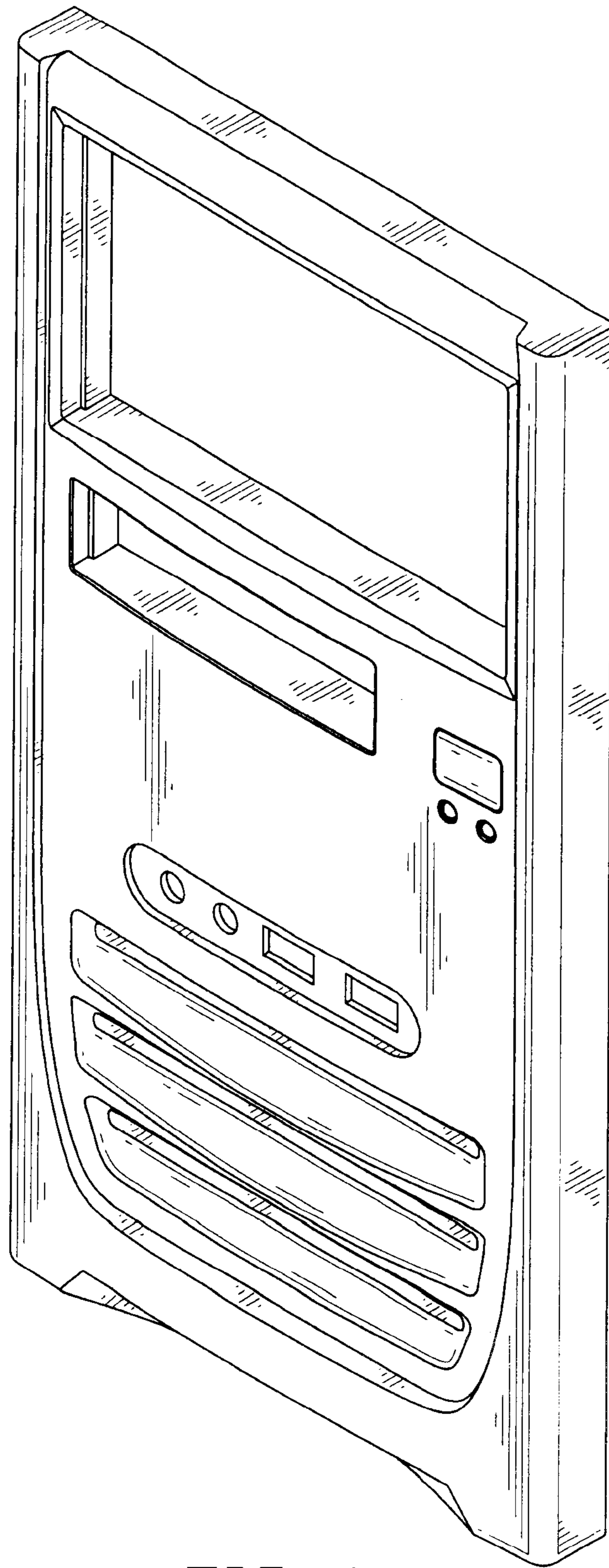


FIG. 1




FIG. 2

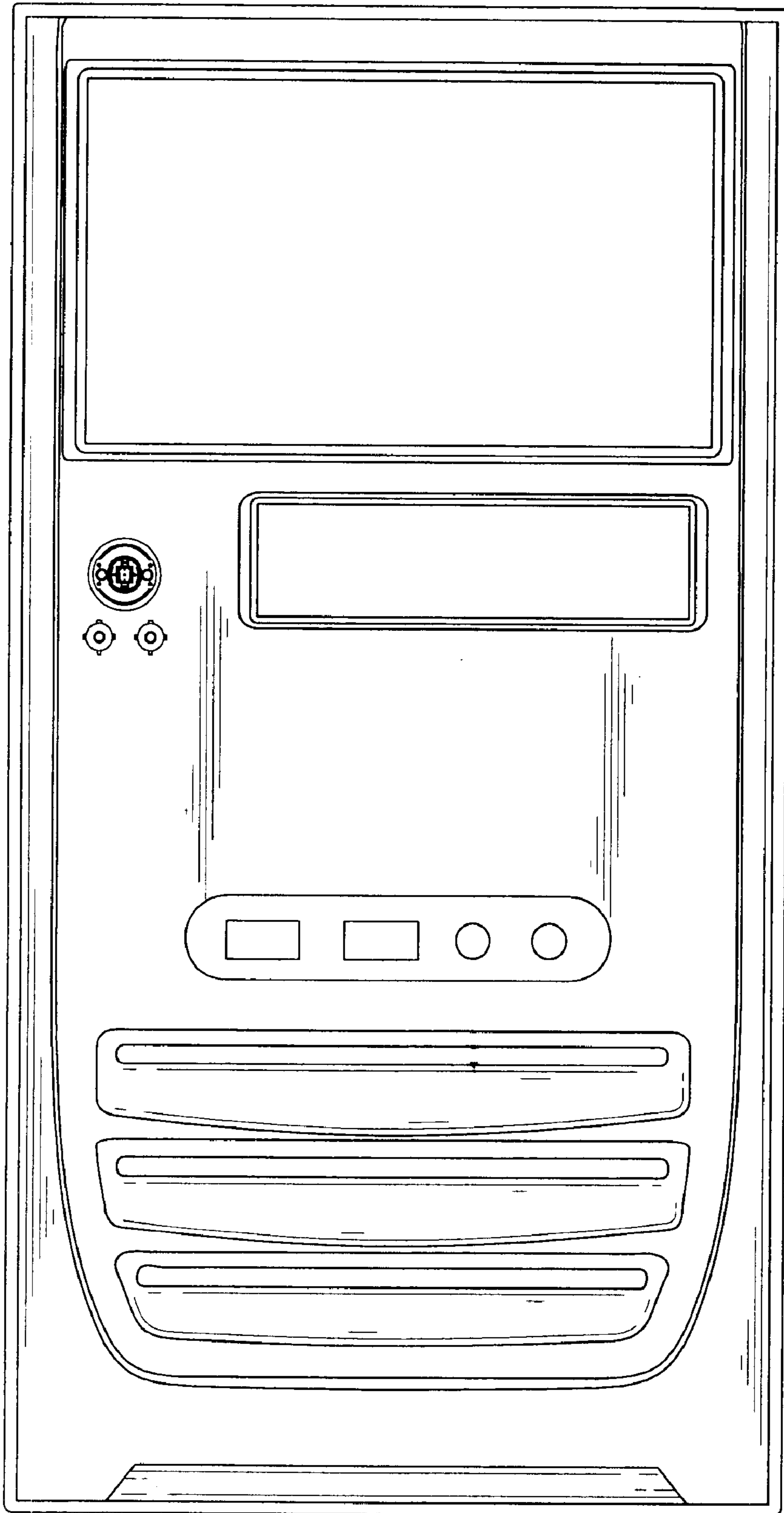


FIG. 3




FIG. 4



FIG. 5




FIG. 6

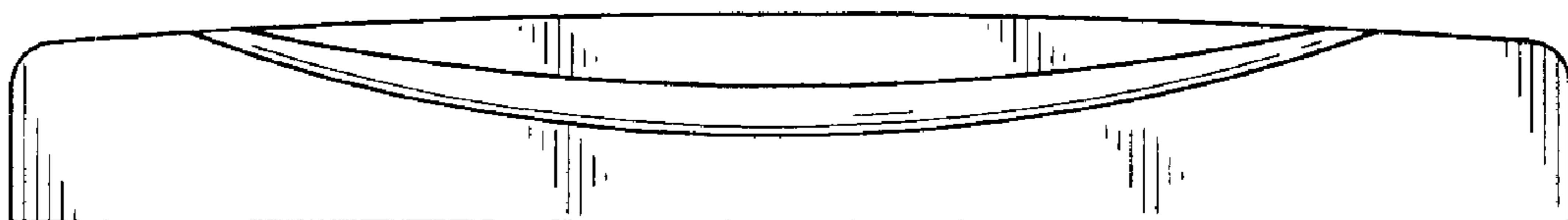


FIG. 7

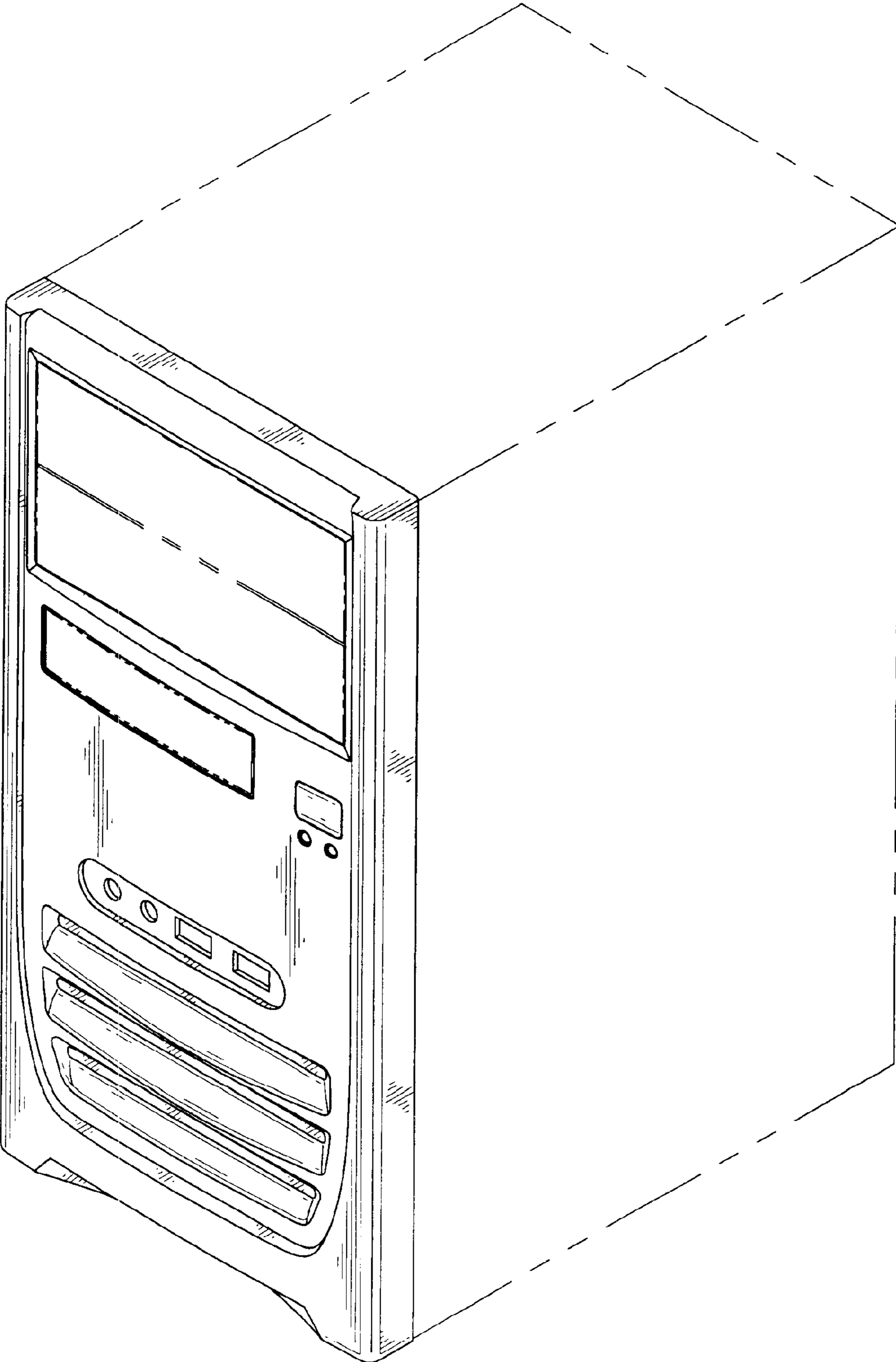


FIG. 8