



US00D531166S

(12) **United States Design Patent**  
**Baird**

(10) **Patent No.:** **US D531,166 S**

(45) **Date of Patent:** **\*\* Oct. 31, 2006**

(54) **SPEAKER CABINET**

(76) **Inventor:** **Derrick Lynn Baird**, 1526 Carrie Belle Dr., Knoxville, TN (US) 37912

(\*\*) **Term:** **14 Years**

(21) **Appl. No.:** **29/230,964**

(22) **Filed:** **May 28, 2005**

(51) **LOC (8) Cl.** ..... **14-01**

(52) **U.S. Cl.** ..... **D14/207; D14/214**

(58) **Field of Classification Search** ..... D14/204, D14/207, 209-216; 181/143-144, 147-148, 181/150, 157, 198-199, 151, 153; 381/300-302, 381/306, 333, 345, 361-364, 386-388, 332, 381/336

See application file for complete search history.

(56) **References Cited**

**U.S. PATENT DOCUMENTS**

4,190,738 A \* 2/1980 Samuels ..... 381/301

D274,057 S \* 5/1984 Carter ..... D14/214  
D314,575 S \* 2/1991 Wegner ..... D14/210  
5,105,906 A \* 4/1992 Wegner ..... 181/156  
D465,211 S \* 11/2002 Lawrence ..... D14/214

\* cited by examiner

*Primary Examiner*—Nanda Bondade

(57) **CLAIM**

The ornamental design for a speaker cabinet, as shown and described.

**DESCRIPTION**


FIG. 1 is a perspective view of a speaker cabinet showing my new design;

FIG. 2 is a front elevational view thereof;

FIG. 3 is a right side elevational view thereof, the left, top and bottom views being identical; and,

FIG. 4 is a rear elevational view thereof.

**1 Claim, 4 Drawing Sheets**






Fig. 1




Fig. 2




Fig. 3



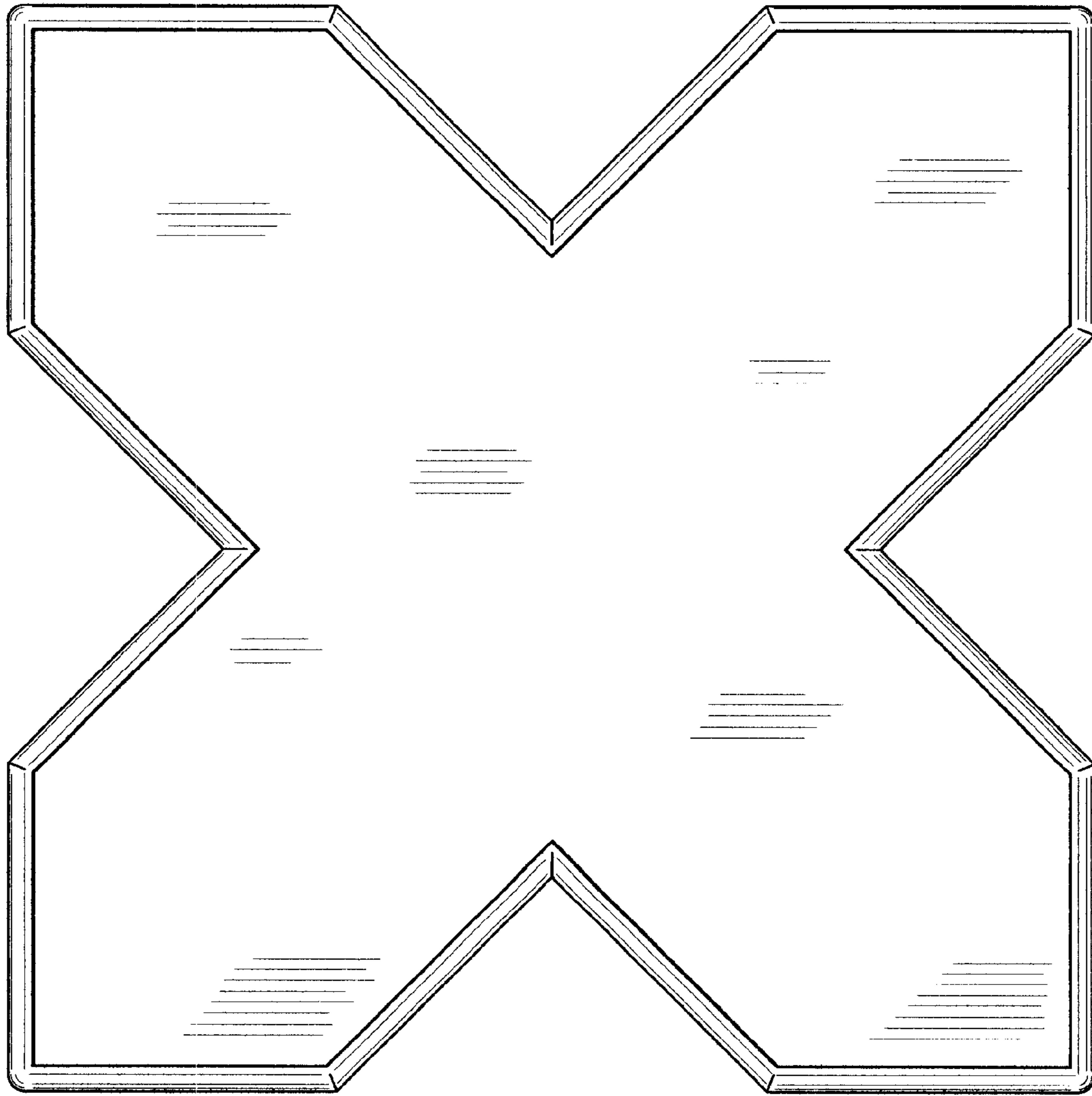


Fig. 4