



US00D531162S

(12) **United States Design Patent**
Kulkarni

(10) **Patent No.:** **US D531,162 S**

(45) **Date of Patent:** **** Oct. 31, 2006**

(54) **HOME AUDIO CLIENT**

(75) Inventor: **Abhimanyu Kulkarni**, Hong Kong
(HK)

(73) Assignee: **Koninklijke Philips Electronics N.V.**
(NL)

(**) Term: **14 Years**

(21) Appl. No.: **29/223,069**

(22) Filed: **Feb. 8, 2005**

(30) **Foreign Application Priority Data**

Aug. 16, 2004 (EM) 000216759-0002

(51) **LOC (8) Cl.** **14-03**

(52) **U.S. Cl.** **D14/188**

(58) **Field of Classification Search** D14/188,
D14/189, 168-171, 193-198, 265, 496; 455/344-351;
369/6-12, 75.1

See application file for complete search history.

(56) **References Cited**

U.S. PATENT DOCUMENTS

2,521,423 A * 9/1950 Stuck 455/170.1

4,120,037 A	*	10/1978	Sato	708/108
D385,562 S	*	10/1997	Nijima et al.	D14/188
D411,198 S	*	6/1999	Kawase	D14/168
6,061,229 A	*	5/2000	Gates et al.	361/610
D449,590 S	*	10/2001	Lewis	D14/188
D477,303 S	*	7/2003	Niitsu	D14/188
D485,821 S	*	1/2004	Fantaay	D14/188
D502,462 S	*	3/2005	Silverstein	D14/188

* cited by examiner

Primary Examiner—Prabhakar Deshmukh


(57) **CLAIM**

The ornamental design for a home audio client, as shown.

DESCRIPTION

FIG. 1 is a perspective view showing my design;
FIG. 2 is a front elevational view thereof;
FIG. 3 is a rear elevational view thereof;
FIG. 4 is a right side elevational view thereof;
FIG. 5 is a left side elevational view thereof;
FIG. 6 is a top plan view thereof; and,
FIG. 7 is a bottom plan view thereof.

1 Claim, 4 Drawing Sheets






FIG. 1

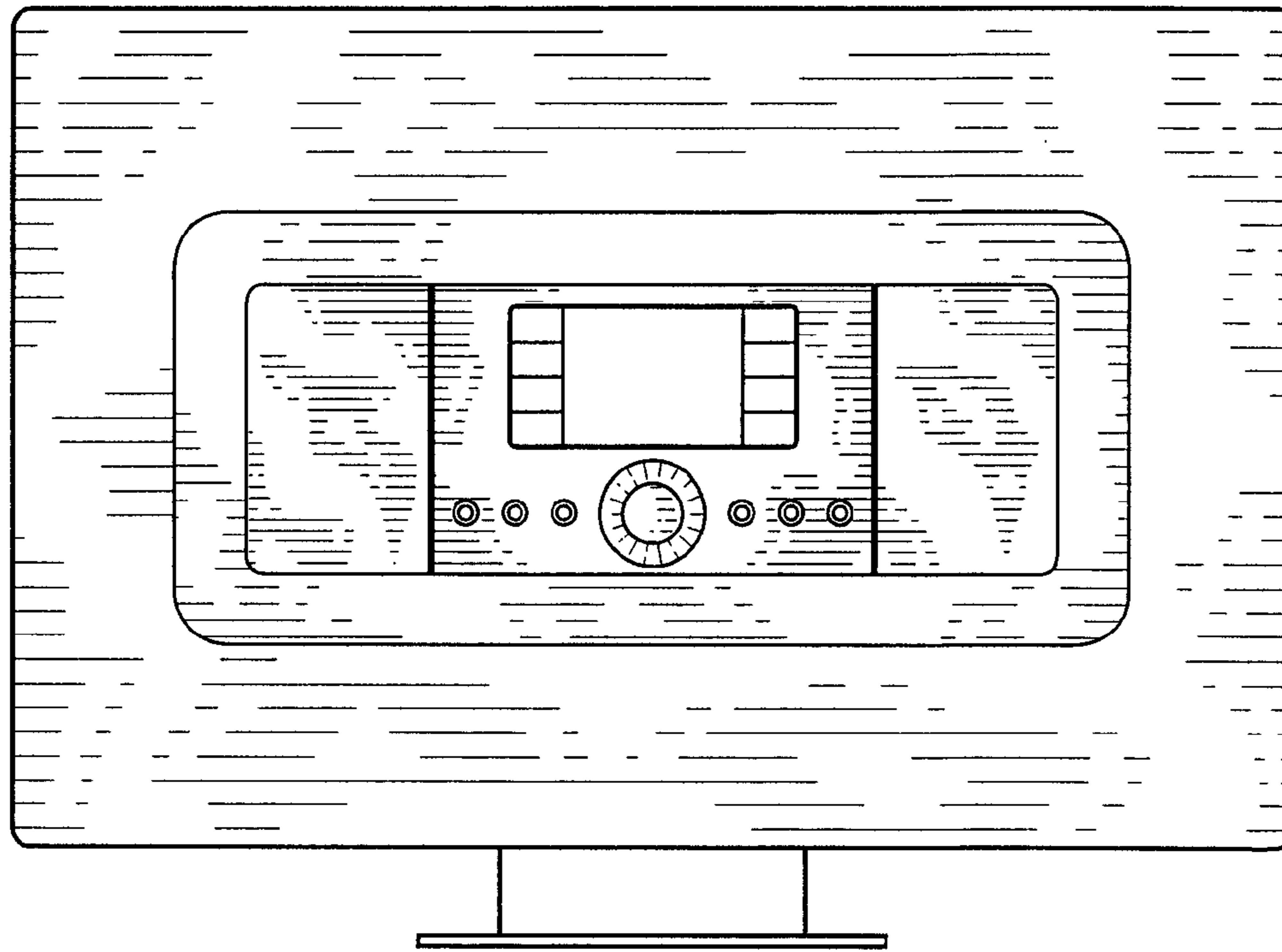


FIG. 2

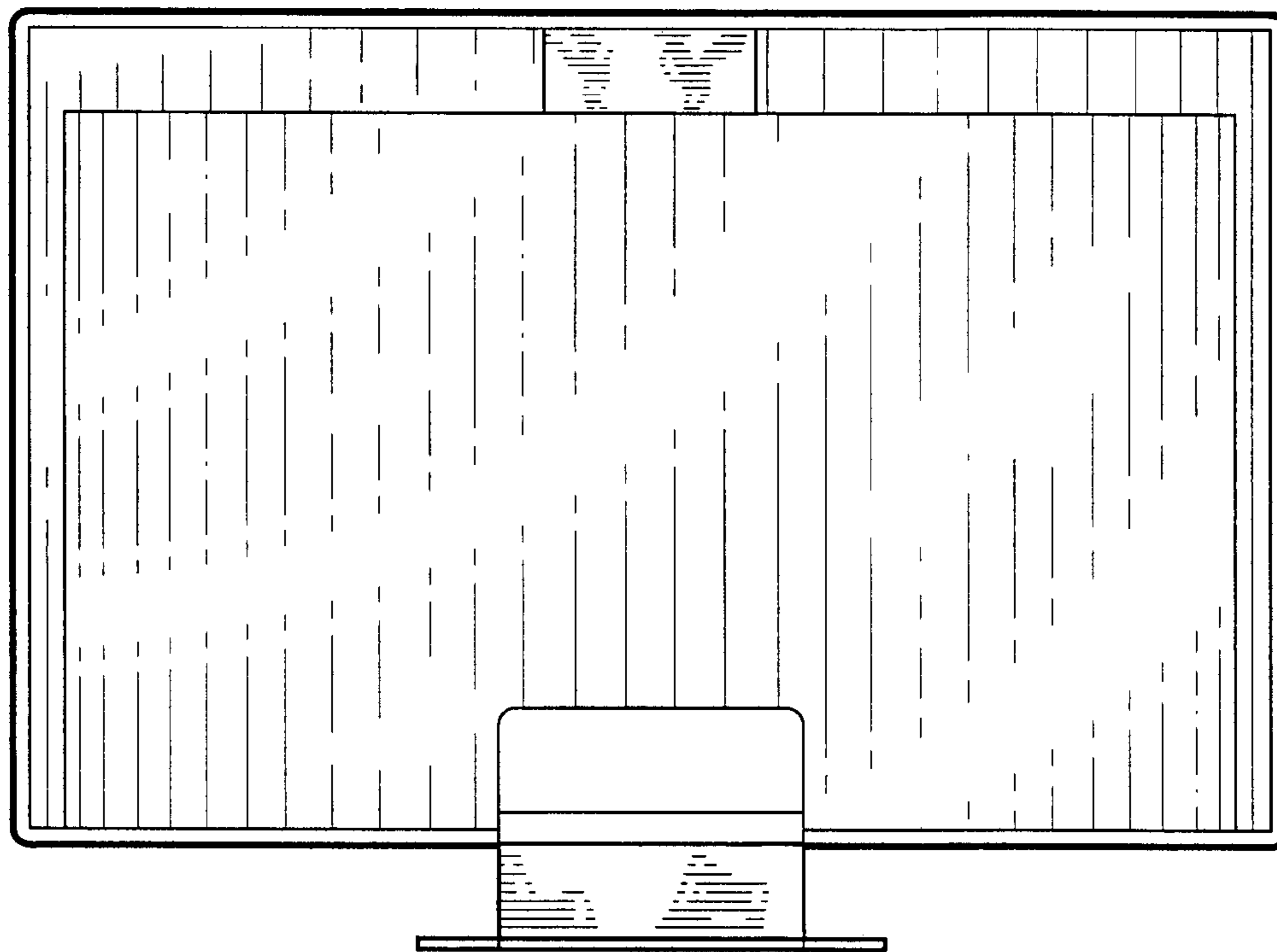


FIG. 3

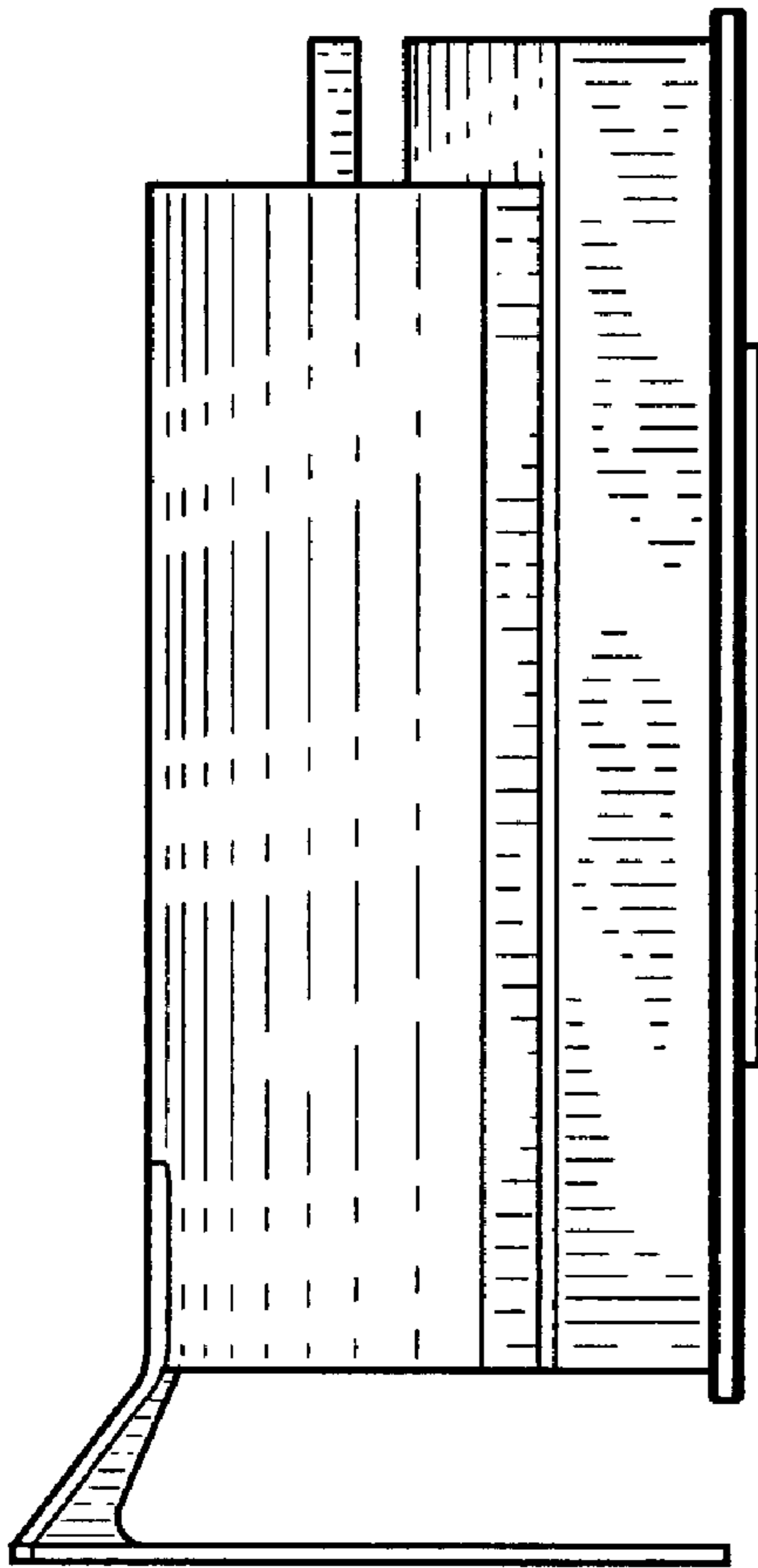


FIG. 4

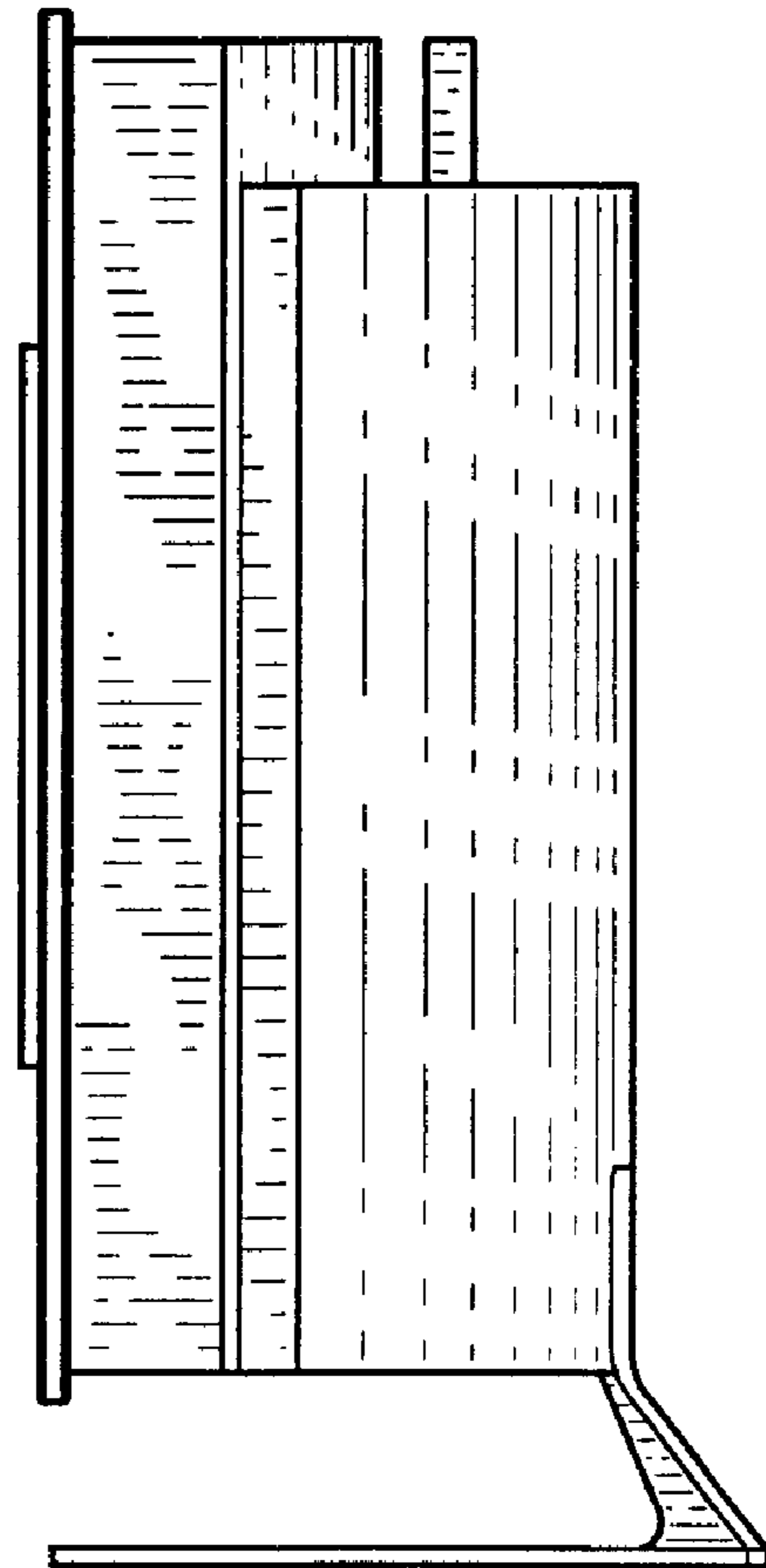


FIG. 5




FIG. 6




FIG. 7