



US00D531129S

(12) **United States Design Patent**
Muto

(10) **Patent No.:** **US D531,129 S**

(45) **Date of Patent:** **** Oct. 31, 2006**

(54) **HUB BOX FOR PLUGGING IN
ELECTRONIC DEVICES**

(75) Inventor: **Kanji Muto**, Chigasaki (JP)

(73) Assignee: **Matsushita Electric Industrial Co.,
Ltd.**, Osaka (JP)

(**) Term: **14 Years**

(21) Appl. No.: **29/243,153**

(22) Filed: **Nov. 17, 2005**

(30) **Foreign Application Priority Data**

Sep. 20, 2005 (JP) 2005-027103

(51) **LOC (8) Cl.** **13-03**

(52) **U.S. Cl.** **D13/152**

(58) **Field of Classification Search** D13/126,
D13/139.4, 147, 152, 158, 184; 174/480-481,
174/53-54, 58; 220/3.2-3.3, 3.6-3.9; 439/535,
439/536

See application file for complete search history.

(56) **References Cited**

U.S. PATENT DOCUMENTS

- D215,722 S * 10/1969 Winston et al. D13/146
- D236,481 S * 8/1975 Johnston D13/156
- D332,088 S * 12/1992 Nimpoeno et al. D13/184
- D335,866 S * 5/1993 Powell et al. D13/152
- D339,794 S * 9/1993 Powell et al. D13/152
- 5,574,440 A * 11/1996 Kurtz 340/825.57
- D396,691 S * 8/1998 Shen D13/147
- D404,713 S * 1/1999 Hsiang D13/147

- D405,054 S * 2/1999 Takahashi et al. D13/152
- D426,192 S * 6/2000 Rathbun et al. D13/147
- D464,643 S * 10/2002 Hill et al. D14/240
- D492,295 S 6/2004 Glatt
- D503,384 S 3/2005 Weatherley

FOREIGN PATENT DOCUMENTS

- JP D1063388 3/2000
- JP D1131766 1/2002
- JP D1178608 7/2003
- JP D1178609 7/2003
- JP D1247224 8/2005

* cited by examiner

Primary Examiner—Alan P. Douglas

Assistant Examiner—Rosemary K. Tarcza

(74) *Attorney, Agent, or Firm*—Brinks Hofer Gilson & Lione

(57) **CLAIM**

I claim the ornamental design for a hub box for plugging in electronic devices, as shown and described.

DESCRIPTION

FIG. 1 is a top perspective view of a hub box for plugging in electronic devices of the present invention;

FIG. 2 is a front view thereof;

FIG. 3 is a first side view thereof;

FIG. 4 is a second side view thereof;

FIG. 5 is a top view thereof;

FIG. 6 is a bottom view thereof; and,

FIG. 7 is a rear view thereof.

1 Claim, 3 Drawing Sheets




FIG.1




FIG.2




FIG.3

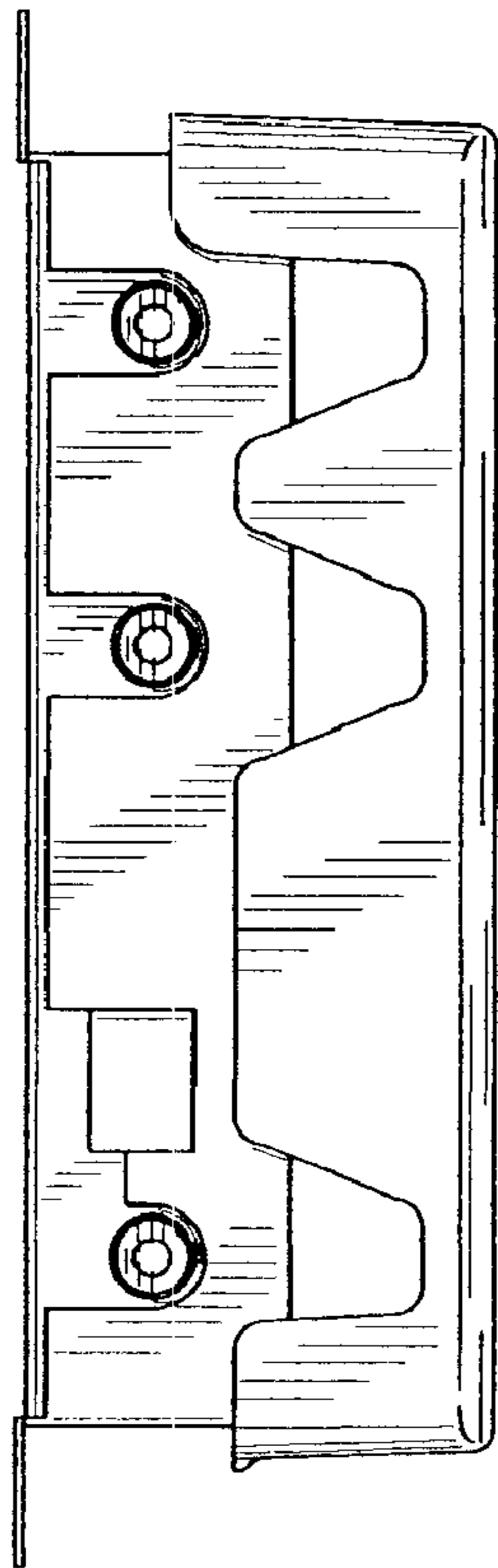


FIG.4

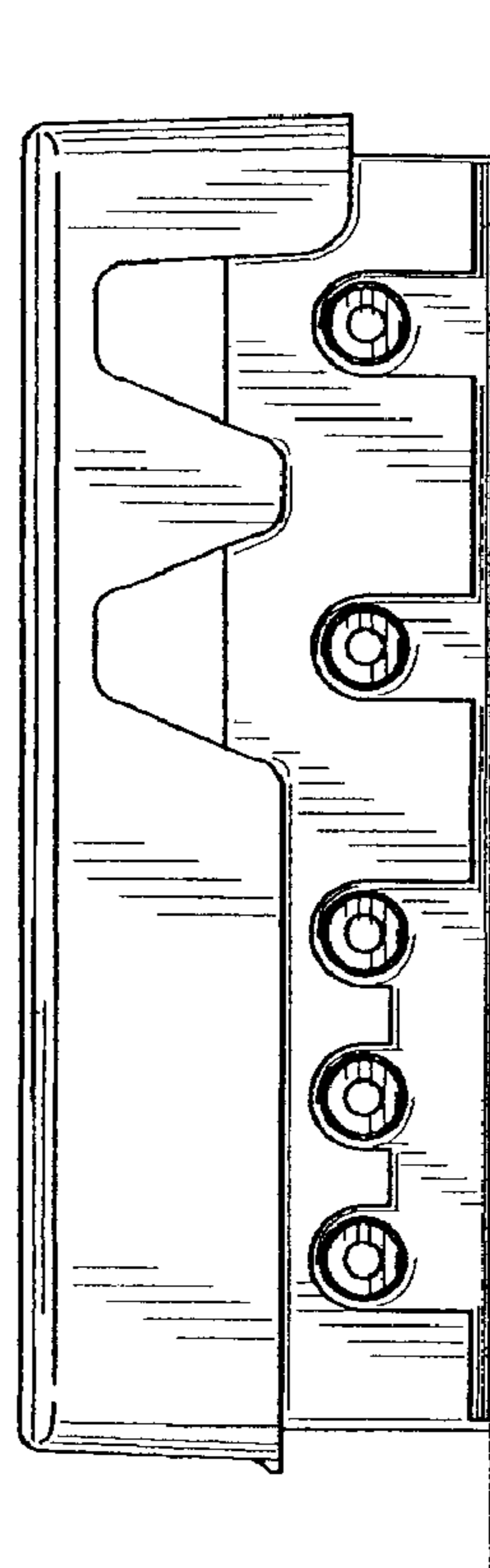


FIG.5

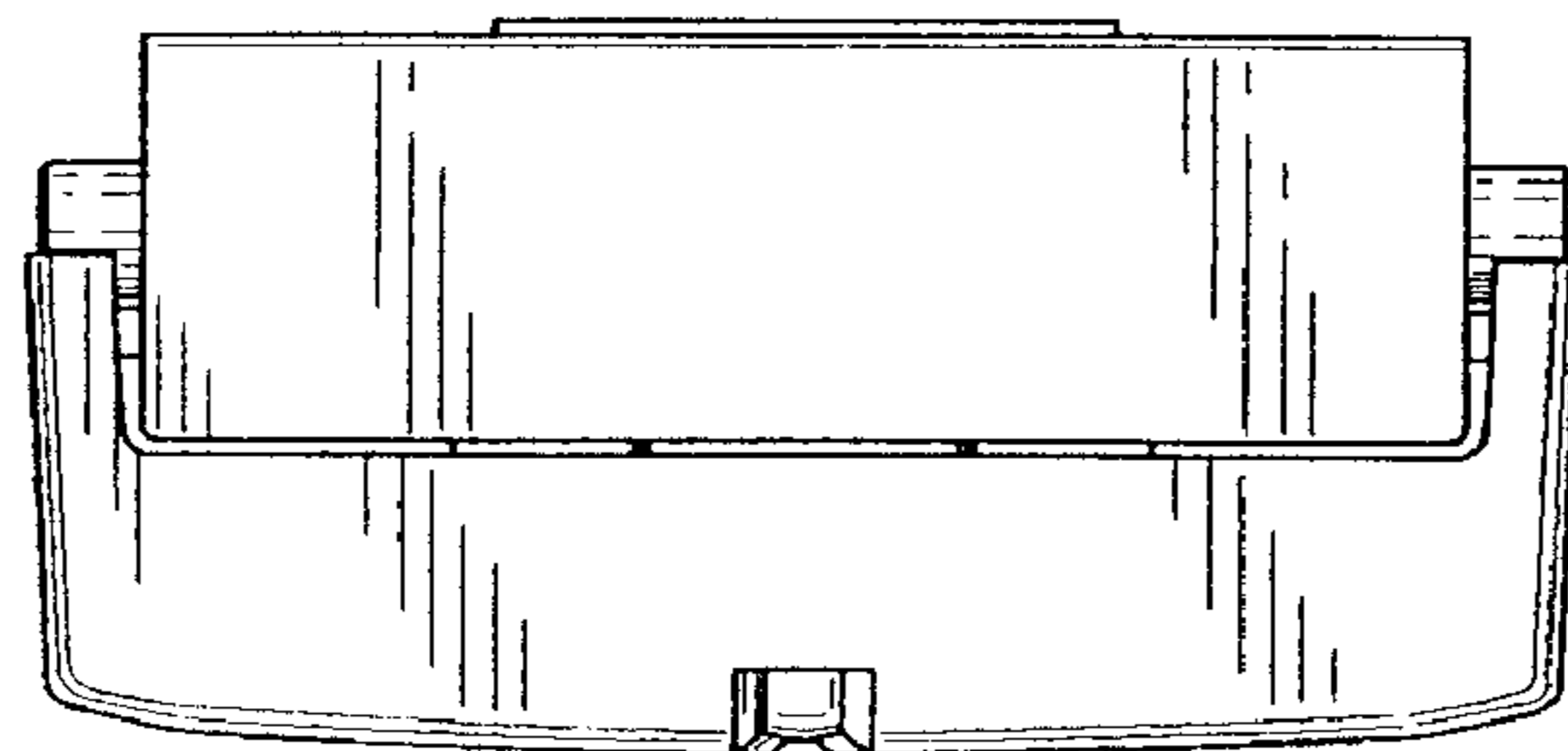


FIG.6

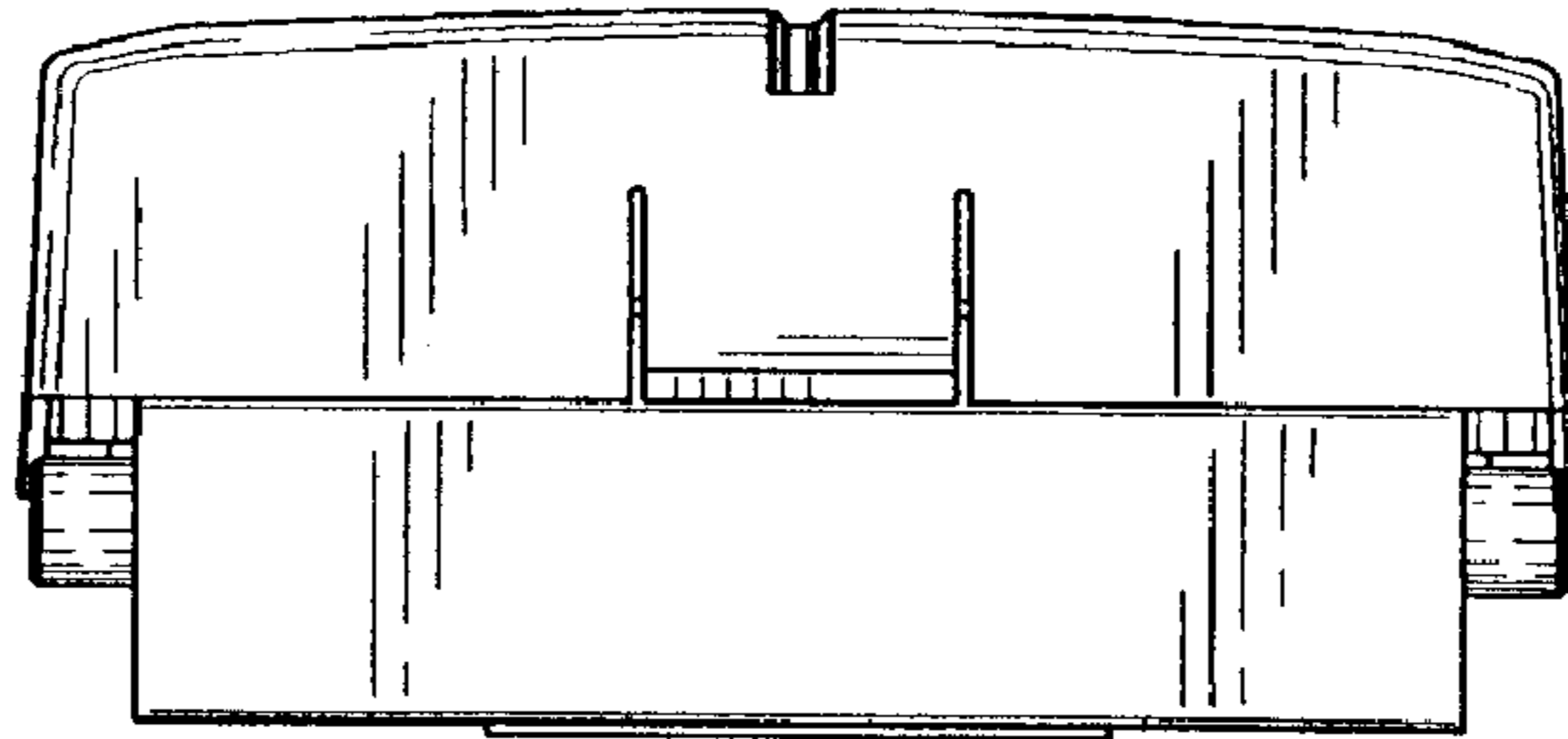


FIG.7

